

## UCC Sign-In Sheet

County: Allegheny <sup>WCC</sup> Date: 5 / 12 / 17

[illegible]





**May 2017**  
**Ashe-Alleghany UCC**

*Photo taken in Louisburg, NC*



**WE DIG DATA**

Just take a look

# Locate Requests & Transmissions

## Apr. 2017 vs 2016

### Tickets

2017: 156,103

2016: 161,633

Difference: -3.4%

### Transmissions

2017: 889,980

2016: 862,864

Difference: 3.1%

## YTD Totals 2017

**Tickets: 623,623**

4.6% over 2016

**Transmissions: 3,532,442**

5.7% over 2016

# County Ticket Volume



# County Ticket Volume

YTD stats compared with previous year



	Type Ticket							% Measured against Total Tickets					
						Total Tickets							
Ashe	3 HR	CNCL	NEW	RXMT	UPDT			% 3 HR	% CNCL	% NEW	% RXMT	% UPDT	
2016	16	9	820	14	603	1462	2016	1.1%	0.6%	56.1%	1.0%	41.2%	
2017	3	8	636	19	575	1241	2017	0.2%	0.6%	51.2%	1.5%	46.3%	
+/- Var	-81.3%	-11.1%	-22.4%	35.7%	-4.6%	-15.1%	Diff +/-	-0.9%	0.0%	-4.8%	0.6%	5.1%	
				Locates per day		12							
						Total Tickets							
Alleghany	3 HR	CNCL	NEW	RXMT	UPDT			% 3 HR	% CNCL	% NEW	% RXMT	% UPDT	
2016	2	3	490	6	780	1281	2016	0.2%	0.2%	38.3%	0.5%	60.9%	
2017	0	8	462	6	41	517	2017	0.0%	1.5%	89.4%	1.2%	7.9%	
+/- Var	-200.0%	166.7%	-5.7%	0.0%	-94.7%	-59.6%	Diff +/-	-0.2%	1.3%	51.1%	0.7%	-53.0%	
+/- Var				Locates per day		5							

# County Ticket Volume

2017 Stats Compared with 2016



April	Type Ticket							% Measured against Total Tickets				
	3 HR	CNCL	NEW	RXMT	UPDT	Total Tickets		% 3 HR	% CNCL	% NEW	% RXMT	% UPDT
Ashe												
2016	1	4	202	6	169	382	2016	0.3%	1.0%	52.9%	1.6%	44.2%
2017	0	3	213	4	175	395	2017	0.0%	0.8%	53.9%	1.0%	44.3%
+/- Var	-100.0%	-25.0%	5.4%	-33.3%	3.6%	3.4%	Diff +/-	-0.3%	-0.3%	1.0%	-0.6%	0.1%
				Locates per day		18						
Alleghany	3 HR	CNCL	NEW	RXMT	UPDT	Total Tickets		% 3 HR	% CNCL	% NEW	% RXMT	% UPDT
2016	0	2	105	1	267	375	2016	0.0%	0.5%	28.0%	0.3%	71.2%
2017	0	2	101	1	13	117	2017	0.0%	1.7%	86.3%	0.9%	11.1%
+/- Var	0.0%	0.0%	-3.8%	0.0%	-95.1%	-68.8%	Diff +/-	0.0%	1.2%	58.3%	0.6%	-60.1%
				Locates per day		5						

# County Ticket Distribution

ASHE	395
BALDWIN	2
CRESTON	4
CRUMPLER	11
FLEETWOOD	168
GLENDALE SPRINGS	2
GRASSY CREEK	4
JEFFERSON	37
LANSING	9
SMETHPORT	1
TODD	11
WARRENSVILLE	5
WEST JEFFERSON	141



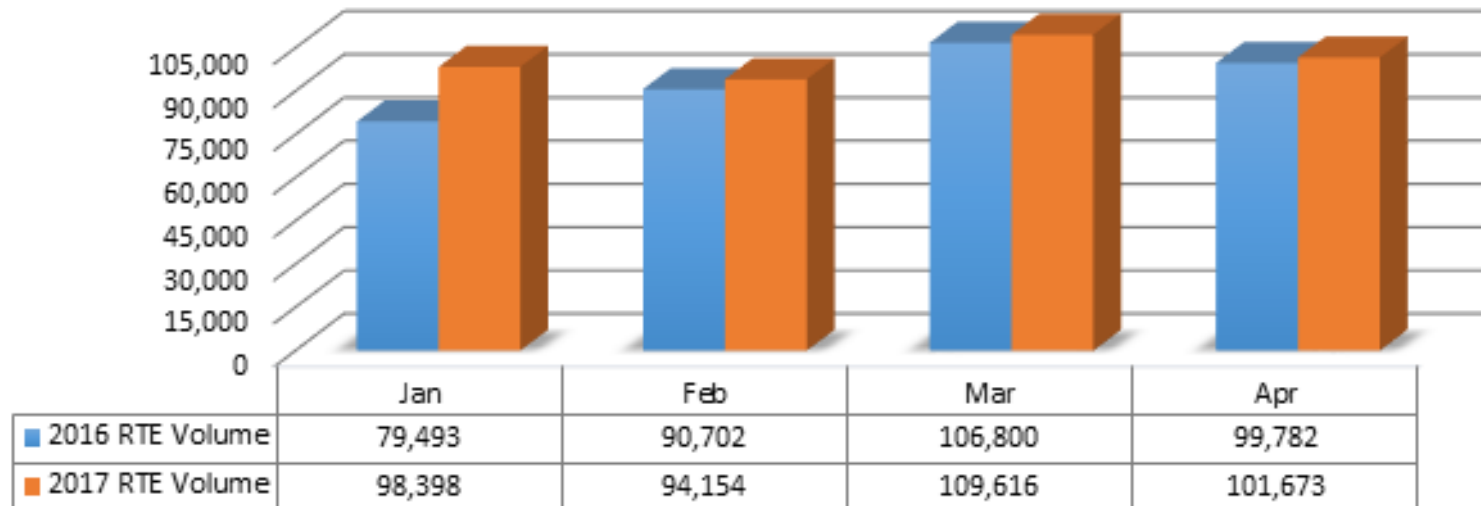
# County Ticket Distribution

ALLEGHANY	117
CHERRY LANE	20
ENNICE	10
GLADE VALLEY	19
LAUREL SPRINGS	5
PINEY CREEK	8
ROARING GAP	14
SPARTA	39
STRATFORD	2

# Remote Ticket Entry

<b>Total Tkt Summary</b>	<b>156,103</b>
In-House Tkt Summary	54,430
RTE Ticket Summary; incl. UL	101,673
RTE Ticket Summary; excl. UL	86,264
RTE % Volume; excl. UL	55.26%
RTE % Volume	65.13%

**RTE Volume 2017 vs 2016**

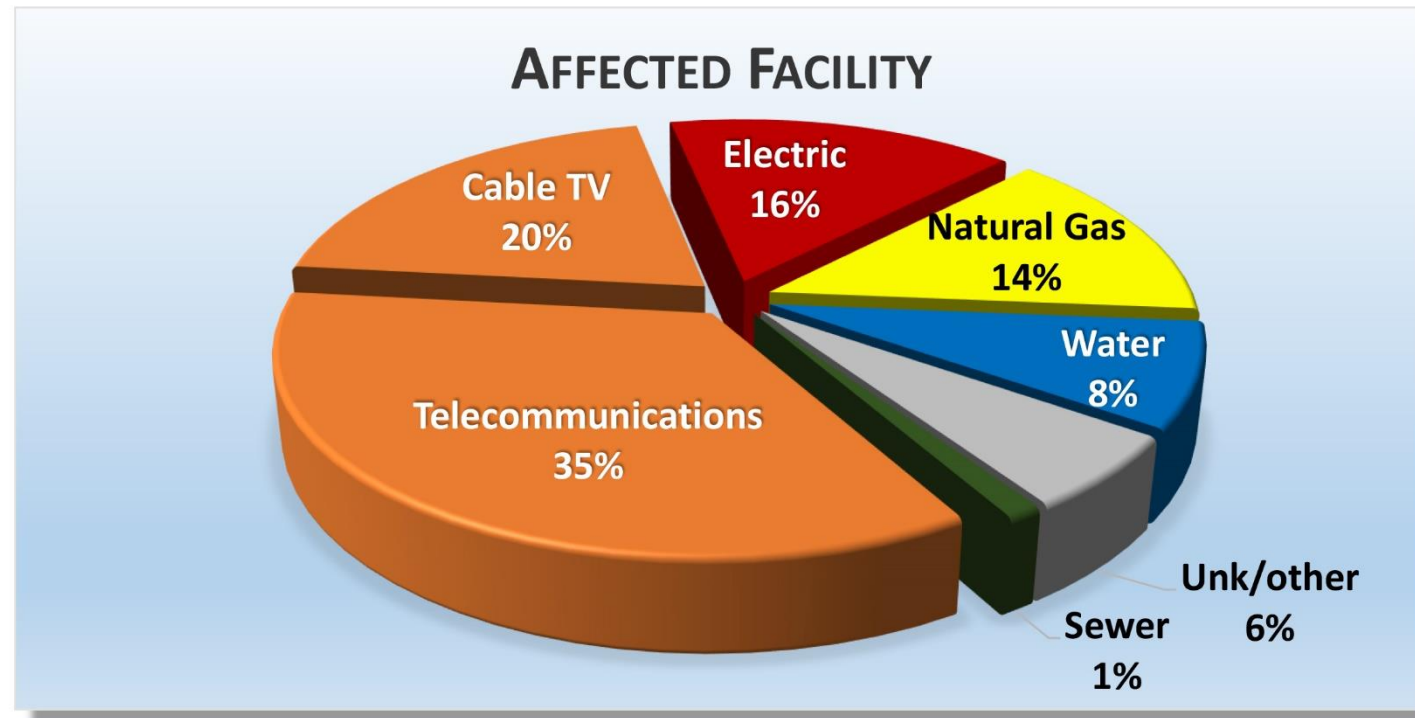




A photograph of a construction site. In the foreground, a worker in a white hard hat, a high-visibility yellow vest over an orange shirt, and khaki pants is seen from behind, looking towards a black metal fence. A large orange pipe is being moved or laid across the fence. In the background, another worker in a white hard hat and high-visibility vest stands near a yellow caution tape. Two orange traffic cones are visible on the ground. The scene is outdoors with trees in the background.

# Incident Report

Affected Facility	Events	% of Grand Total
Telecommunications	185	35.04%
Cable TV	106	20.08%
Electric	82	15.53%
Natural Gas	74	14.02%
Water	44	8.33%
Unknown/Other	31	5.87%
Sewer	6	1.14%
<b>Grand Total</b>	<b>528</b>	<b>100.00%</b>



**NC811, April 2017: 528 Damage Events in 49 Counties**



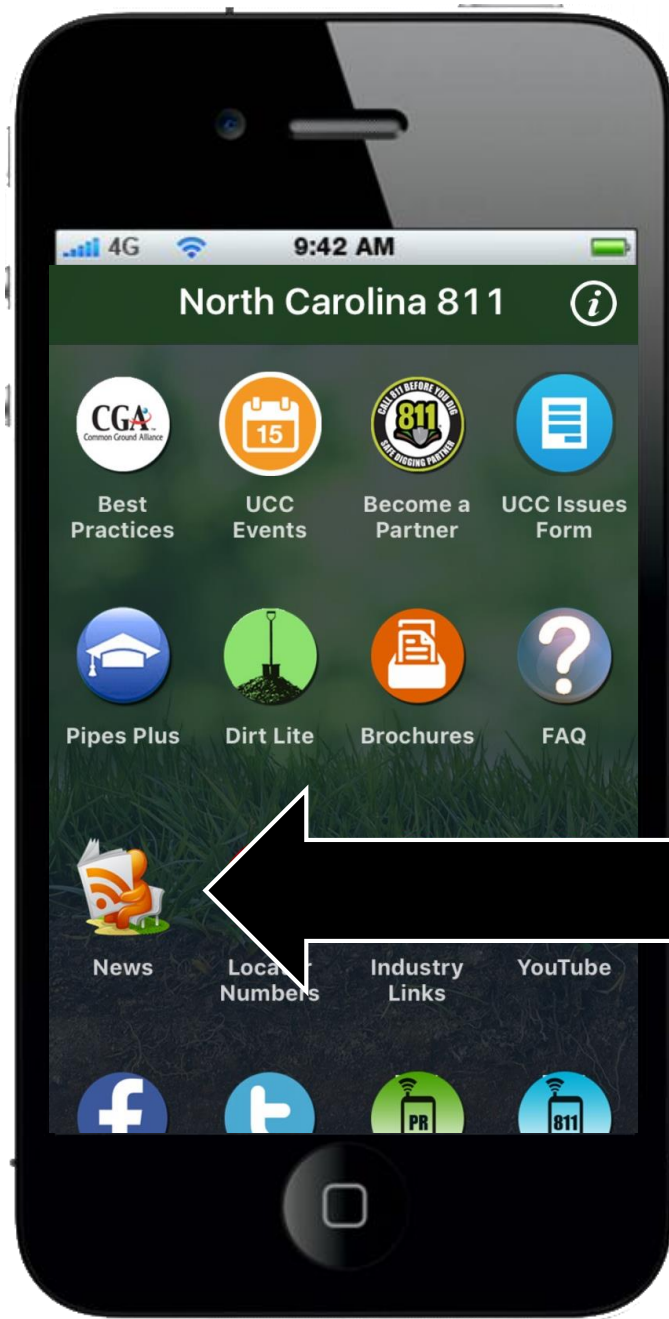
### ***By Events***

<b>County</b>	<b>Events</b>	<b>% of Grand Total</b>
Mecklenburg	156	29.55%
Wake	109	20.64%
Durham	30	5.68%
Guilford	21	3.98%
Union	18	3.41%
Orange	16	3.03%
Cabarrus	14	2.65%
Forsyth	14	2.65%
Iredell	13	2.46%
Buncombe	12	2.27%
Alamance	10	1.89%
Henderson	10	1.89%
Cumberland	8	1.52%
Johnston	8	1.52%
Brunswick	7	1.33%
New Hanover	7	1.33%
Davidson	6	1.14%
Chatham	5	0.95%
Pitt	5	0.95%
Gaston	4	0.76%
Harnett	4	0.76%
Lincoln	4	0.76%
Catawba	3	0.57%
Currituck	3	0.57%
Franklin	3	0.57%



Pender	3	0.57%
Rockingham	3	0.57%
Caldwell	2	0.38%
Craven	2	0.38%
Granville	2	0.38%
Halifax	2	0.38%
Onslow	2	0.38%
Rowan	2	0.38%
Rutherford	2	0.38%
Surry	2	0.38%
Wayne	2	0.38%
Yadkin	2	0.38%
Avery	1	0.19%
Beaufort	1	0.19%
Burke	1	0.19%
Carteret	1	0.19%
Chowan	1	0.19%
Cleveland	1	0.19%
Dare	1	0.19%
Duplin	1	0.19%
Haywood	1	0.19%
Jackson	1	0.19%
Lee	1	0.19%
Wilkes	1	0.19%
<b>Grand Total</b>	<b>528</b>	<b>100.00%</b>

**NC811, April 2017: 528 Damage Events in 49 Counties**



# Read all about it!

Did you know that NC811 has a news blog? Every time we publish a press release a copy is posted here for all to see. So next time you are in the app, take a second to see what's happening at NC811.





Help us celebrate the excitement of Lowe's commitment to keeping communities safe. Over 1.5 million tree wraps are showing up in Lowe's garden centers across the nation with a reminder to Call or Click 811 Before You Dig.

Snap your best selfie with a Lowe's tree wrap and you could be the winner of a **\$100 Lowe's gift card** each month from May til September 2017. 4 random winners will be selected each month.

#### How to enter

1. Visit a local Lowe's Garden Center nearest you.
2. Snap a selfie with the "811" Call or Click Before You Dig logo on the tree wrap.
3. Post the photo on Facebook or Twitter and use the hashtag #811Lowe's. Also, be sure to note what state you are from in your post.

Visit the official Facebook page for this contest: [@811SafeDiggingSelfieContest](https://www.facebook.com/811SafeDiggingSelfieContest)

# www.811selfiecontest.com



# Save the Date




**MOCK LINE STRIKE**  
EDUCATION THROUGH DEMONSTRATION

September 13<sup>th</sup> 2017  
NC State Fairgrounds &  
Kerr Scott Building  
1025 Blue Ridge Rd,  
Raleigh, NC 27607





# Let's learn more about NC811 Ticket Types









# **NC Underground Damage Prevention Review Board Meetings**

**Located at: 2550 Operations Way, Raleigh, NC.**

On the corner of Operations Way and Westinghouse Blvd.

- July 18, 2017 - 10am to 4pm
- October 17, 2017 - 10am to 4pm

# NC811 Holiday Schedule

HOLIDAY	DATE	DAY OF WEEK
Memorial Day	May 29	Monday
Independence Day	July 4	Tuesday
Labor Day	September 4	Monday
*Veterans Day	November 10	Friday
Thanksgiving	November 23	Thursday
*Thanksgiving Day After	November 24	Friday
Christmas Eve & Christmas Day	December 25 & December 26	Monday / Tuesday
*Christmas Day After	December 27	Wednesday

*All above holidays are excluded from the three working day notice.\* Denotes Observed Holidays. NC811 will be open to accept all locate requests on observed holidays. The observed holiday is excluded from the three working day notice as well.*





# 2017 NC811 Board Meetings



## 2Q17

July 21, 2017  
The 1927 Lake Lure  
Inn and Spa  
Lake Lure, NC

## 3Q17

October 20, 2017  
Double Tree  
New Bern, NC



For booking info, contact Tonya Hargraves: [tonya@nc811.org](mailto:tonya@nc811.org)

# 2017 State UCC Meetings



## **PSNC Energy**

Tue, July 11, 2017

10am – 12pm


15 Overland Industrial  
Blvd, Asheville, NC 28806

## **PSNC Energy**

Tue, Sept. 12, 2017

10am – 12pm

1801 Trinity Church Rd.,  
Concord, NC 28027





**Thank you for your time and attention.  
You can get a PDF copy of this presentation  
on [www.ncucc.org](http://www.ncucc.org)**



Use the UCC Issues form to voice your concerns  
to both local and state level UCC meetings in North Carolina.  
Available on both the NCUCC website and the NC811 app.