

Craven/Pamlico UCC Meeting

January 25, 2017

11:45 AM

Hibachi Super Buffet, New Bern

Facilitator: Howard Corey & Gerald Bobbitte

Note taker: Trudy Tyras

Attendees: Utilities

Minutes

Agenda item: 2016 Year End Review

Discussion:

Slideshow presented by Howard showing:

- Business Analytics on Ticket Requests & Transmissions +18.7% and +26.5% from 2015 to 2016
- County Ticket Volume & Distribution Dec 2016 compared to 2015
- 2016 Damages per County
- 2016 Damages and Work Performed / Facility Damaged
- Remote Ticket Entry 2015 to 2016
- App for 811 Ticket Entry
- Pipes Plus in Spanish www.ncpipesplus.org
- NC Underground Prevention Review Board Process
- NC811 Holiday Schedule
- 2017 State UCC Meetings Schedule

Agenda item: Open Forum

Discussion:

Gerald asked each attendee if they had any questions or anything to add to the meeting.

- DOT Electrical – Upgrade in Morehead City
- City of New Bern Power – Project down County Line Rd soon. Still changing out poles
- City of New Bern Water Dept. – Passed Water & Sewer project and will start in the next couple of months
- Piedmont Natural Gas – Yearly Code Compliance
- Duke Energy – Services are going bad and being replaced

Next Meeting: Wednesday, March 22, 2017 Hibachi Super Buffet, 3340 Martin Luther King Jr., Blvd., New Bern

CCUC ATTENDANCE

DATE: 1/25/17

NAME	COMPANY	PHONE#	FAX#, EMAIL OR ADDRESS (Contact info for meetings)
Gerald Bobbitt	PNC	252-639-7204	ON FILE
Danny Lane	"	ON FILE	ON FILE
Drew Jones	"	252-639-7204	
Mike Thorston	"	252-617-2971	
Andy Pollard	CITY OF NEW BERN ELECTRIC	252-639-2824	
Dustin Clayton	City of New Bern - Electric	252-639-2826	
Howard Creech	"	639-2926	
Ben Vanhooser	CITY OF NEW BERN	---	
Brian Hoyt	City of New Bern	---	
Michael Hill	City of New Bern	---	
Michael Brown	CITY OF NEW BERN	252-639-2552	ON FILE
SEFF PARKER	USIC	910-619-9288	SEFF PARKER@USICLLC.COM
ANDY BRONKOWSKI	CITY OF NEW BERN	252-671-6086	BRONKOWSKIA@NEWBERN-NC.ORG
JAMEL FRAZIER	NC D.O.T	252-714-7963	JO.FRAZIER@ncdot.gov
Dagald Germann	NC D.O.T	252-714-7964	dgermann@ncdot.gov
GARY FARMER	NC D.O.T	252-875-1153	C.FARMER@ncdot.gov
GARY FULCHER	Duke Energy	252-636-6335	gary.fulcher@duke-energy.com
BRANDON BAREFOOT	"	636-1306	brandon.barefoot@duke-energy.com
MARK PATEN	"	636-1313	MARK.PATEN@DUKE-ENERGY.COM

NC811 UCC Report for January 2017

Craven/Pamlico Counties

Downtown Asheville







2016

A Year In Review

A business analyst in a dark suit and red tie is pointing with his right hand towards a central blue hexagonal graphic. The background is a dark blue grid of hexagons, some containing faint icons like a pie chart, a person silhouette, a globe, a bar chart, a clock, a gear, a presentation board, and a hierarchy diagram.

business analytics

North Carolina 811
www.nc811.org



Locate Requests & Transmissions

Dec. 2016 vs 2015

Tickets

2016: 138,076

2015: 116,302

Difference: +18.7%

Transmissions

2016: 775,155

2015: 612,719

Difference: + 26.5%

Year end totals 2016

Tickets: 1,949,995

26.9% increase over 2015

Transmissions: 10,655,012

38.5% increase over 2015

County Ticket Volume



County Ticket Volume

December stats compared with 2015

Craven	Type Ticket						Total Tickets	% Measured against Total Tickets				
	3 HR	CNCL	NEW	RXMT	UPDT	% 3 HR		% CNCL	% NEW	% RXMT	% UPDT	
2015	0	11	634	4	198	847	2015	0.0%	1.3%	74.9%	0.5%	23.4%
2016	6	9	606	17	105	743	2016	0.8%	1.2%	81.6%	2.3%	14.1%
+/- Var	600%	-18.2%	-4.4%	325.0%	-47.0%	-12.3%	Diff +/-	0.8%	-0.1%	6.7%	1.8%	-9.2%
				Locates per day		41						

County Ticket Volume

December stats compared with 2015



Work Days	# Tickets	Average Locates Per Day
18	896	50

Pamlico	Type Ticket						Total Tickets	% Measured against Total Tickets				
	3 HR	CNCL	NEW	RXMT	UPDT	% 3 HR		% CNCL	% NEW	% RXMT	% UPDT	
2015	0	0	130	2	4	136	2015	0.0%	0.0%	95.6%	1.5%	2.9%
2016	0	2	142	1	8	153	2016	0.0%	1.3%	92.8%	0.7%	5.2%
+/- Var	0%	100%	9.2%	-50.0%	100.0%	12.5%	Diff +/-	0.0%	1.3%	-2.8%	-0.8%	2.3%
			Locates per day			9						

County Ticket Volume

2016 Stats Compared with 2015

Craven	Type Ticket					Total Tickets	% Measured against Total Tickets					
	3 HR	CNCL	NEW	RXMT	UPDT		% 3 HR	% CNCL	% NEW	% RXMT	% UPDT	
2015	3	175	10461	120	2808	13567	2015	0.0%	1.3%	77.1%	0.9%	20.7%
2016	33	107	9362	131	1554	11187	2016	0.3%	1.0%	83.7%	1.2%	13.9%
+/- Var	1000.0%	-38.9%	-10.5%	9.2%	-44.7%	-17.5%	Diff +/-	0.3%	-0.3%	6.6%	0.3%	-6.8%
			Locates per day			45						

County Ticket Volume

2016 Stats Compared with 2015

Work Days	# Tickets	Average Locates Per Day
247	13123	53

Pamlico	Type Ticket						Total Tickets	% Measured against Total Tickets				
	3 HR	CNCL	NEW	RXMT	UPDT	% 3 HR		% CNCL	% NEW	% RXMT	% UPDT	
2015	0	18	1777	14	140	1949	2015	0.0%	0.9%	91.2%	0.7%	7.2%
2016	1	23	1737	11	164	1936	2016	0.1%	1.2%	89.7%	0.6%	8.5%
+/- Var	50%	27.8%	-2.3%	-21.4%	17.1%	-0.7%	Diff +/-	0.1%	0.3%	-1.5%	-0.2%	1.3%
+/- Var				Locates per day		8						

County Ticket Distribution

County/Place	12 Dec
CRAVEN	743
ASKIN	1
BRICES CREEK	14
BRIDGETON	15
CAROLINA PINES	5
CHERRY POINT LANDING	3
CLARK	1
COVE CITY	15
DOVER	12
ERNUL	2
FAIRFIELD HARBOUR	8
HAVELOCK	109

JAMES CITY	20
MAPLECYPRESS	1
NEUSE FOREST	3
NEW BERN	435
RIVER BEND	13
SPRING GARDEN	1
TRENT WOODS	19
VANCEBORO	66

County Ticket Distribution

County/Place	12 Dec
PAMLICO	153
ALLIANCE	3
ARAPAHOE	22
BAYBORO	29
GRANTSBORO	29
MERRITT	8
MESIC	8
MINNESOTT BEACH	1
OLYMPIA	1
ORIENTAL	35
REELSBORO	7
STONEWALL	2
VANDEMERE	8

2016 Damages

By Events

County	Events	% of Grand Total
Mecklenburg	172	31.33%
Wake	106	19.31%
Durham	59	10.75%
Union	24	4.37%
Buncombe	15	2.73%
Guilford	14	2.55%
Orange	13	2.37%
Forsyth	11	2.00%
Cabarrus	10	1.82%
New Hanover	10	1.82%
Brunswick	9	1.64%
Lincoln	8	1.46%
Catawba	7	1.28%
Johnston	7	1.28%
Cumberland	6	1.09%
Davidson	6	1.09%
Gaston	6	1.09%
Iredell	6	1.09%
Pender	6	1.09%
Alamance	5	0.91%
Cleveland	4	0.73%
Burke	3	0.55%
Carteret	3	0.55%
Chatham	3	0.55%



Harnett	3	0.55%
Henderson	3	0.55%
Pitt	3	0.55%
Rockingham	3	0.55%
Craven	2	0.36%
Moore	2	0.36%
Rowan	2	0.36%
Wilson	2	0.36%
Caldwell	1	0.18%
Chowan	1	0.18%
Davie	1	0.18%
Franklin	1	0.18%
Granville	1	0.18%
Greene	1	0.18%
Haywood	1	0.18%
Lee	1	0.18%
Macon	1	0.18%
Montgomery	1	0.18%
Onslow	1	0.18%
Person	1	0.18%
Randolph	1	0.18%
Robeson	1	0.18%
Stanly	1	0.18%
Wayne	1	0.18%
Grand Total	549	100.00%

NC811, December 2016: 549 Damage Events in 48 Counties


2016 Damages

Which Facility Was Damaged When What Work Was Performed?

	Facility Damaged							Grand	
	Telco	Cable TV	Electric	Nat Gas	Water	Unk/Other	Sewer	Total	GT%
Telecommunications	34	40	28	72	54	4	4	236	42.99%
Natural Gas	25	19	15		9	2	2	72	13.11%
Water	29	11	8	1	2	6		57	10.38%
Electric	22	14	11	2	3			52	9.47%
Sewer	5	13	8	1			1	28	5.10%
Cable TV	12		5	4	5			26	4.74%
Unknown/Other	5	5	5	3			2	20	3.64%
Fencing	4	2	4				1	11	2.00%
Landscaping	5	2		1				8	1.46%
Road Work	5	1		1			1	8	1.46%
Storm Drain/Culvert	1		2	1	1			5	0.91%
Pole	4	1						5	0.91%
Irrigation	1	3						4	0.73%
Bldg. Construction			3				1	4	0.73%
Street Light	1	1	1	1				4	0.73%
Drainage	1		2					3	0.55%
Driveway	2							2	0.36%
Site Development	1							1	0.18%
Curb/Sidewalk	1							1	0.18%
Grading							1	1	0.18%
Traffic Signal		1						1	0.18%
Grand Total	158	113	92	87	74	18	7	549	100.00%
	28.78%	20.58%	16.76%	15.85%	13.48%	3.28%	1.28%		

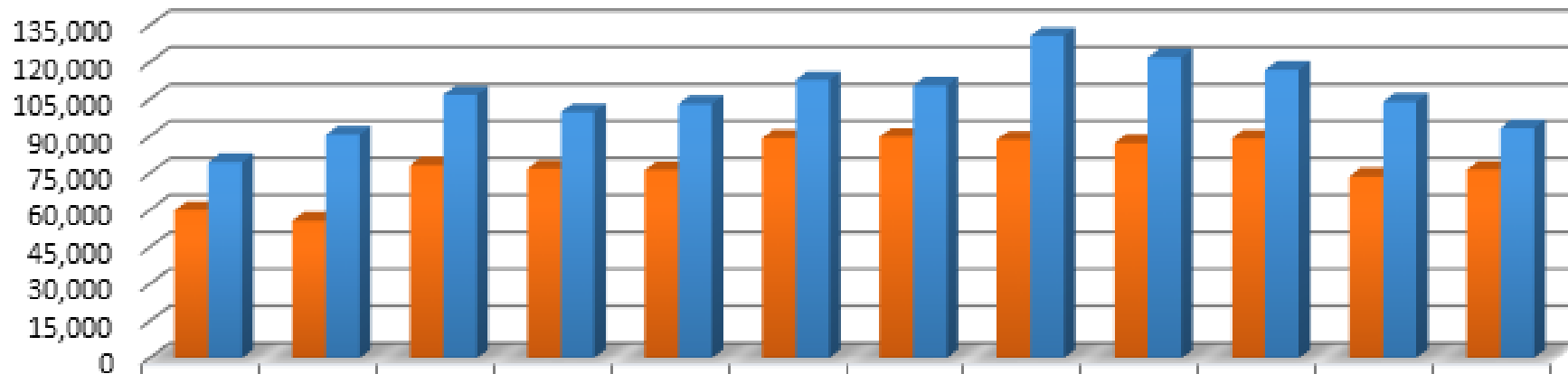
NC811, December 2016: 549 Damage Events in 48 Counties

REMOTE TICKET ENTRY




Total Tkt Summary	138,076
In-House Tkt Summary	44,857
RTE Ticket Summary; incl. UL	93,219
RTE Ticket Summary; excl. UL	80,183
RTE % Volume; excl. UL	58.07%
RTE % Volume	67.51%

RTE Volume 2016 vs 2015



	Jan	Feb	Mar	Apr	May	Jun	Jul	Aug	Sep	Oct	Nov	Dec
2015 RTE Volume	59,903	55,718	78,178	76,785	76,318	89,232	89,754	88,621	87,231	89,046	73,662	76,399
2016 RTE Volume	79,493	90,702	106,800	99,782	103,117	112,746	110,517	130,712	122,033	116,951	103,975	93,219


REMOTE TICKET ENTRY



Acquired RTE Participants 2016 vs 2015

Qtr	Month	2016	2015	Difference (+/-) 2016 v/s 2015
1QTR	Jan	71	76	-5
	Feb	87	62	25
	Mar	85	57	28
2QTR	Apr	81	54	27
	May	83	46	37
	Jun	82	66	16
3QTR	Jul	49	62	-13
	Aug	82	78	4
	Sep	67	57	10
4QTR	Oct	61	67	-6
	Nov	65	52	13
	Dec	47	48	-1
YTD Total		860	725	135
1Q		243	195	48
2Q		246	166	80
3Q		198	197	1
4Q		173	167	6


Good Thru & Update



Know the life of your ticket and when to update it with the Good Thru & Update section on the NC811 App

Pipes Plus in Spanish

Available online now!



www.ncpipesplus.org

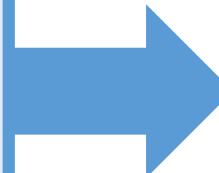
www.nc811.org/safe-digging-partner.html




Safe Digging Partner

NC Underground Damage Prevention Review Board Process

Complaint received,
response sent within
10 days, response material
compiled, case number
assigned



Board reviews the
information provided by the
parties and determines
whether a violation
occurred or if there is
insufficient evidence. Action
or penalty is determined.



```
graph TD; A[Certified letter is sent to the parties indicating the outcome and that the violator has 30 days to request a hearing from UDPRB if they disagree.] --> B[If a hearing is requested, the UDPRB will place it on the calendar for a future meeting and notify both parties.]; A --> C[If no response within 30 days, case is docketed with Utilities Commission and an order is issued.]; B --> D[If penalty is upheld, case is docketed with the Utilities Commission and an order issued.]; C --> E[Any future appeals are handled directly through arbitration.];
```

Certified letter is sent to the parties indicating the outcome and that the violator has 30 days to request a hearing from UDPRB if they disagree.

If a hearing is requested, the UDPRB will place it on the calendar for a future meeting and notify both parties.

If penalty is upheld, case is docketed with the Utilities Commission and an order issued.

If no response within 30 days, case is docketed with Utilities Commission and an order is issued.

Any future appeals are handled directly through arbitration.



An order issued from Utilities Commission from arbitration, may be appealed to the superior court division of the General Court of Justice in the county of alleged violation or in Wake County

The party cited with a violation will have (90) days to comply with the training requirement once docketed by the Utilities Commission. Their order will explain the details of compliance for fines and training to the individual receiving the order.

NC Underground Damage Prevention Review Board Process

NC Underground Damage Prevention Review Board Meetings

Located at: 2550 Operations Way, Raleigh, NC



- April 18, 2017 - 10am to 4pm
- July 18, 2017 - 10am to 4pm
- October 17, 2017 - 10am to 4pm

NC811 Holiday Schedule



HOLIDAY	DATE	DAY OF WEEK
New Years Day	January 2	Monday
*Martin Luther King Jr's Birthday	January 16	Monday
Good Friday	April 14	Friday
Memorial Day	May 29	Monday
Independence Day	July 4	Tuesday
Labor Day	September 4	Monday
*Veterans Day	November 10	Friday
Thanksgiving	November 23	Thursday
*Thanksgiving Day After	November 24	Friday
Christmas Eve & Christmas Day	December 25 & December 26	Monday / Tuesday
*Christmas Day After	December 27	Wednesday

All above holidays are excluded from the three working day notice. Denotes Observed Holidays. NC811 will be open to accept all locate requests on observed holidays. The observed holiday is excluded from the three working day notice as well.*

2017 NC811 Board Meetings



1Q17

April 21, 2017
Chetola Resort
Blowing Rock, NC

2Q17

July 21, 2017
The 1927 Lake Lure
Inn and Spa
Lake Lure, NC



For booking info, contact Tonya Hargraves: tonya@nc811.org

2017 State UCC Meetings

March 14th, 2017
4211 Global Street
Raleigh, NC

SC/NC Joint Utility Coordinating Committee Conference

Wed, April 5, 2017 thru
Fri, April 7, 2017
10000 Beach Club Dr,
Myrtle Beach, SC 29572





**Thank you for your time and attention.
You can get a PDF copy of this presentation on
www.ncucc.org**



Use the UCC Issues form to voice your concerns to both local and state level UCC meetings in North Carolina. Available on both the NCUCC website and the NC811 app.