



# Craven/Pamlico UCC Meeting

May 24, 2017

11:45 AM

Hibachi Super Buffet, New Bern

---

Facilitator: Howard Corey

Note taker: Trudy Tyras

Attendees: Utilities

---

## *Minutes*

---

**Agenda item: March 2017**

**Discussion:**

Slideshow presentation by Howard Corey

---

**Agenda item: Open Forum**

**Discussion:**

Howard asked each attendee if they had any questions or anything to add to the meeting.

**USIC** – Business as usual. Locating electric for New Bern.

**Pamlico Water Dept.** – DOT requested to replace 3-4 bridges next year.

**City of Havelock Water & Sewer** – Water plant expansion & figuring how to route.

**City of New Bern Power** – No issues.

**City of New Bern Water Dept.** – Cayden doing work for them at Colonial Estates

**City of New Bern Sewer** – Project on Trent Woods Country Club Drive installing storm drains.

**First Craven Sanitary** – Hwy 55 routine work.

**Duke Energy** – Grantsboro getting 44 street lights. 2 years' worth of work for Mastec to take care of. New Audi coming to town. Hwy 17S relocates in Pollocksville & Maysville are complete.

**Next Meeting: Wednesday, July 26, 2017 Hibachi Super Buffet, 3340 Martin Luther King Jr., Blvd., New Bern**





**May 2017**  
**Craven/Pamlico UCC**

*Photo taken in Louisburg, NC*



**WE DIG DATA**

Just take a look

# Locate Requests & Transmissions

## Apr. 2017 vs 2016

### Tickets

2017: 156,103

2016: 161,633

Difference: -3.4%

### Transmissions

2017: 889,980

2016: 862,864

Difference: 3.1%

## YTD Totals 2017

**Tickets: 623,623**

4.6% over 2016

**Transmissions: 3,532,442**

11.4% over 2016

# County Ticket Volume



**North Carolina 811**  
www.nc811.org

# County Ticket Volume

April 2017 Stats Compared with April 2016



Type Ticket							% Measured against Total Tickets					
Craven	3 HR	CNCL	NEW	RXMT	UPDT	Total Tickets	% 3 HR	% CNCL	% NEW	% RXMT	% UPDT	
2016	1	10	757	13	102	883	2016	0.1%	1.1%	85.7%	1.5%	11.6%
2017	3	4	783	9	238	1037	2017	0.3%	0.4%	75.5%	0.9%	23.0%
+/- Var	200.0%	-60.0%	3.4%	-30.8%	133.3%	17.4%	Diff +/-	0.2%	-0.7%	-10.2%	-0.6%	11.4%
	Locates per day					47						

# County Ticket Volume

April 2017 Stats Compared with April 2016



Type Ticket							% Measured against Total Tickets					
Pamlico	3 HR	CNCL	NEW	RXMT	UPDT	Total Tickets		% 3 HR	% CNCL	% NEW	% RXMT	% UPDT
2016	0	3	121	0	6	130	2016	0.0%	2.3%	93.1%	0.0%	4.6%
2017	0	1	145	2	25	173	2017	0.0%	0.6%	83.8%	1.2%	14.5%
+/- Var	0%	-66.7%	19.8%	200%	316.7%	33.1%	Diff +/-	0.0%	-1.7%	-9.3%	1.2%	9.8%
			Locates per day			8						



# County Ticket Volume

2017 YTD stats compared with previous year



Craven	Type Ticket					Total Tickets	% Measured against Total Tickets						
	3 HR	CNCL	NEW	RXMT	UPDT		% 3 HR	% CNCL	% NEW	% RXMT	% UPDT		
2016	4	31	3263	48	621	3967	2016	0.1%	0.8%	82.3%	1.2%	15.7%	
2017	25	43	3401	63	676	4208	2017	0.6%	1.0%	80.8%	1.5%	16.1%	
+/- Var	525.0%	38.7%	4.2%	31.3%	8.9%	6.1%	Diff +/-	0.5%	0.2%	-1.4%	0.3%	0.4%	
			Locates per day			40							

# County Ticket Volume

2017 YTD stats compared with previous year



Pamlico	Type Ticket						Total Tickets	% Measured against Total Tickets				
	3 HR	CNCL	NEW	RXMT	UPDT	% 3 HR		% CNCL	% NEW	% RXMT	% UPDT	
2016	0	8	605	1	57	671	2016	0.0%	1.2%	90.2%	0.1%	8.5%
2017	0	7	570	6	64	647	2017	0.0%	1.1%	88.1%	0.9%	9.9%
+/- Var	0%	-12.5%	-5.8%	500.0%	12.3%	-3.6%	Diff +/-	0.0%	-0.1%	-2.1%	0.8%	1.4%
			Locates per day			6						

# County Ticket Distribution

County/Place	04 Apr
<b>CRAVEN</b>	<b>1037</b>
BRICES CREEK	12
BRIDGETON	20
CAROLINA PINES	2
CHERRY POINT LANDING	2
CLARK	3
COVE CITY	19
<b>DOVER</b>	<b>73</b>
ERNUL	6
FAIRFIELD HARBOUR	13
<b>HAVELOCK</b>	<b>157</b>
JAMES CITY	28
NEUSE FOREST	3

<b>NEW BERN</b>	<b>616</b>
PERFECTION	1
RIVER BEND	11
RIVERDALE	2
STREETS FERRY	1
TRENT WOODS	14
<b>VANCEBORO</b>	<b>54</b>



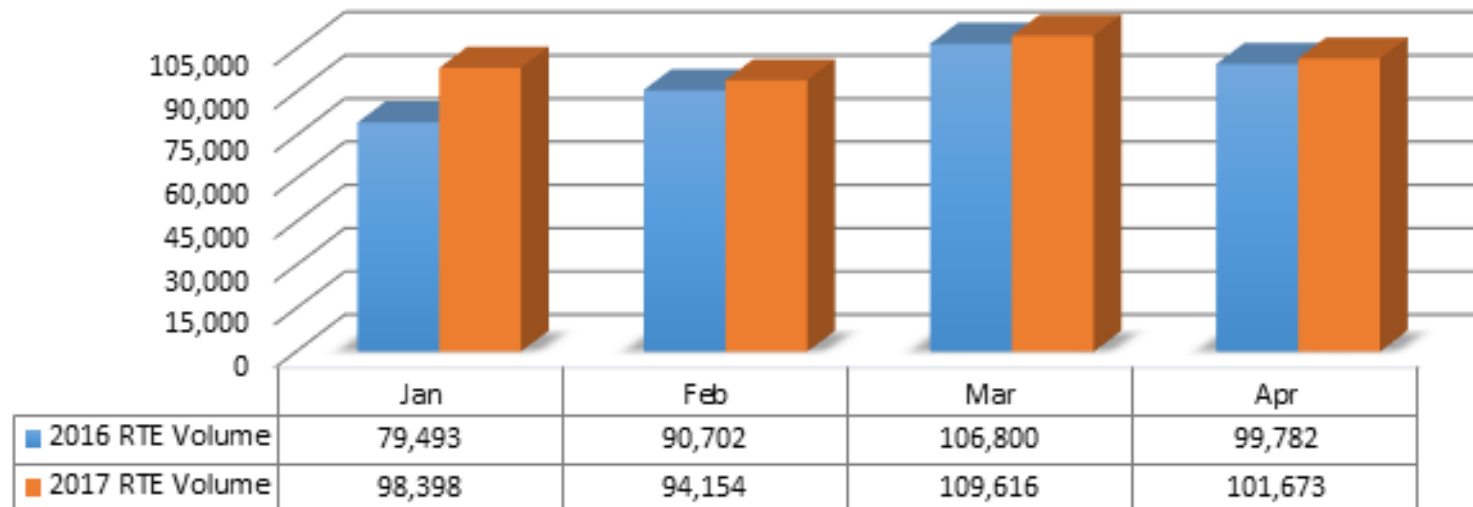
# County Ticket Distribution

County/Place	04 Apr
<b>PAMLICO</b>	<b>173</b>
ALLIANCE	9
<b>ARAPAHOE</b>	<b>18</b>
<b>BAYBORO</b>	<b>38</b>
<b>GRANTSBORO</b>	<b>28</b>
HOBUCKEN	2
MERRITT	5
MESIC	5
MINNESOTT BEACH	17
OLYMPIA	5
<b>ORIENTAL</b>	<b>29</b>
REELSBORO	12
STONEWALL	3
VANDEMERE	1
WHORTONSVILLE	1

# Remote Ticket Entry

<b>Total Tkt Summary</b>	<b>156,103</b>
In-House Tkt Summary	54,430
RTE Ticket Summary; incl. UL	101,673
RTE Ticket Summary; excl. UL	86,264
RTE % Volume; excl. UL	55.26%
RTE % Volume	65.13%

RTE Volume 2017 vs 2016

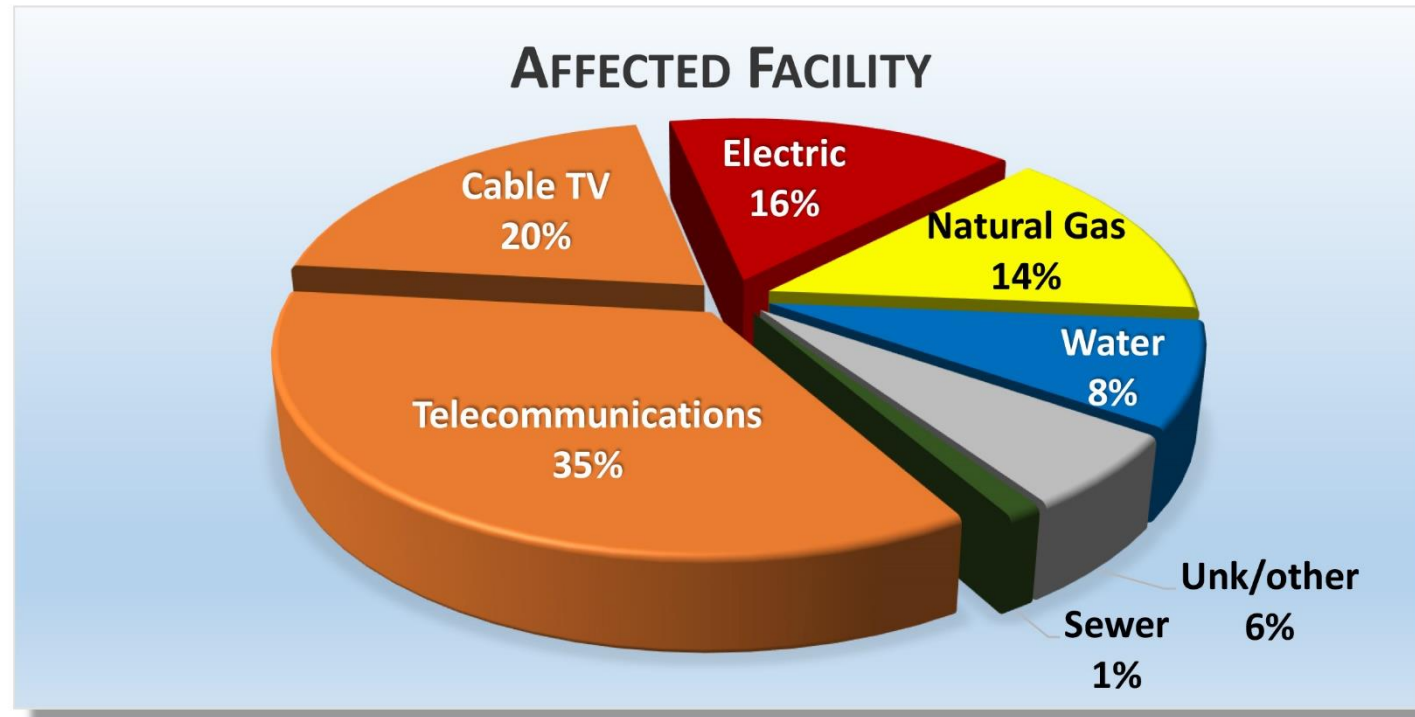


A photograph of a construction site. In the foreground, a worker in a white hard hat, a high-visibility yellow vest over an orange shirt, and khaki pants stands with their back to the camera. They are looking towards a black metal fence. To the left, another worker in a white hard hat and a high-visibility yellow vest over a blue shirt stands near a pile of dirt. A yellow caution tape is stretched across the scene. In the background, there are trees and a clear sky. The text "Incident Report" is overlaid in large, bold, black letters on a semi-transparent white background.

# Incident Report



Affected Facility	Events	% of Grand Total
Telecommunications	185	35.04%
Cable TV	106	20.08%
Electric	82	15.53%
Natural Gas	74	14.02%
Water	44	8.33%
Unknown/Other	31	5.87%
Sewer	6	1.14%
<b>Grand Total</b>	<b>528</b>	<b>100.00%</b>



**NC811, April 2017: 528 Damage Events in 49 Counties**

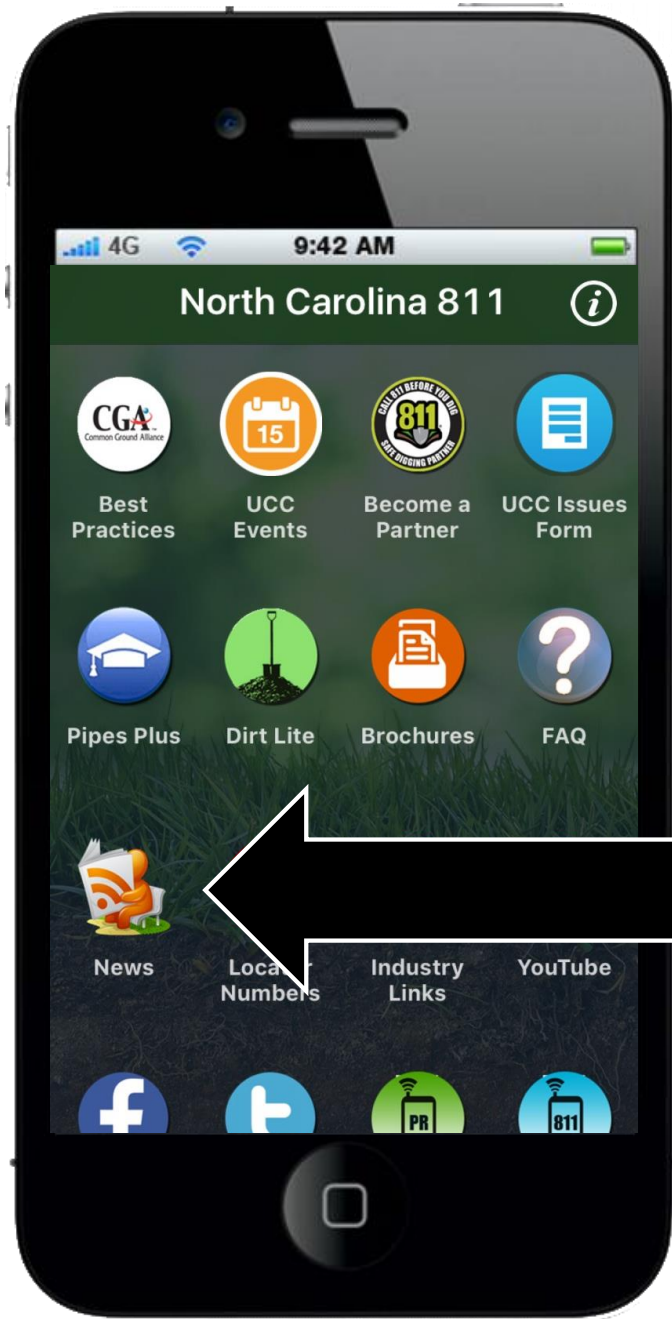
### ***By Events***

<b>County</b>	<b>Events</b>	<b>% of Grand Total</b>
Mecklenburg	156	29.55%
Wake	109	20.64%
Durham	30	5.68%
Guilford	21	3.98%
Union	18	3.41%
Orange	16	3.03%
Cabarrus	14	2.65%
Forsyth	14	2.65%
Iredell	13	2.46%
Buncombe	12	2.27%
Alamance	10	1.89%
Henderson	10	1.89%
Cumberland	8	1.52%
Johnston	8	1.52%
Brunswick	7	1.33%
New Hanover	7	1.33%
Davidson	6	1.14%
Chatham	5	0.95%
Pitt	5	0.95%
Gaston	4	0.76%
Harnett	4	0.76%
Lincoln	4	0.76%
Catawba	3	0.57%
Currituck	3	0.57%
Franklin	3	0.57%



Pender	3	0.57%
Rockingham	3	0.57%
Caldwell	2	0.38%
Craven	2	0.38%
Granville	2	0.38%
Halifax	2	0.38%
Onslow	2	0.38%
Rowan	2	0.38%
Rutherford	2	0.38%
Surry	2	0.38%
Wayne	2	0.38%
Yadkin	2	0.38%
Avery	1	0.19%
Beaufort	1	0.19%
Burke	1	0.19%
Carteret	1	0.19%
Chowan	1	0.19%
Cleveland	1	0.19%
Dare	1	0.19%
Duplin	1	0.19%
Haywood	1	0.19%
Jackson	1	0.19%
Lee	1	0.19%
Wilkes	1	0.19%
<b>Grand Total</b>	<b>528</b>	<b>100.00%</b>

**NC811, April 2017: 528 Damage Events in 49 Counties**



# Read all about it!

Did you know that NC811 has a news blog? Every time we publish a press release a copy is posted here for all to see. So next time you are in the app, take a second to see what's happening at NC811.





Help us celebrate the excitement of Lowe's commitment to keeping communities safe. Over 1.5 million tree wraps are showing up in Lowe's garden centers across the nation with a reminder to Call or Click 811 Before You Dig.

Snap your best selfie with a Lowe's tree wrap and you could be the winner of a **\$100 Lowe's gift card** each month from May til September 2017. 4 random winners will be selected each month.

#### How to enter

1. Visit a local Lowe's Garden Center nearest you.
2. Snap a selfie with the "811" Call or Click Before You Dig logo on the tree wrap.
3. Post the photo on Facebook or Twitter and use the hashtag #811Lowe's. Also, be sure to note what state you are from in your post.

Visit the official Facebook page for this contest: [@811SafeDiggingSelfieContest](https://www.facebook.com/811SafeDiggingSelfieContest)

# www.811selfiecontest.com



# Save the Date



**MOCK LINE STRIKE**  
EDUCATION THROUGH DEMONSTRATION

September 13<sup>th</sup> 2017  
NC State Fairgrounds &  
Kerr Scott Building  
1025 Blue Ridge Rd,  
Raleigh, NC 27607





# Let's learn more about NC811 Ticket Types

BURIED  
TELEPHONE  
CABLE

BURIED  
SEWER

BURIED  
GAS  
LINE

BURIED  
WATER

BURIED  
ELECTRIC  
CABLE





# **NC Underground Damage Prevention Review Board Meetings**

**Located at: 2550 Operations Way, Raleigh, NC.**

On the corner of Operations Way and Westinghouse Blvd.

- July 18, 2017 - 10am to 4pm
- October 17, 2017 - 10am to 4pm

# NC811 Holiday Schedule

HOLIDAY	DATE	DAY OF WEEK
Memorial Day	May 29	Monday
Independence Day	July 4	Tuesday
Labor Day	September 4	Monday
*Veterans Day	November 10	Friday
Thanksgiving	November 23	Thursday
*Thanksgiving Day After	November 24	Friday
Christmas Eve & Christmas Day	December 25 & December 26	Monday / Tuesday
*Christmas Day After	December 27	Wednesday

*All above holidays are excluded from the three working day notice. \* Denotes Observed Holidays. NC811 will be open to accept all locate requests on observed holidays. The observed holiday is excluded from the three working day notice as well.*



# 2017 NC811 Board Meetings



## 2Q17

July 21, 2017  
The 1927 Lake Lure  
Inn and Spa  
Lake Lure, NC

## 3Q17

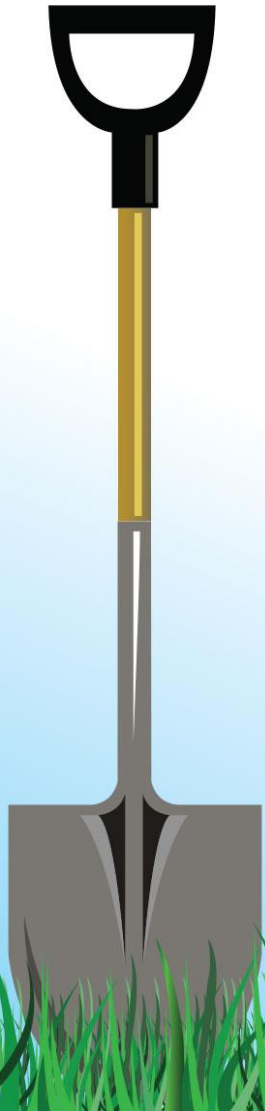
October 20, 2017  
Double Tree  
New Bern, NC



For booking info, contact Tonya Hargraves: [tonya@nc811.org](mailto:tonya@nc811.org)



# 2017 State UCC Meetings



## **PSNC Energy**

Tue, July 11, 2017

10am – 12pm

15 Overland Industrial  
Blvd, Asheville, NC 28806

## **PSNC Energy**

Tue, Sept. 12, 2017

10am – 12pm

1801 Trinity Church Rd.,  
Concord, NC 28027







**Thank you for your time and attention.  
You can get a PDF copy of this presentation  
on [www.ncucc.org](http://www.ncucc.org)**



Use the UCC Issues form to voice your concerns to both local and state level UCC meetings in North Carolina. Available on both the NCUCC website and the NC811 app.