

**Duplin/Sampson/Bladen/Columbus UCC
January 31, 2017**

**Host: Century Link
114 Sycamore Street
Clinton, NC 28328**

Members Present:

Joseph Andrews	Star Communications
Megan Avent	Century Link
Russell Byrd	City Of Clinton
Howard Chapell	Duke Energy
Howard Corey	NC811
Johnny Eason	Star Communications
Don Frazier	NCDOT
Aundria Grady	Star Communications
Devin Hall	Sampson County Water
Carlie Raynor	Star Communications
Lee Sessoms	UGCC
Mark Turlington	Sampson County Water

The UCC Quarterly Meeting was held on January 31, 2017 at Century Link located at 114 Sycamore Street in downtown Clinton. There were 12 in attendance. Joseph Andrews opened the meeting at approximately 10:00 am.

Discussion

Star Communications – Carlie Raynor with Star Communications stated they were still working with NCDOT on bridge washouts from Hurricane Matthew. There are only 4 or 5 sites left that need repairs. Star is also working fiber-to-the-home projects. Johnny Eason stated Star will be involved in the Beaman Street project, Beaverdam Dr, Hwy 403 and Rowan & Reedsford Rd projects. Johnny stated in April Star would be working on a fiber construction on HB Lewis Rd and Lorraine Street.

Underground Construction – Lee Sessoms stated Underground was working on fiber-to-the-home projects and line construction. They are also plowing drops and doing repair work.

Century Link – Megan stated Century Link was working on replacement and clean-up work at this time.

Duke Energy - – Randall Chappell joined us from Duke Energy. Mr. Chappell stated he worked in the Claims Department but there were no major projects going on in our area at this time.

NCDOT – Don Frazier explained NCDOT would be doing some resurfacing/repaving in several areas this spring and summer. Some locations include Moseley Avenue, Hwy 24 in Roseboro, 411 Hwy in Harrell's from 903 to Garland, Browns Church Rd to Keener and the Basstown area just to name a few. He also said they were still working on washouts from Hurricane Matthew. A lot of the hold-up was the pipe had to actually be made for these bridges because they are not stockpiled.

City of Clinton – Russell Byrd, City Engineer with the City of Clinton Public Works and Utilities Department stated the city was working on numerous projects.

- **NC 24:** Mr. Byrd reported that the drainage pipe work is continuing - on NC 24. Mr. Byrd referred any questions on project status, schedule, etc. to Kenny Batchelor, with NCDOT.
- **Beaverdam Drive Water Improvements:** Phase 1 of the water line project on Beaverdam Drive is complete with Phase 2 (connection to Faison Highway) in the bidding phase.
- **Street Resurfacing:** The City is also finalizing an annual Street Resurfacing bid, with paving tentatively scheduled to take place in April and May. (Update; Bids are due March 6th, with the street resurfacing list to be finalized pending pricing and available funds.)
- **Water Treatment Plant Expansion:** Construction has started on the water plant expansion. State Utility Contractors of Monroe is the contractor for the plant expansion (Contract 2). Herring Rivenbark of Kinston, is the transmission main contractor (Contract 3). The development of the new wells (Contract 1) was performed by Skippers Well drilling and was completed in the summer of 2016. Completion of Contracts 2 and 3 are slated to late fall of 2017.

Sampson County Water - Mark Turlington with Sampson County Water stated they were working on residential taps and routine maintenance. Mark also asked if anyone knew anything about expansion in Timberlake. He said the water line had been extended.

NC811 – Howard Corey presented the NC811 report.

The UCC Breakfast Seminar was discussed. The date suggested is March 15, 2017 at Ted's Steakhouse in Clinton. Aundria will finalize and get back with the committee. Joseph Andrews asked if each utility or company would donate a door prize for the breakfast. He also asked if anyone knew of a good speaker to let him or Aundria know. Joseph thanked everyone for attending and for their support of the UCC. The meeting was adjourned.

NC811 UCC Report for January 2017

Duplin/Sampson/Bladen/Columbus Counties

Downtown Asheville







2016

A Year In Review

A business analyst in a dark suit and red tie is pointing with his right hand towards a central blue hexagonal graphic. The background is a dark blue grid of hexagons, some containing faint icons like a pie chart, a person silhouette, a globe, a bar chart, a clock, a gear, a presentation board, and a hierarchy diagram.

**business
analytics**

North Carolina 811
www.nc811.org



Locate Requests & Transmissions

Dec. 2016 vs 2015

Tickets

2016: 138,076

2015: 116,302

Difference: +18.7%

Transmissions

2016: 775,155

2015: 612,719

Difference: + 26.5%

Year end totals 2016

Tickets: 1,949,995

26.9% increase over 2015

Transmissions: 10,655,012

38.5% increase over 2015

County Ticket Volume



County Ticket Volume

December stats compared with 2015

	Type Ticket							% Measured against Total Tickets				
Duplin	3 HR	CNCL	NEW	RXMT	UPDT	TOTAL Tickets		% 3 HR	% CNCL	% NEW	% RXMT	% UPDT
2015	9	0	215	4	28	256	2015	3.5%	0.0%	84.0%	1.6%	10.9%
2016	4	1	197	6	61	269	2016	1.5%	0.4%	73.2%	2.2%	22.7%
+/- Var	-55.6%	50%	-8.4%	50.0%	117.9%	5.1%	Diff +/-	-2.0%	0.4%	-10.8%	0.7%	11.7%
			Avg Locates per Day			15						

County Ticket Volume

December stats compared with 2015

Type Ticket							% Measured against Total Tickets					
Sampson	3 HR	CNCL	NEW	RXMT	UPDT	TOTAL Tickets		% 3 HR	% CNCL	% NEW	% RXMT	% UPDT
2015	7	4	273	9	265	558	2015	1.3%	0.7%	48.9%	1.6%	47.5%
2016	1	1	291	6	219	518	2016	0.2%	0.2%	56.2%	1.2%	42.3%
+/- Var	-85.7%	-75.0%	6.6%	-33.3%	-17.4%	-7.2%	Diff +/-	-1.1%	-0.5%	7.3%	-0.5%	-5.2%
			Avg Locates per Day			29						

County Ticket Volume

December stats compared with 2015

Type Ticket							% Measured against Total Tickets					
Columbus	3 HR	CNCL	NEW	RXMT	UPDT	TOTAL Tickets		% 3 HR	% CNCL	% NEW	% RXMT	% UPDT
2015	1	4	250	3	73	331	2015	0.3%	1.2%	75.5%	0.9%	22.1%
2016	2	10	466	8	44	530	2016	0.4%	1.9%	87.9%	1.5%	8.3%
+/- Var	100.0%	150.0%	86.4%	166.7%	-39.7%	60.1%	Diff +/-	0.1%	0.7%	12.4%	0.6%	-13.8%
			Avg Locates per Day			29						

County Ticket Volume

December stats compared with 2015

	Type Ticket							% Measured against Total Tickets				
Bladen	3 HR	CNCL	NEW	RXMT	UPDT	TOTAL Tickets		% 3 HR	% CNCL	% NEW	% RXMT	% UPDT
2015	0	4	219	4	190	417	2015	0.0%	1.0%	52.5%	1.0%	45.6%
2016	1	2	140	6	51	200	2016	0.5%	1.0%	70.0%	3.0%	25.5%
+/- Var	100%	-50.0%	-36.1%	50.0%	-73.2%	-52.0%	Diff +/-	0.5%	0.0%	17.5%	2.0%	-20.1%
			Avg Locates per Day			11						

County Ticket Volume

2016 Stats Compared with 2015

	Type Ticket							% Measured against Total Tickets				
Duplin	3 HR	CNCL	NEW	RXMT	UPDT	TOTAL Tickets		% 3 HR	% CNCL	% NEW	% RXMT	% UPDT
2015	32	69	3816	85	622	4624	2015	0.7%	1.5%	82.5%	1.8%	13.5%
2016	20	32	3463	48	640	4203	2016	0.5%	0.8%	82.4%	1.1%	15.2%
+/- Var	-37.5%	-53.6%	-9.3%	-43.5%	-2.9%	-9.1%	Diff +/-	-0.2%	-0.7%	-0.1%	-0.7%	1.8%
			Avg Locates per Day			17						

County Ticket Volume

2016 Stats Compared with 2015

Sampson	Type Ticket						TOTAL Tickets	% Measured against Total Tickets				
	3 HR	CNCL	NEW	RXMT	UPDT	% 3 HR		% CNCL	% NEW	% RXMT	% UPDT	
2015	33	50	5189	101	5409	10782	2015	0.3%	0.5%	48.1%	0.9%	50.2%
2016	56	52	5275	91	4095	9569	2016	0.6%	0.5%	55.1%	1.0%	42.8%
+/- Var	-69.7%	4.0%	1.7%	-9.9%	-24.3%	-11.3%	Diff +/-	0.3%	0.1%	7.0%	0.0%	-7.4%
			Avg Locates per Day			39						

County Ticket Volume

2016 Stats Compared with 2015

Columbus	Type Ticket						TOTAL Tickets	% Measured against Total Tickets				
	3 HR	CNCL	NEW	RXMT	UPDT	% 3 HR		% CNCL	% NEW	% RXMT	% UPDT	
2015	10	59	4583	103	1189	5944	2015	0.2%	1.0%	77.1%	1.7%	20.0%
2016	13	49	4497	54	872	5485	2016	0.2%	0.9%	82.0%	1.0%	15.9%
+/- Var	30.0%	-16.9%	-1.9%	-47.6%	-26.7%	-7.7%	Diff +/-	0.1%	-0.1%	4.9%	-0.7%	-4.1%
			Avg Locates per Day			22						

County Ticket Volume

2016 Stats Compared with 2015

		Type Ticket					% Measured against Total Tickets					
Bladen	3 HR	CNCL	NEW	RXMT	UPDT	TOTAL Tickets		% 3 HR	% CNCL	% NEW	% RXMT	% UPDT
2015	0	48	3134	62	1183	4427	2015	0.0%	1.1%	70.8%	1.4%	26.7%
2016	17	32	2386	37	997	3469	2016	0.5%	0.9%	68.8%	1.1%	28.7%
+/- Var	1700%	-33.3%	-23.9%	-40.3%	-15.7%	-21.6%	Diff +/-	0.5%	-0.2%	-2.0%	-0.3%	2.0%
Avg Locates per Day						14						

County Ticket Distribution

County/Place	12 Dec
DUPLIN	269
ALBERTSON	25
BEULAVILLE	27
CHINQUAPIN	11
FAISON	11
GREENEVERS	1
HARRELLS	1
KENANSVILLE	27
MAGNOLIA	6
MOUNT OLIVE	21
PIN HOOK	1
PINK HILL	7

QUINNS STORE	2
ROSE HILL	19
TEACHEY	6
TIN CITY	1
WALLACE	56
WARSAW	47

County Ticket Distribution

County/Place	12 Dec
SAMPSON	518
AUTRYVILLE	15
BONNETSVILLE	4
CLEMENT	4
CLINTON	330
DELWAY	2
FAISON	17
GARLAND	7
HARGROVE CROSSROADS	1
HARRELLS	2
INGOLD	1
MINGO	2

NEWTON GROVE	20
PLAIN VIEW	11
ROSEBORO	81
SALEMBURG	12
SNOW HILL	2
SPIVEYS CORNER	3
TURKEY	4

County Ticket Distribution

County/Place	12 Dec
BLADEN	200
ABBOTTSBURG	1
AMMON	9
BLADENBORO	30
BUCKHEAD	8
CARVERS	1
CENTER ROAD	1
CLARKTON	24
COUNCIL	6
DUBLIN	1
EAST ARCADIA	10
ELIZABETHTOWN	73
HICKORY GROVE CROSSR	1

KELLY	13
LISBON	1
TAR HEEL	3
TOBERMORY	4
WHITE LAKE	5
WHITE OAK	9

County Ticket Distribution

County/Place	12 Dec
COLUMBUS	530
ACME	1
ARMOUR	9
BEAVER DAM	1
BOARDMAN	2
BOLTON	90
BUG HILL	1
BYRDVILLE	2
CERRO GORDO	5
CHADBURN	87
CLARENDON	5
DELCO	28
DOTHAN	1
EVERGREEN	8

FAIR BLUFF	3
GUIDE	1
GUIDEWAY	1
HALLSBORO	10
IRONHILL	2
LAKE WACCAMAW	9
MOUNT OLIVE	8
NAKINA	3
OAK DALE CROSSROADS	1
OLD DOCK	5
OLYPHIC	1

PINE LEVEL	2
PLEASANT PLAINS	1
RICEFIELD	1
RIEGELWOOD	89
SANDYFIELD	1
TABOR CITY	27
WHITES CROSSING	1
WHITEVILLE	124

2016 Damages

By Events

County	Events	% of Grand Total
Mecklenburg	172	31.33%
Wake	106	19.31%
Durham	59	10.75%
Union	24	4.37%
Buncombe	15	2.73%
Guilford	14	2.55%
Orange	13	2.37%
Forsyth	11	2.00%
Cabarrus	10	1.82%
New Hanover	10	1.82%
Brunswick	9	1.64%
Lincoln	8	1.46%
Catawba	7	1.28%
Johnston	7	1.28%
Cumberland	6	1.09%
Davidson	6	1.09%
Gaston	6	1.09%
Iredell	6	1.09%
Pender	6	1.09%
Alamance	5	0.91%
Cleveland	4	0.73%
Burke	3	0.55%
Carteret	3	0.55%
Chatham	3	0.55%



Harnett	3	0.55%
Henderson	3	0.55%
Pitt	3	0.55%
Rockingham	3	0.55%
Craven	2	0.36%
Moore	2	0.36%
Rowan	2	0.36%
Wilson	2	0.36%
Caldwell	1	0.18%
Chowan	1	0.18%
Davie	1	0.18%
Franklin	1	0.18%
Granville	1	0.18%
Greene	1	0.18%
Haywood	1	0.18%
Lee	1	0.18%
Macon	1	0.18%
Montgomery	1	0.18%
Onslow	1	0.18%
Person	1	0.18%
Randolph	1	0.18%
Robeson	1	0.18%
Stanly	1	0.18%
Wayne	1	0.18%
Grand Total	549	100.00%

NC811, December 2016: 549 Damage Events in 48 Counties

2016 Damages

Which Facility Was Damaged When What Work Was Performed?

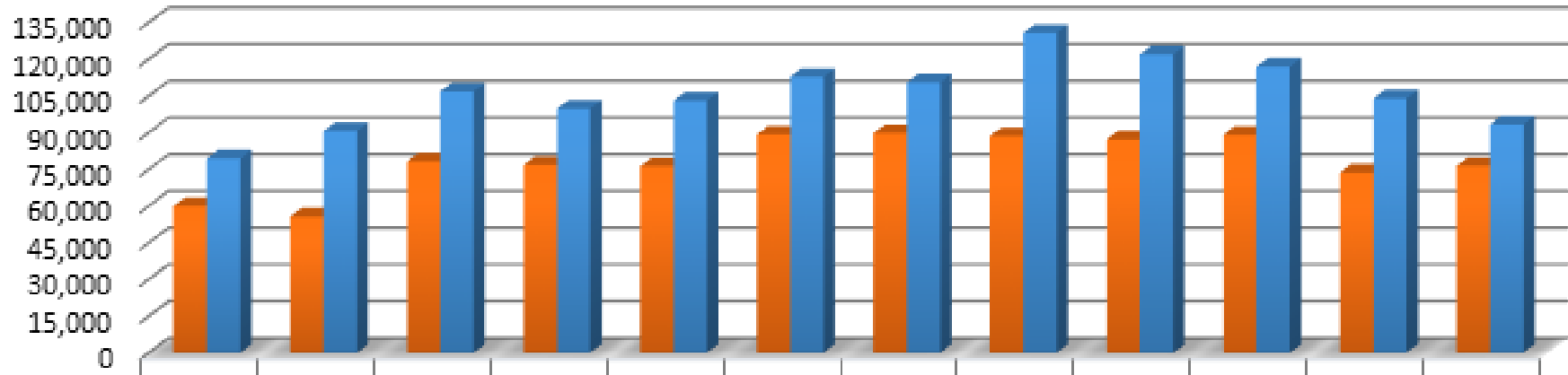
	Facility Damaged							Grand	
	Telco	Cable TV	Electric	Nat Gas	Water	Unk/Other	Sewer	Total	GT%
Telecommunications	34	40	28	72	54	4	4	236	42.99%
Natural Gas	25	19	15		9	2	2	72	13.11%
Water	29	11	8	1	2	6		57	10.38%
Electric	22	14	11	2	3			52	9.47%
Sewer	5	13	8	1			1	28	5.10%
Cable TV	12		5	4	5			26	4.74%
Unknown/Other	5	5	5	3			2	20	3.64%
Fencing	4	2	4				1	11	2.00%
Landscaping	5	2		1				8	1.46%
Road Work	5	1		1			1	8	1.46%
Storm Drain/Culvert	1		2	1	1			5	0.91%
Pole	4	1						5	0.91%
Irrigation	1	3						4	0.73%
Bldg. Construction			3				1	4	0.73%
Street Light	1	1	1	1				4	0.73%
Drainage	1		2					3	0.55%
Driveway	2							2	0.36%
Site Development	1							1	0.18%
Curb/Sidewalk	1							1	0.18%
Grading							1	1	0.18%
Traffic Signal		1						1	0.18%
Grand Total	158	113	92	87	74	18	7	549	100.00%
	28.78%	20.58%	16.76%	15.85%	13.48%	3.28%	1.28%		

NC811, December 2016: 549 Damage Events in 48 Counties

REMOTE TICKET ENTRY


Total Tkt Summary	138,076
In-House Tkt Summary	44,857
RTE Ticket Summary; incl. UL	93,219
RTE Ticket Summary; excl. UL	80,183
RTE % Volume; excl. UL	58.07%
RTE % Volume	67.51%

RTE Volume 2016 vs 2015



	Jan	Feb	Mar	Apr	May	Jun	Jul	Aug	Sep	Oct	Nov	Dec
2015 RTE Volume	59,903	55,718	78,178	76,785	76,318	89,232	89,754	88,621	87,231	89,046	73,662	76,399
2016 RTE Volume	79,493	90,702	106,800	99,782	103,117	112,746	110,517	130,712	122,033	116,951	103,975	93,219


REMOTE TICKET ENTRY



Acquired RTE Participants 2016 vs 2015

Qtr	Month	2016	2015	Difference (+/-) 2016 v/s 2015
1QTR	Jan	71	76	-5
	Feb	87	62	25
	Mar	85	57	28
2QTR	Apr	81	54	27
	May	83	46	37
	Jun	82	66	16
3QTR	Jul	49	62	-13
	Aug	82	78	4
	Sep	67	57	10
4QTR	Oct	61	67	-6
	Nov	65	52	13
	Dec	47	48	-1
YTD Total		860	725	135
1Q		243	195	48
2Q		246	166	80
3Q		198	197	1
4Q		173	167	6


Good Thru & Update



Know the life of your ticket and when to update it with the Good Thru & Update section on the NC811 App

Pipes Plus in Spanish

Available online now!



www.ncpipesplus.org

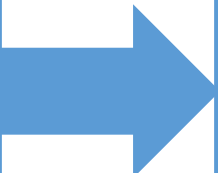
www.nc811.org/safe-digging-partner.html




Safe Digging Partner

NC Underground Damage Prevention Review Board Process

Complaint received,
response sent within
10 days, response material
compiled, case number
assigned



Board reviews the
information provided by the
parties and determines
whether a violation
occurred or if there is
insufficient evidence. Action
or penalty is determined.



```
graph TD; A[Certified letter is sent to the parties indicating the outcome and that the violator has 30 days to request a hearing from UDPRB if they disagree.] --> B[If a hearing is requested, the UDPRB will place it on the calendar for a future meeting and notify both parties.]; A --> C[If no response within 30 days, case is docketed with Utilities Commission and an order is issued.]; B --> D[If penalty is upheld, case is docketed with the Utilities Commission and an order issued.]; C --> E[Any future appeals are handled directly through arbitration.];
```

Certified letter is sent to the parties indicating the outcome and that the violator has 30 days to request a hearing from UDPRB if they disagree.

If a hearing is requested, the UDPRB will place it on the calendar for a future meeting and notify both parties.

If penalty is upheld, case is docketed with the Utilities Commission and an order issued.

If no response within 30 days, case is docketed with Utilities Commission and an order is issued.

Any future appeals are handled directly through arbitration.



An order issued from Utilities Commission from arbitration, may be appealed to the superior court division of the General Court of Justice in the county of alleged violation or in Wake County

The party cited with a violation will have (90) days to comply with the training requirement once docketed by the Utilities Commission. Their order will explain the details of compliance for fines and training to the individual receiving the order.

NC Underground Damage Prevention Review Board Process

NC Underground Damage Prevention Review Board Meetings

Located at: 2550 Operations Way, Raleigh, NC



- January 17, 2017 - 9am to 4pm
- April 18, 2017 - 10am to 4pm
- July 18, 2017 - 10am to 4pm
- October 17, 2017 - 10am to 4pm

NC811 Holiday Schedule



HOLIDAY	DATE	DAY OF WEEK
New Years Day	January 2	Monday
*Martin Luther King Jr's Birthday	January 16	Monday
Good Friday	April 14	Friday
Memorial Day	May 29	Monday
Independence Day	July 4	Tuesday
Labor Day	September 4	Monday
*Veterans Day	November 10	Friday
Thanksgiving	November 23	Thursday
*Thanksgiving Day After	November 24	Friday
Christmas Eve & Christmas Day	December 25 & December 26	Monday / Tuesday
*Christmas Day After	December 27	Wednesday

All above holidays are excluded from the three working day notice. Denotes Observed Holidays. NC811 will be open to accept all locate requests on observed holidays. The observed holiday is excluded from the three working day notice as well.*

2017 NC811 Board Meetings



4Q16

January 20, 2017
Grandover Resort &
Conference Center
Greensboro, NC

1Q17

April 21, 2017
Chetola Resort
Blowing Rock, NC

2Q17

July 21, 2017
The 1927 Lake Lure
Inn and Spa
Lake Lure, NC



For booking info, contact Tonya Hargraves: tonya@nc811.org

2017 State UCC Meetings

January 10th, 2017
Piedmont Natural Gas
2611 Greengate Dr,
Greensboro, NC

March 14th, 2017
4211 Global Street
Raleigh, NC

SC/NC Joint Utility Coordinating Committee Conference

Wed, April 5, 2017 thru
Fri, April 7, 2017
10000 Beach Club Dr,
Myrtle Beach, SC 29572





**Thank you for your time and attention.
You can get a PDF copy of this presentation on
www.ncucc.org**



Use the UCC Issues form to voice your concerns to both local and state level UCC meetings in North Carolina. Available on both the NCUCC website and the NC811 app.