

| NAME | E-MAIL | PHONE |
|-------------------------|--|-------------|
| Kevin Johnson | Kevin.Johnson@dominostorage.com | 704.708.189 |
| Travis Spurling | travis@clelandcountywater.com | 704-477- |
| XXXXXXXXXXXX | | 704-284-24 |
| Daniel Sherman | XXXXXXXXXXXX d.sherman@ClevelandCountySchools.C | |
| Todd Davis | tdavis@BessemerCity.com | 704-4 |
| Scott Patterson | WSPATTERSON@CLEVELANDCOUNTYSCHOOLS.ORG | 704- |
| Mark Picklesimer | markp@bessemercity.com | 704 619-9 |
| Scott Huffstaller | j.huffstaller@SCANA.com | 704-718-3 |
| Eric Ruth | ERuth@SCANA.com | 704-718-0 |
| JASON STOVER | jason.stover@scana.com | 704-810- |
| JOE MAYES | jgfence1@bellsouth ^{NET} | 704-913-4 |

Cleveland-Gaston-Rutherford October 2019





October is...

Tackling Hunger Month

www.NationalDayCalendar.com

NATIONAL
DAY
CALENDAR™



#TacklingHungerMonth

HOW TO OBSERVE

Donate some non-perishable food to your local homeless shelter, and use #TacklingHungerMonth to post on social media and spread the word! October is generally the time of year people start getting ready for holidays like Thanksgiving and Christmas. Now is a great time to start thinking about helping those who may not get to enjoy big Thanksgiving dinners or cookies on Christmas Eve. There are many simple ways you can help, and it won't take much of your time or money.

- **Bulk up your food drive.** Canned goods, peanut butter, dry beans, brown rice, olive oil, nuts, and soups are all excellent foods to donate, and they won't put a dent in your bank account.
- **Donate money.** Relief agencies like Action Against Hunger, the Hunger Project, Feeding America, and Share Our Strength are always accepting donations with a goal in mind to make sure nobody goes hungry.
- **Support food banks** and make contributions of any kind, whenever you can. A little bit goes a long way when someone is going hungry.

#TacklingHungerMonth





Let's look
at the numbers



Locate Requests & Transmissions

Sept 2019 vs 2018

Tickets

2019: 186,592

2018: 155,325

Difference: 20.1%

Transmissions

2019: 1,032,861

2018: 847,408

Difference: 21.9%

Year-to-date

Tickets

2019: 1,724,421

2018: 1,513,869

Difference: 13.9%

Transmissions

2019: 9,385,706

2018: 8,250,478

Difference: 13.8%



County Ticket Volume

YTD stats compared with previous year

| Cleveland | 3 HR | CNCL | NEW | RXMT | UPDT | Total Tickets |
|-----------|--------|------|------|---------------------|-------|---------------|
| 2018 | 148 | 120 | 8872 | 192 | 4003 | 13335 |
| 2019 | 533 | 123 | 8940 | 386 | 3905 | 13887 |
| +/- Var | 260.1% | 2.5% | 0.8% | 101.0% | -2.4% | 4.1% |
| | | | | Avg Locates per Day | | 74 |



County Ticket Volume

YTD stats compared with previous year

| Gaston | 3 HR | CNCL | NEW | RXMT | UPDT | Total Tickets |
|---------|--------|--------|-------|---------------------|--------|---------------|
| 2018 | 486 | 323 | 23987 | 477 | 9706 | 34979 |
| 2019 | 1087 | 253 | 23252 | 568 | 8298 | 33458 |
| +/- Var | 123.7% | -21.7% | -3.1% | 19.1% | -14.5% | -4.3% |
| | | | | Avg Locates per Day | | 178 |



County Ticket Volume

YTD stats compared with previous year

| Rutherford | 3 HR | CNCL | NEW | RXMT | UPDT | Total Tickets |
|------------|--------|-------|-------|---------------------|-------|---------------|
| 2018 | 44 | 50 | 4872 | 112 | 1436 | 6514 |
| 2019 | 282 | 58 | 5437 | 222 | 1807 | 7806 |
| +/- Var | 540.9% | 16.0% | 11.6% | 98.2% | 25.8% | 19.8% |
| | | | | Avg Locates per Day | | 42 |

County Ticket Volume

2019 Stats Compared with 2018

| Cleveland | 3 HR | CNCL | NEW | RXMT | UPDT | Total Tickets |
|-----------|--------|--------|-------|---------------------|-------|---------------|
| 2018 | 10 | 17 | 1007 | 22 | 420 | 1476 |
| 2019 | 48 | 9 | 929 | 26 | 408 | 1420 |
| +/- Var | 380.0% | -47.1% | -7.7% | 18.2% | -2.9% | -3.8% |
| | | | | Avg Locates per Day | | 65 |



County Ticket Volume

2019 Stats Compared with 2018

| Gaston | 3 HR | CNCL | NEW | RXMT | UPDT | Total Tickets |
|---------|-------|-------|------|---------------------|--------|---------------|
| 2018 | 68 | 31 | 2482 | 43 | 817 | 3441 |
| 2019 | 106 | 40 | 2716 | 75 | 733 | 3670 |
| +/- Var | 55.9% | 29.0% | 9.4% | 74.4% | -10.3% | 6.7% |
| | | | | Avg Locates per Day | | 167 |



County Ticket Volume

2019 Stats Compared with 2018

| Rutherford | 3 HR | CNCL | NEW | RXMT | UPDT | Total Tickets |
|------------|--------|--------|-------|---------------------|-------|---------------|
| 2018 | 7 | 11 | 446 | 3 | 178 | 645 |
| 2019 | 23 | 7 | 555 | 22 | 260 | 867 |
| +/- Var | 228.6% | -36.4% | 24.4% | 633.3% | 46.1% | 34.4% |
| | | | | Avg Locates per Day | | 39 |



County Member Operator Identity Information

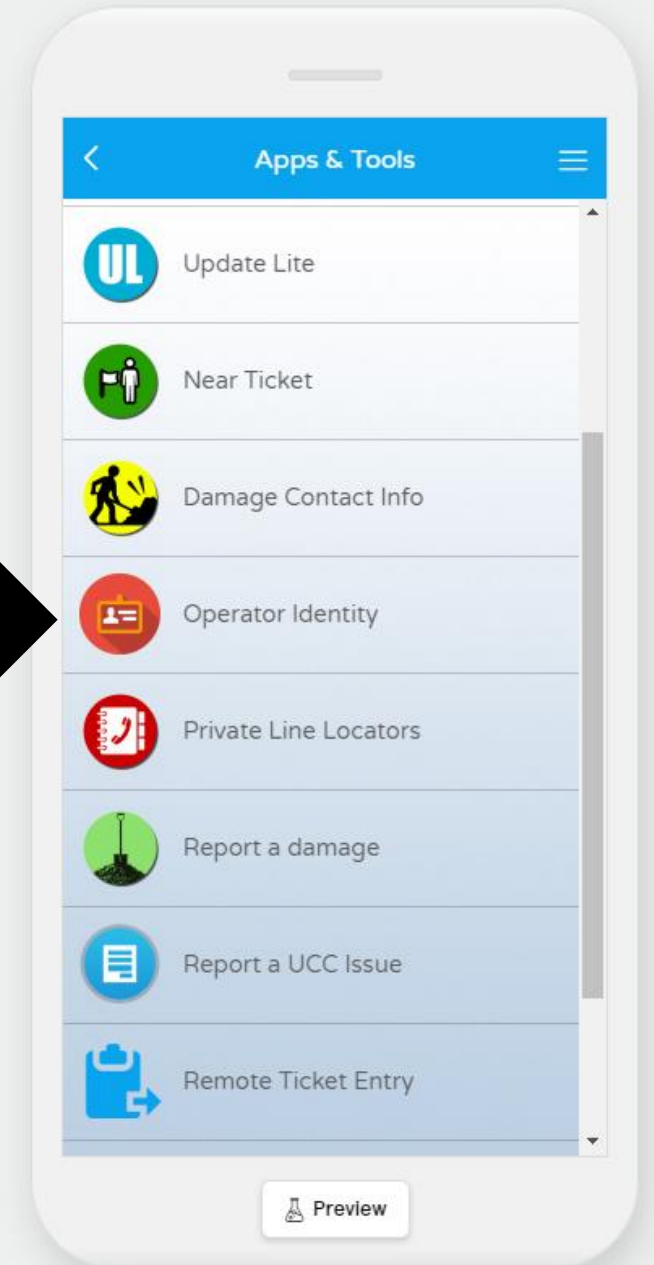

NORTH CAROLINA

County

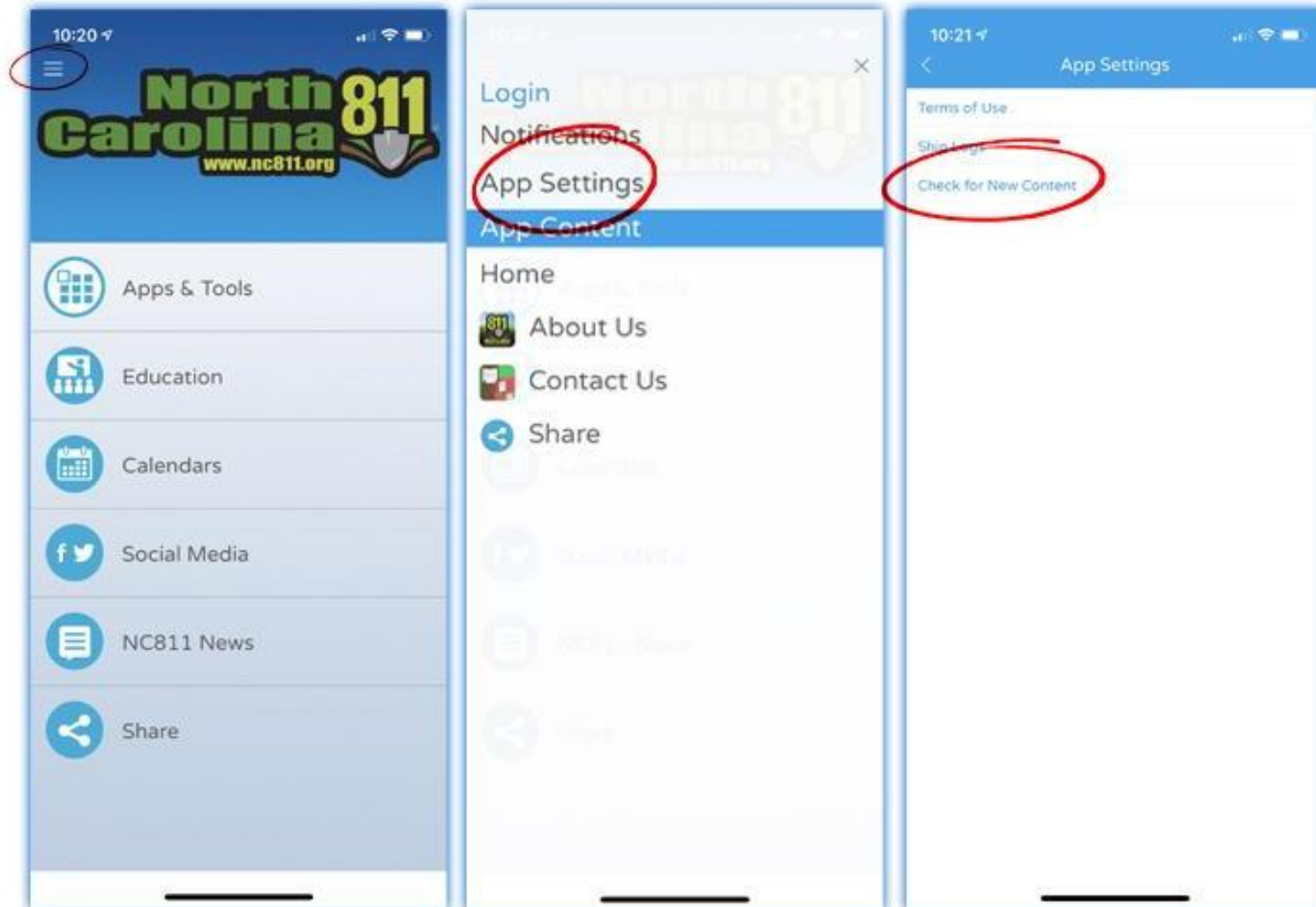
Members Notified for County GUILFORD

| Code | Name | Description | Op Id |
|---------|---------------------------------|-------------------------|------------|
| ALT02* | WINDSTREAM COMMUNICATIONS, INC. | WINDSTREAM PHONE | |
| ARC01 | CITY OF ARCHDALE | WATER AND SEWER | |
| ATT01 | ATT/T (TRANSMISSION) | FIBER OPTIC | AT&T/T F/O |
| ATT312* | ATT/D (DISTRIBUTION) | PHONE - COPPER OR FIBER | ATT/D |
| BKC01 | BURKELY COMMUNITIES | FIBER OPTIC | |
| CAR02 | CARDINAL PIPELINE COMPANY | GAS | |
| CNH01 | CONE HEALTH | COPPER AND FIBER OPTIC | ConeHealth |
| COB01 | CITY OF BURLINGTON | WATER AND SEWER | COB01 |
| COP02 | COLONIAL PIPELINE COMPANY | GAS | |
| CPL30* | DUKE ENERGY | POWER | DUKE |
| CTT01* | CTLCL-CENTURYLINK | PHONE AND FIBER OPTIC | |
| CTT02* | CTLCL-CENTURYLINK | PHONE AND FIBER OPTIC | |

Available on the nc811.org homepage, the Member Services page and on the NC811 App starting Oct 1, 2019.



Update your NC 811 app.



PLEASE NOTE

If the diameter or width of the facility is greater than four inches, the dimension of the facility shall be indicated at least every 50 feet in the area of the proposed excavation or demolition. An operator who operates multiple facilities in the area of the proposed excavation or demolition shall locate each facility.

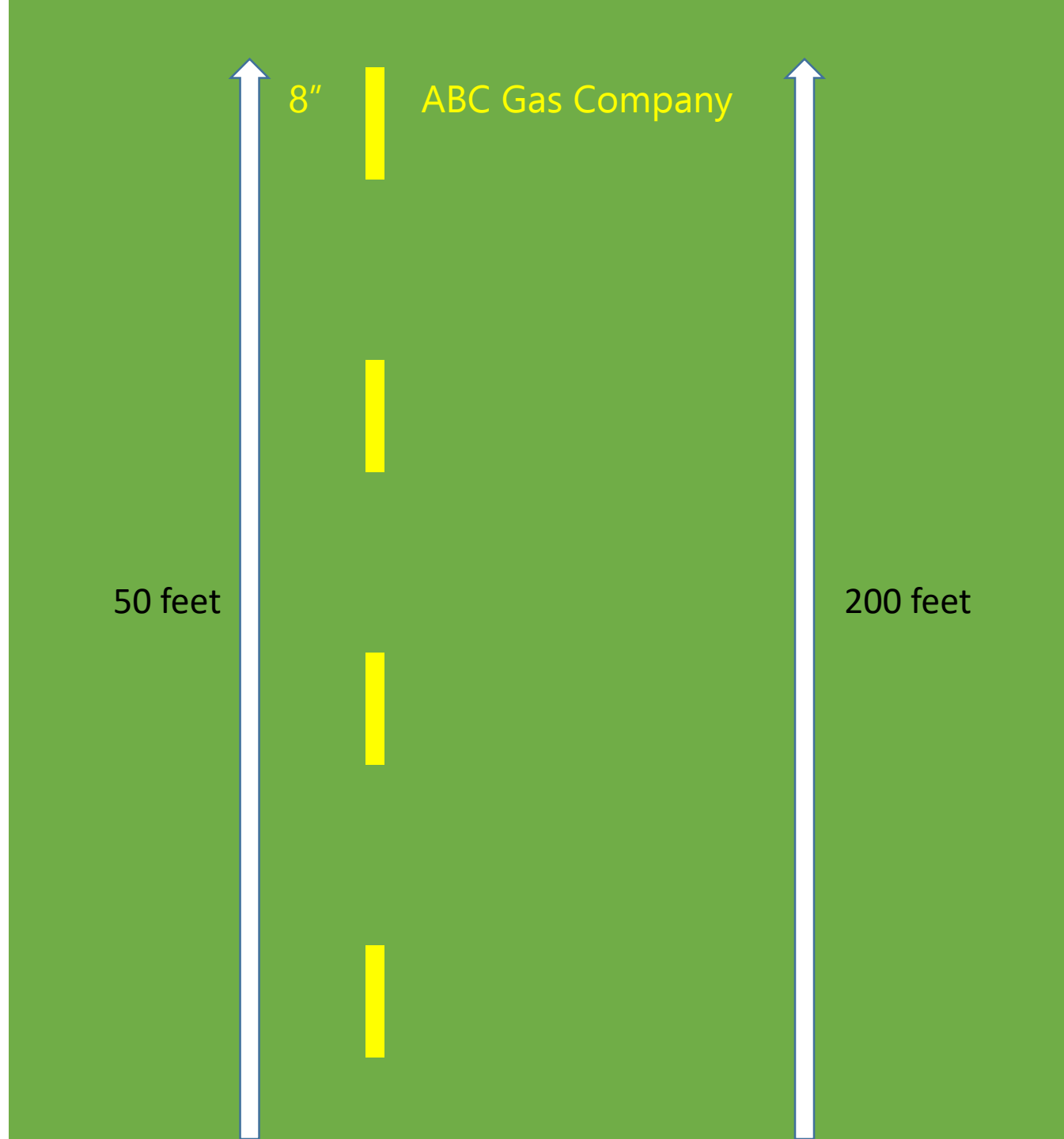
The operator's identity, marked as provided in subdivision (1) of this subsection, in the area where the proposed excavation or demolition is to occur. At a minimum, the operator's identity shall be marked at the beginning point, at intervals of 200 linear feet, and at the end point of the proposed excavation or demolition.

50 feet

8"

ABC Gas Company

200 feet



House Bill 872

Law changes effective Oct. 1, 2019

Available on
nc811.org



UPCOMING

EVENTS



Upcoming Holiday Information

- ***Veterans Day: Monday, November 11th**
- **Thanksgiving: Thursday, November 28th**
- **Day after Thanksgiving: Friday, November 29th**

All above holidays are excluded from the three working day notice.

** Denotes Observed Holidays. NC811 will be open to accept all locate requests on observed holidays. The observed holiday is excluded from the three working day notice as well.*



**BOARD
MEETING**



3Q19

October 18, 2019

Shell Island Resort, Wrightsville Beach, NC

4Q19

January 17, 2020

Greensboro, NC

For booking info, contact
Tonya Hargraves: tonya@nc811.org

NC Underground Damage Prevention Review Board

*Located at: Dempsey E. Benton Water
Treatment Plant*

2301 Benson Rd., Garner, NC

October 15, 2019 - 10am to 4pm



<https://www.nc811.org/report-a-violation.html>



NC Locate Resolution Partnership Committee

Every 2 months on the third Wednesday
NC 811, 5009 High Point Rd, Greensboro, NC

Wednesday, October 16, 11:00am – 1:00pm





State UCC Meeting
Piedmont Natural Gas Co
1321 S 10th St, Wilmington, NC

Tuesday, November 5, 10:00am – 12:00pm



*The NC811 Education
Department is here to help you!*



A PDF of this presentation is available at www.ncucc.org

Use the UCC Issues form to voice your concerns to both local and state level UCC meetings in North Carolina. Available on both the NCUCC website and the NC811 app.