



Halifax/Northampton UCC

April 19, 2017

NCUCC 75th Anniversary

NCUCC Playing Cards & T-Shirts are here!
Get yours now.



April is National Safe Digging Month



Get the toolkit and help us promote safe digging month.

www.nc811.org/safe-digging-month.html

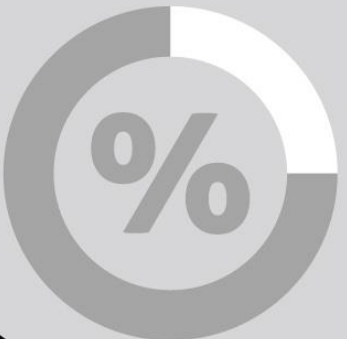


STATISTICS

PERCENTS

ANALYTICS

BUTTON



Locate Requests & Transmissions

March 2017 vs 2016

YTD Totals 2017

Tickets

2017: 172,850

2016: 173,038

Difference: - 0.1%

Tickets: 467,520

+ 7.6% over 2016

Transmissions

2017: 985,116

2016: 914,934

Difference: + 7.7%

Transmissions: 2,642,462

+ 14.5% over 2016

County Ticket Volume



North Carolina 811
www.nc811.org

County Ticket Volume

March 2016 Stats Compared with March 2017



		Type Ticket					% Measured against Total Tickets					
HALIFAX	3 HR	CNCL	NEW	RXMT	UPDT	TOTAL		% 3 HR	% CNCL	% NEW	% RXMT	% UPDT
2016	2	3	419	10	60	494	2016	0.4%	0.6%	84.8%	2.0%	12.1%
2017	2	26	700	38	278	1044	2017	0.2%	2.5%	67.0%	3.6%	26.6%
+/- Var	0.0%	766.7%	67.1%	280.0%	363.3%	111.3%	Diff +/-	-0.2%	1.9%	-17.8%	1.6%	14.5%

County Ticket Volume

March 2016 Stats Compared with March 2017



NORTH-AMPTON	Type Ticket						% Measured against Total Tickets					
	3 HR	CNCL	NEW	RXMT	UPDT	TOTAL	% 3 HR	% CNCL	% NEW	% RXMT	% UPDT	
2016	1	0	198	6	16	221	2016	0.5%	0.0%	89.6%	2.7%	7.2%
2017	1	1	297	4	70	373	2017	0.3%	0.3%	79.6%	1.1%	18.8%
+/- Var	0.0%	100%	50.0%	-33.3%	337.5%	68.8%	Diff +/-	-0.2%	0.3%	-10.0%	-1.6%	11.6%

County Ticket Volume

YTD 2016 stats compared with YTD 2017



HALIFAX	Type Ticket							% Measured against Total Tickets				
	3 HR	CNCL	NEW	RXMT	UPDT	TOTAL		% 3 HR	% CNCL	% NEW	% RXMT	% UPDT
2016	4	17	1136	17	349	1523	2016	0.3%	1.1%	74.6%	1.1%	22.9%
2017	5	35	1311	49	455	1855	2017	0.3%	1.9%	70.7%	2.6%	24.5%
+/- Var	25.0%	105.9%	15.4%	188.2%	30.4%	21.8%	Diff +/-	0.0%	0.8%	-3.9%	1.5%	1.6%

Work Days	Total Tickets	Average Locates Per Day
63	1855	29

County Ticket Volume

YTD 2016 stats compared with YTD 2017



NORTH-AMPTON	Type Ticket						% Measured against Total Tickets					
	3 HR	CNCL	NEW	RXMT	UPDT	TOTAL	% 3 HR	% CNCL	% NEW	% RXMT	% UPDT	
2016	1	2	463	16	65	547	2016	0.2%	0.4%	84.6%	2.9%	11.9%
2017	3	2	492	11	97	605	2017	0.5%	0.3%	81.3%	1.8%	16.0%
+/- Var	200.0%	0.0%	6.3%	-31.3%	49.2%	10.6%	Diff +/-	0.3%	-0.1%	-3.3%	-1.1%	4.1%

Work Days	Total Tickets	Average Locates Per Day
63	605	10

County Ticket Distribution



HALIFAX	1044
AURELIAN SPRINGS	1
CROWELLS	
CROSSROADS	1
DARLINGTON	1
ENFIELD	567
HALIFAX	31
HOBGOOD	3
HOLLISTER	10
LITTLETON	62
RHEASVILLE	2
ROANOKE RAPIDS	216
ROSENEATH	1
SCOTLAND NECK	51
SOUTH ROSEMARY	2
SOUTH WELDON	12
THELMA	3
TILLERY	3
WELDON	78

County Ticket Distribution

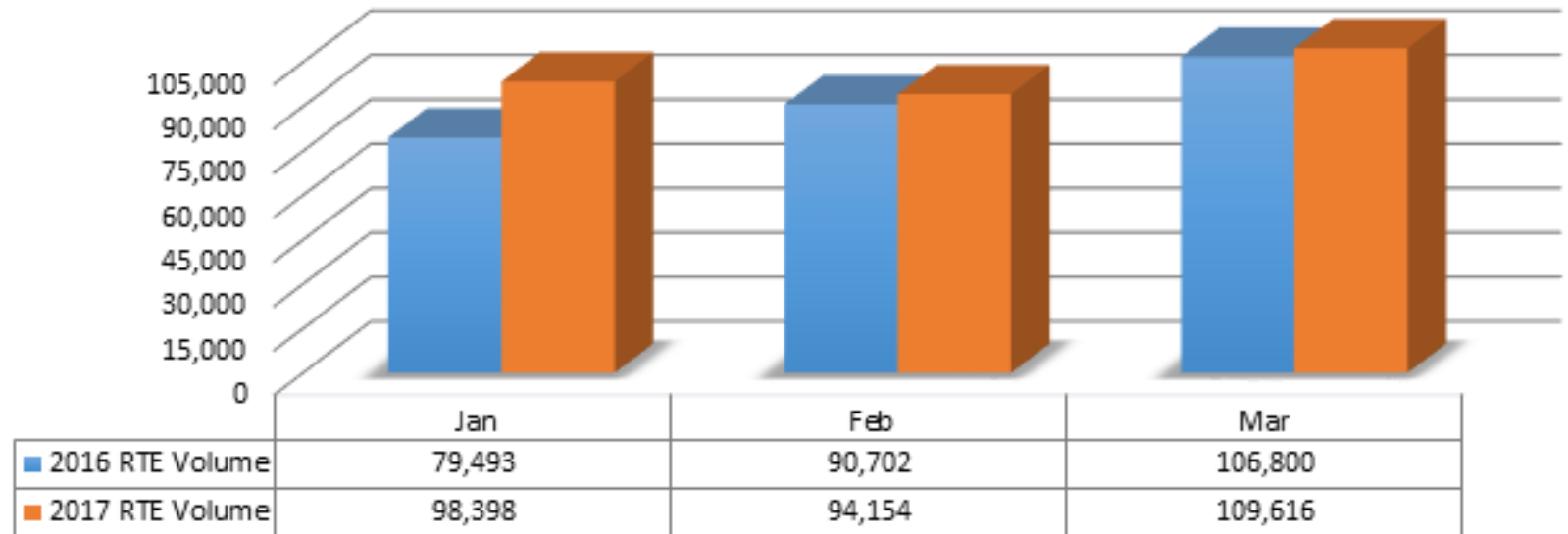


NORTHAMPTON	373
CONWAY	21
GARYSBURG	165
GASTON	20
GUMBERRY	1
HENRICO	31
JACKSON	63
LASKER	1
MILWAUKEE	3
PENDLETON	2
PLEASANT HILL	24
RICH SQUARE	26
SEABOARD	5
SEVERN	3
WOODLAND	8

Remote Ticket Entry

Total Tkt Summary	172,850
In-House Tkt Summary	63,234
RTE Ticket Summary; incl. UL	109,616
RTE Ticket Summary; excl. UL	46,382
RTE % Volume; excl. UL	53.64%
RTE % Volume	63.42%

RTE Volume 2017 vs 2016





Incidents Data

By
County

County	Events	% of Grand Total
Alamance	7	1.07%
Alexander	1	0.15%
Anson	1	0.15%
Brunswick	18	2.76%
Buncombe	15	2.30%
Burke	2	0.31%
Cabarrus	17	2.60%
Caldwell	3	0.46%
Carteret	1	0.15%
Catawba	4	0.61%
Chatham	10	1.53%
Cleveland	5	0.77%
Craven	2	0.31%
Cumberland	11	1.68%
Dare	3	0.46%
Davidson	13	1.99%
Davie	1	0.15%
Durham	47	7.20%
Forsyth	26	3.98%
Gaston	11	1.68%
Granville	4	0.61%
Guilford	16	2.45%
Harnett	5	0.77%
Henderson	5	0.77%
Iredell	10	1.53%
Johnston	18	2.76%

Lee	1	0.15%
Lenoir	1	0.15%
Lincoln	2	0.31%
McDowell	1	0.15%
Mecklenburg	173	26.49%
Moore	2	0.31%
New Hanover	10	1.53%
Onslow	2	0.31%
Orange	6	0.92%
Pender	7	1.07%
Pitt	3	0.46%
Polk	1	0.15%
Randolph	1	0.15%
Richmond	1	0.15%
Rockingham	3	0.46%
Rowan	6	0.92%
Rutherford	1	0.15%
Sampson	1	0.15%
Stanly	1	0.15%
Surry	2	0.31%
Union	21	3.22%
Vance	1	0.15%
Wake	140	21.44%
Watauga	2	0.31%
Wayne	1	0.15%
Wilson	7	1.07%
Grand Total	653	100.00%

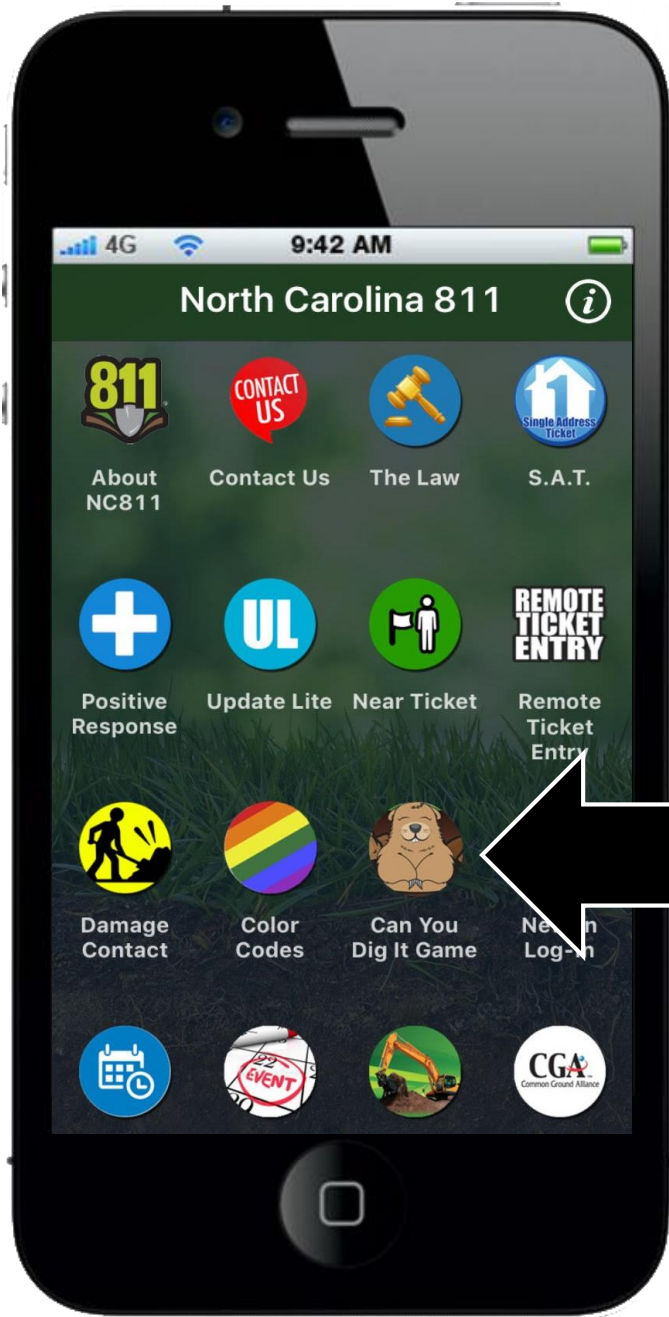


New Members

So far in 2017 NC811 has welcomed 15 new members.

13 utilities and 2 associate members.

If you need information on how to become a member of NC811 visit: www.nc811.org/member-services.html



For the month of April we have added a button on the NC811 app for the "Can you dig it?" game. All month long visit the game and dig for prizes.

For more information on the game visit: safedigging.me

2017 NC811 Fire Station Marquee Challenge



Enter to win **\$1,000**

<http://www.nc811.org/marqueechallenge.html>

811 and Lowe's have collaborated to share the Call Before You Dig message on their tree wraps. Visit any Lowe's store nationwide at 1,840 locations.

#811Lowe's

1.5 Million tree wraps



811 and Lowe's are teaming up for safety!

Lowe's has partnered with 811 to share the "Call Before You Dig" message. Each tree in their Garden Center now has 811 on the wrap.

#811Lowe's



NC Underground Damage Prevention Review Board Meetings

Located at: 2550 Operations Way, Raleigh, NC.
On the corner of Operations Way and
Westinghouse Blvd.



- **July 18, 2017 - 10am to 4pm**
- **October 17, 2017 - 10am to 4pm**

NC811 Holiday Schedule

HOLIDAY	DATE	DAY OF WEEK
Good Friday	April 14	Friday
Memorial Day	May 29	Monday
Independence Day	July 4	Tuesday
Labor Day	September 4	Monday
*Veterans Day	November 10	Friday
Thanksgiving	November 23	Thursday
*Thanksgiving Day After	November 24	Friday
Christmas Eve & Christmas Day	December 25 & December 26	Monday / Tuesday
*Christmas Day After	December 27	Wednesday

*All above holidays are excluded from the three working day notice. * Denotes Observed Holidays. NC811 will be open to accept all locate requests on observed holidays. The observed holiday is excluded from the three working day notice as well.*

2017 NC811 Board Meetings

1Q17

April 21, 2017
Chetola Resort
Blowing Rock, NC

2Q17

July 21, 2017
The 1927 Lake Lure
Inn and Spa
Lake Lure, NC

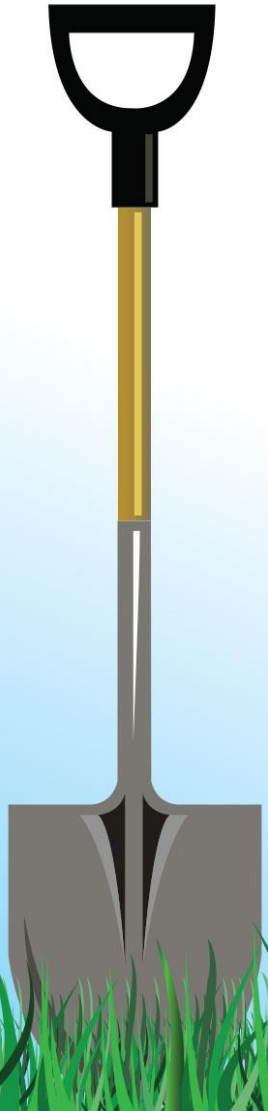


For booking info, contact Tonya Hargraves: tonya@nc811.org

2017 State UCC Meetings



PSNC Energy
Tue, July 11, 2017
10am – 12pm
15 Overland Industrial
Blvd, Asheville, NC 28806





**Thank you for your time and attention.
You can get a PDF copy of this presentation
on www.ncucc.org**



Use the UCC Issues form to voice your concerns to both local and state level UCC meetings in North Carolina. Available on both the NCUCC website and the NC811 app.