



May 17, 2017
Halifax/Northampton UCC

Photo taken in Louisburg, NC

WE DIG DATA

Just take a look

Locate Requests & Transmissions

Apr. 2017 vs 2016

Tickets

2017: 156,103

2016: 161,633

Difference: -3.4%

Transmissions

2017: 889,980

2016: 862,864

Difference: +3.1%

YTD Totals 2017

Tickets: 623,623

+4.6% over 2016

Transmissions: 3,532,442

+11.4% over 2016

County Ticket Volume



North Carolina 811
www.nc811.org

County Ticket Volume

April 2016 Stats Compared with April 2017



Type Ticket							% Measured against Total Tickets					
HALIFAX	3 HR	CNCL	NEW	RXMT	UPDT	TOTAL	% 3 HR	% CNCL	% NEW	% RXMT	% UPDT	
2016	5	3	346	4	127	485	2016	1.0%	0.6%	71.3%	0.8%	26.2%
2017	3	2	337	5	494	841	2017	0.4%	0.2%	40.1%	0.6%	58.7%
+/- Var	-40.0%	-33.3%	-2.6%	25.0%	289.0%	73.4%	Diff +/-	-0.6%	-0.4%	-31.2%	-0.2%	32.5%

County Ticket Volume

April 2016 Stats Compared with April 2017



NORTH-HAMPTON	Type Ticket						% Measured against Total Tickets					
	3 HR	CNCL	NEW	RXMT	UPDT	Total Tickets	% 3 HR	% CNCL	% NEW	% RXMT	% UPDT	
2016	4	0	253	1	7	265	2016	1.5%	0.0%	95.5%	0.4%	2.6%
2017	0	3	156	4	183	346	2017	0.0%	0.9%	45.1%	1.2%	52.9%
+/- Var	-100.0%	200.0%	-38.3%	300.0%		30.6%	Diff +/-	-1.5%	0.9%	-50.4%	0.8%	50.3%

County Ticket Volume

YTD 2016 Stats Compared with YTD 2017



HALIFAX	Type Ticket							% Measured against Total Tickets				
	3 HR	CNCL	NEW	RXMT	UPDT	TOTAL		% 3 HR	% CNCL	% NEW	% RXMT	% UPDT
2016	9	20	1482	21	476	2008	2016	0.4%	1.0%	73.8%	1.0%	23.7%
2017	8	37	1648	54	949	2696	2017	0.3%	1.4%	61.1%	2.0%	35.2%
+/- Var	-11.1%	85.0%	11.2%	157.1%	99.4%	34.3%	Diff +/-	-0.1%	0.4%	-12.7%	1.0%	11.5%

Work Days	Total Tickets	Average Locates Per Day
104	2696	26

County Ticket Volume

YTD 2016 Stats Compared with YTD 2017



NORTH-HAMPTON	Type Ticket							% Measured against Total Tickets				
	3 HR	CNCL	NEW	RXMT	UPDT	TOTAL		% 3 HR	% CNCL	% NEW	% RXMT	% UPDT
2016	5	2	716	17	72	812	2016	0.6%	0.2%	88.2%	2.1%	8.9%
2017	3	5	648	15	280	951	2017	0.3%	0.5%	68.1%	1.6%	29.4%
+/- Var	-40.0%	150.0%	-9.5%	-11.8%	288.9%	17.1%	Diff +/-	-0.3%	0.3%	-20.1%	-0.5%	20.5%

Work Days	Total Tickets	Average Locates Per Day
104	951	9

County Ticket Distribution



HALIFAX	841
DARLINGTON	1
ENFIELD	438
HALIFAX	26
HOBGOOD	1
HOLLISTER	11
LITTLETON	51
RHEASVILLE	3
ROANOKE RAPIDS	199
SCOTLAND NECK	18
SOUTH ROSEMARY	5
SOUTH WELDON	1
THELMA	1
WELDON	86

County Ticket Distribution

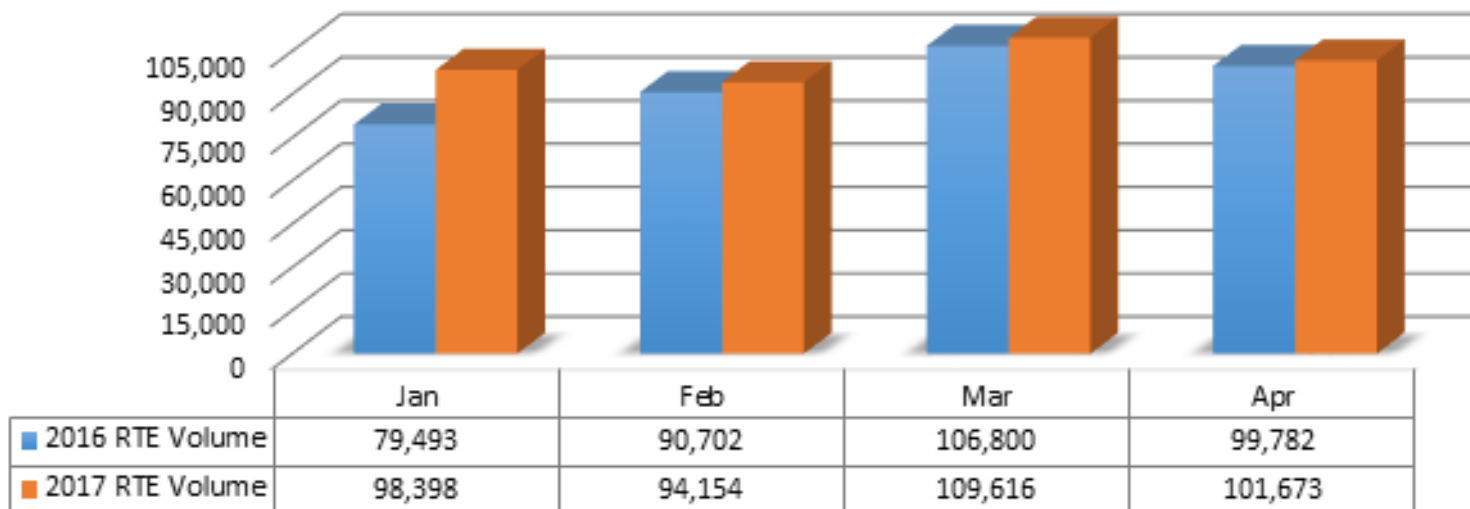


NORTHAMPTON	346
CONWAY	19
FAISONS OLD TAVERN	1
GARYSBURG	220
GASTON	9
HENRICO	38
JACKSON	4
MARGARETTSVILLE	2
PENDLETON	1
PLEASANT HILL	30
RICH SQUARE	12
SEABOARD	7
SEVERN	2
WOODLAND	1

Remote Ticket Entry

Total Tkt Summary	156,103
In-House Tkt Summary	54,430
RTE Ticket Summary; incl. UL	101,673
RTE Ticket Summary; excl. UL	86,264
RTE % Volume; excl. UL	55.26%
RTE % Volume	65.13%

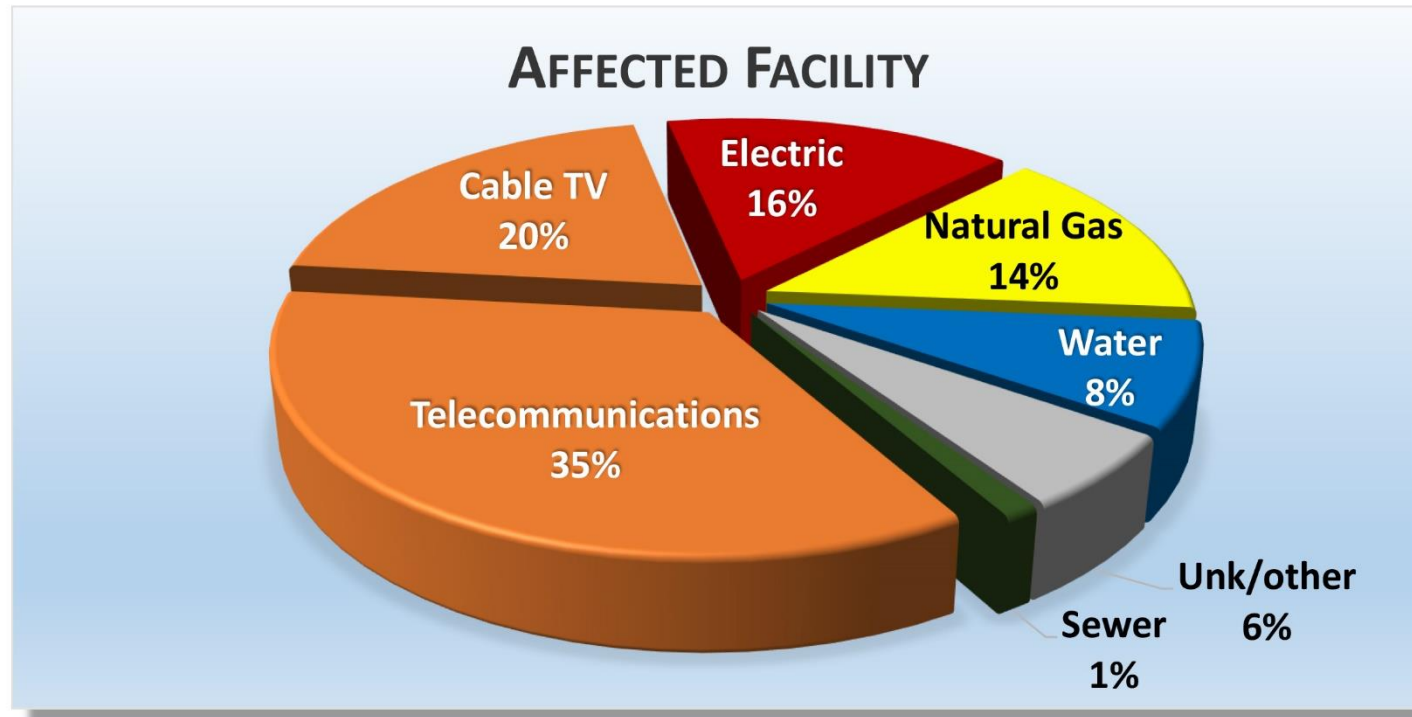
RTE Volume 2017 vs 2016



A photograph of a construction site. In the foreground, a worker in a white hard hat, a high-visibility yellow vest over an orange shirt, and khaki pants stands with their back to the camera. They are looking towards a black metal fence. To the left, another worker in a white hard hat and a high-visibility yellow vest over a blue shirt stands near a pile of dirt. A yellow caution tape is stretched across the scene. Two orange traffic cones are visible on the ground. The background shows green trees and a bright sky. The text "Incident Report" is overlaid in large, bold, black letters on a semi-transparent white background.

Incident Report

Affected Facility	Events	% of Grand Total
Telecommunications	185	35.04%
Cable TV	106	20.08%
Electric	82	15.53%
Natural Gas	74	14.02%
Water	44	8.33%
Unknown/Other	31	5.87%
Sewer	6	1.14%
Grand Total	528	100.00%



NC811, April 2017: 528 Damage Events in 49 Counties

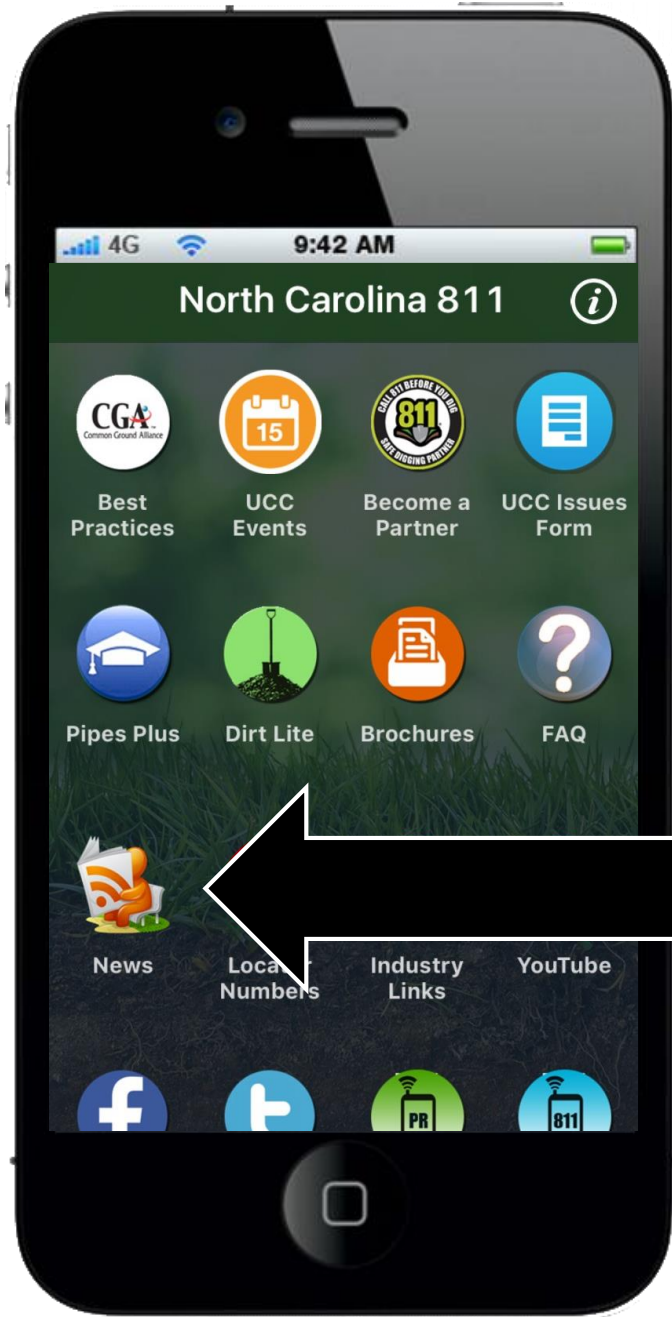
By Events

County	Events	% of Grand Total
Mecklenburg	156	29.55%
Wake	109	20.64%
Durham	30	5.68%
Guilford	21	3.98%
Union	18	3.41%
Orange	16	3.03%
Cabarrus	14	2.65%
Forsyth	14	2.65%
Iredell	13	2.46%
Buncombe	12	2.27%
Alamance	10	1.89%
Henderson	10	1.89%
Cumberland	8	1.52%
Johnston	8	1.52%
Brunswick	7	1.33%
New Hanover	7	1.33%
Davidson	6	1.14%
Chatham	5	0.95%
Pitt	5	0.95%
Gaston	4	0.76%
Harnett	4	0.76%
Lincoln	4	0.76%
Catawba	3	0.57%
Currituck	3	0.57%
Franklin	3	0.57%



Pender	3	0.57%
Rockingham	3	0.57%
Caldwell	2	0.38%
Craven	2	0.38%
Granville	2	0.38%
Halifax	2	0.38%
Onslow	2	0.38%
Rowan	2	0.38%
Rutherford	2	0.38%
Surry	2	0.38%
Wayne	2	0.38%
Yadkin	2	0.38%
Avery	1	0.19%
Beaufort	1	0.19%
Burke	1	0.19%
Carteret	1	0.19%
Chowan	1	0.19%
Cleveland	1	0.19%
Dare	1	0.19%
Duplin	1	0.19%
Haywood	1	0.19%
Jackson	1	0.19%
Lee	1	0.19%
Wilkes	1	0.19%
Grand Total	528	100.00%

NC811, April 2017: 528 Damage Events in 49 Counties



Read all about it!

Did you know that NC811 has a news blog? Every time we publish a press release a copy is posted here for all to see. So next time you are in the app, take a second to see what's happening at NC811.



Help us celebrate the excitement of Lowe's commitment to keeping communities safe. Over 1.5 million tree wraps are showing up in Lowe's garden centers across the nation with a reminder to Call or Click 811 Before You Dig.

Snap your best selfie with a Lowe's tree wrap and you could be the winner of a **\$100 Lowe's gift card** each month from May til September 2017. 4 random winners will be selected each month.

How to enter

1. Visit a local Lowe's Garden Center nearest you.
2. Snap a selfie with the "811" Call or Click Before You Dig logo on the tree wrap.
3. Post the photo on Facebook or Twitter and use the hashtag #811Lowe's. Also, be sure to note what state you are from in your post.

Visit the official Facebook page for this contest: [@811SafeDiggingSelfieContest](https://www.facebook.com/811SafeDiggingSelfieContest)

www.811selfiecontest.com



Save the Date



MOCK LINE STRIKE
EDUCATION THROUGH DEMONSTRATION

September 13th 2017
NC State Fairgrounds &
Kerr Scott Building
1025 Blue Ridge Rd,
Raleigh, NC 27607



Let's learn more about NC811 Ticket Types

BURIED
TELEPHONE
CABLE

BURIED
SEWER

BURIED
GAS
LINE

BURIED
WATER

BURIED
ELECTRIC
CABLE



NC Underground Damage Prevention Review Board Meetings

Located at: 2550 Operations Way, Raleigh, NC.

On the corner of Operations Way and Westinghouse Blvd.

- July 18, 2017 - 10am to 4pm
- October 17, 2017 - 10am to 4pm

NC811 Holiday Schedule

HOLIDAY	DATE	DAY OF WEEK
Memorial Day	May 29	Monday
Independence Day	July 4	Tuesday
Labor Day	September 4	Monday
*Veterans Day	November 10	Friday
Thanksgiving	November 23	Thursday
*Thanksgiving Day After	November 24	Friday
Christmas Eve & Christmas Day	December 25 & December 26	Monday / Tuesday
*Christmas Day After	December 27	Wednesday

*All above holidays are excluded from the three working day notice. * Denotes Observed Holidays. NC811 will be open to accept all locate requests on observed holidays. The observed holiday is excluded from the three working day notice as well.*



2017 NC811 Board Meetings



2Q17

July 21, 2017
The 1927 Lake Lure
Inn and Spa
Lake Lure, NC

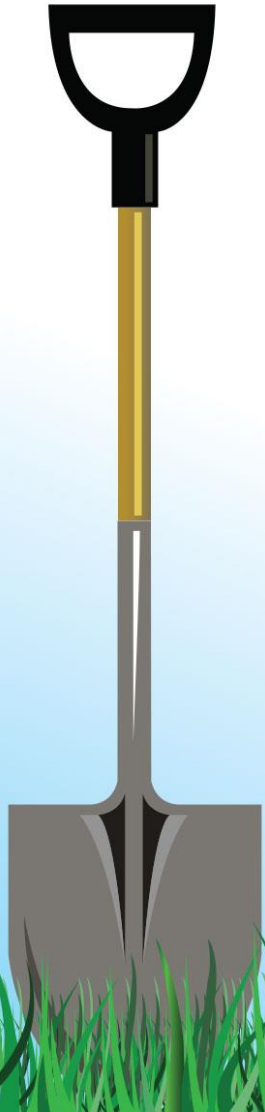
3Q17

October 20, 2017
Double Tree
New Bern, NC



For booking info, contact Tonya Hargraves: tonya@nc811.org

2017 State UCC Meetings



PSNC Energy

Tue, July 11, 2017

10am – 12pm

15 Overland Industrial Blvd.,
Asheville, NC 28806

PSNC Energy

Tue, Sept. 12, 2017

10am – 12pm

1801 Trinity Church Rd.,
Concord, NC 28027





**Thank you for your time and attention.
You can get a PDF copy of this presentation
on www.ncucc.org**



Use the UCC Issues form to voice your concerns to both local and state level UCC meetings in North Carolina. Available on both the NCUCC website and the NC811 app.