



Harnett/Johnston UCC

April 18, 2017

NCUCC 75th Anniversary

NCUCC Playing Cards & T-Shirts are here!
Get yours now.



April is National Safe Digging Month



Get the toolkit and help us promote safe digging month.

www.nc811.org/safe-digging-month.html



STATISTICS

PERCENTS

ANALYTICS

BUTTON



Locate Requests & Transmissions

March 2017 vs 2016

YTD Totals 2017

Tickets

2017: 172,850

2016: 173,038

Difference: - 0.1%

Tickets: 467,520

+ 7.6% over 2016

Transmissions

2017: 985,116

2016: 914,934

Difference: + 7.7%

Transmissions: 2,642,462

+ 14.5% over 2016

County Ticket Volume



North Carolina 811
www.nc811.org

County Ticket Volume

March 2016 Stats Compared with March 2017



HARNETT	Type Ticket							% Measured against Total Tickets				
	3 HR	CNCL	NEW	RXMT	UPDT	TOTAL		% 3 HR	% CNCL	% NEW	% RXMT	% UPDT
2016	21	22	1040	25	280	1388	2016	1.5%	1.6%	74.9%	1.8%	20.2%
2017	108	14	1568	25	407	2122	2017	5.1%	0.7%	73.9%	1.2%	19.2%
+/- Var	414.3%	-36.4%	50.8%	0.0%	45.4%	52.9%	Diff +/-	3.6%	-0.9%	-1.0%	-0.6%	-1.0%

County Ticket Volume

March 2016 Stats Compared with March 2017



JOHNSTON	Type Ticket							% Measured against Total Tickets				
	3 HR	CNCL	NEW	RXMT	UPDT	TOTAL		% 3 HR	% CNCL	% NEW	% RXMT	% UPDT
2016	42	27	2393	45	253	2760	2016	1.5%	1.0%	86.7%	1.6%	9.2%
2017	26	40	2402	39	557	3064	2017	0.8%	1.3%	78.4%	1.3%	18.2%
+/- Var	-38.1%	48.1%	0.4%	-13.3%	120.2%	11.0%	Diff +/-	-0.7%	0.3%	-8.3%	-0.3%	9.0%

County Ticket Volume

YTD 2016 stats compared with YTD 2017



		Type Ticket					% Measured against Total Tickets					
HARNETT	3 HR	CNCL	NEW	RXMT	UPDT	TOTAL		% 3 HR	% CNCL	% NEW	% RXMT	% UPDT
2016	35	41	2789	48	853	3766	2016	0.9%	1.1%	74.1%	1.3%	22.7%
2017	122	54	3222	67	795	4260	2017	2.9%	1.3%	75.6%	1.6%	18.7%
+/- Var	248.6%	31.7%	15.5%	39.6%	-6.8%	13.1%	Diff +/-	2.0%	0.2%	1.0%	0.3%	-4.0%

Work Days	Total Tickets	Average Locates Per Day
63	4260	68

County Ticket Volume

YTD 2016 stats compared with YTD 2017



JOHNSTON	Type Ticket							% Measured against Total Tickets				
	3 HR	CNCL	NEW	RXMT	UPDT	TOTAL		% 3 HR	% CNCL	% NEW	% RXMT	% UPDT
2016	86	76	5868	89	824	6943	2016	1.2%	1.1%	84.5%	1.3%	11.9%
2017	76	106	6337	144	1529	8192	2017	0.9%	1.3%	77.4%	1.8%	18.7%
+/- Var	-11.6%	39.5%	8.0%	61.8%	85.6%	18.0%	Diff +/-	-0.3%	0.2%	-7.1%	0.5%	6.8%

Work Days	Total Tickets	Average Locates Per Day
63	8192	130

County Ticket Distribution

HARNETT	2122
ANDERSON CREEK	214
ANGIER	192
BARBECUE	124
BOONE TRAIL	1
BROADWAY	41
BUIES CREEK	30
BUNNLEVEL	198
CHALYBEATE SPRINGS	14
COATS	36
COKESBURY	3
DUNCAN	7
DUNN	236
ERWIN	67
FLAT BRANCH	1
JOHNSONVILLE	20
KIPLING	68
LILLINGTON	687
OLIVIA	22
OVERHILLS	7
PINEVIEW	16
RAWLS	2
SPOUT SPRINGS	136



County Ticket Distribution

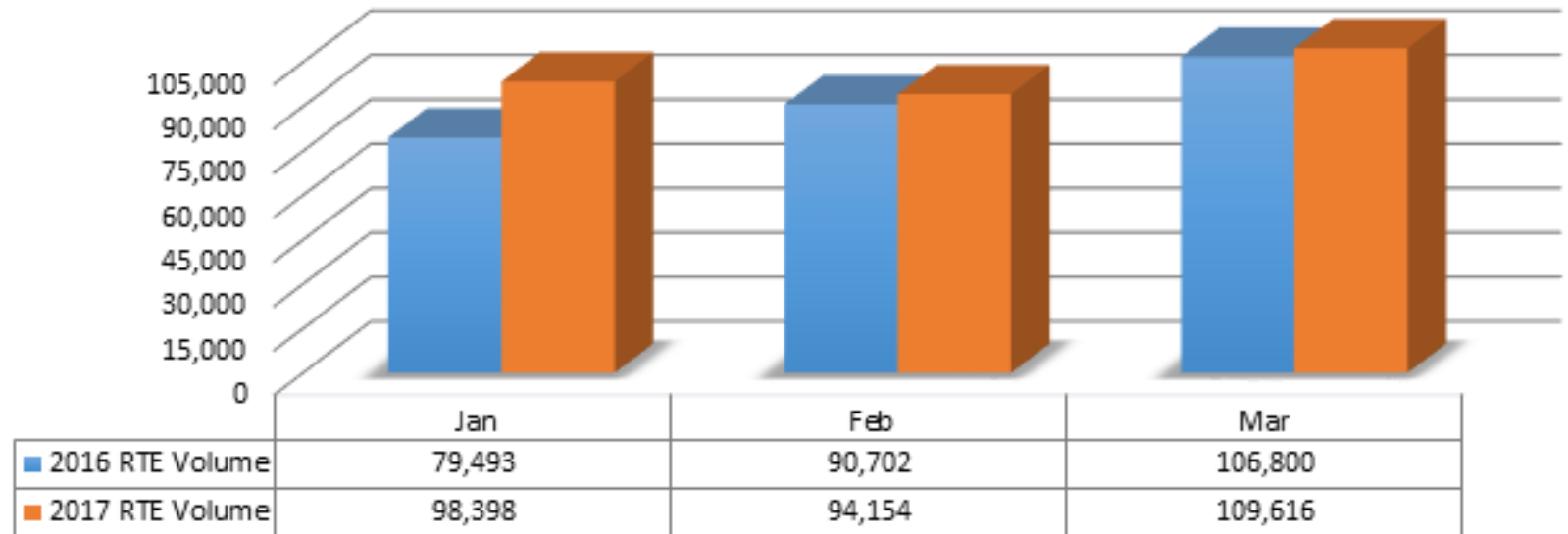
JOHNSTON	3064
ALLENS CROSSROADS	1
ARCHER LODGE	69
BENSON	212
BENTONVILLE	11
CLAYTON	1608
CORINTH HOLDERS	12
DRUG STORE	37
EARPSBORO	3
EMIT	4
FLOWERS	1
FOUR OAKS	96
JOHNSON CROSSROADS	1
KENLY	93
MCGEE CROSSROADS	42
MEADOW	16
MICRO	15
PINE LEVEL	21
PRINCETON	72
SELMA	315
SMITHFIELD	206
WEST SMITHFIELD	1
WILLOW SPRINGS	125
WILSONS MILLS	58
ZEBULON	45



Remote Ticket Entry

Total Tkt Summary	172,850
In-House Tkt Summary	63,234
RTE Ticket Summary; incl. UL	109,616
RTE Ticket Summary; excl. UL	46,382
RTE % Volume; excl. UL	53.64%
RTE % Volume	63.42%

RTE Volume 2017 vs 2016





Incidents

Data

By County

County	Events	% of Grand Total
Alamance	7	1.07%
Alexander	1	0.15%
Anson	1	0.15%
Brunswick	18	2.76%
Buncombe	15	2.30%
Burke	2	0.31%
Cabarrus	17	2.60%
Caldwell	3	0.46%
Carteret	1	0.15%
Catawba	4	0.61%
Chatham	10	1.53%
Cleveland	5	0.77%
Craven	2	0.31%
Cumberland	11	1.68%
Dare	3	0.46%
Davidson	13	1.99%
Davie	1	0.15%
Durham	47	7.20%
Forsyth	26	3.98%
Gaston	11	1.68%
Granville	4	0.61%
Guilford	16	2.45%
Harnett	5	0.77%
Henderson	5	0.77%
Iredell	10	1.53%
Johnston	18	2.76%

Lee	1	0.15%
Lenoir	1	0.15%
Lincoln	2	0.31%
McDowell	1	0.15%
Mecklenburg	173	26.49%
Moore	2	0.31%
New Hanover	10	1.53%
Onslow	2	0.31%
Orange	6	0.92%
Pender	7	1.07%
Pitt	3	0.46%
Polk	1	0.15%
Randolph	1	0.15%
Richmond	1	0.15%
Rockingham	3	0.46%
Rowan	6	0.92%
Rutherford	1	0.15%
Sampson	1	0.15%
Stanly	1	0.15%
Surry	2	0.31%
Union	21	3.22%
Vance	1	0.15%
Wake	140	21.44%
Watauga	2	0.31%
Wayne	1	0.15%
Wilson	7	1.07%
Grand Total	653	100.00%


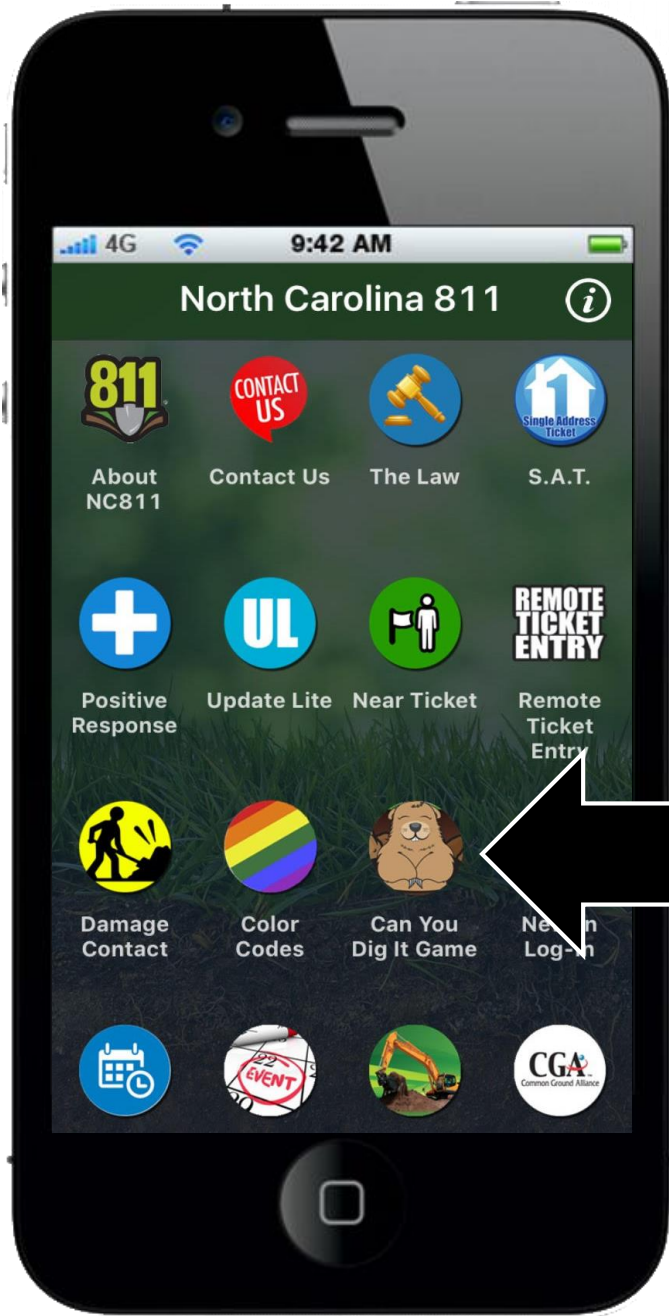


New Members

So far in 2017 NC811 has welcomed 15 new members.

13 utilities and 2 associate members.

If you need information on how to become a member of NC811 visit: www.nc811.org/member-services.html



For the month of April we have added a button on the NC811 app for the "Can you dig it?" game. All month long visit the game and dig for prizes.

For more information on the game visit: safedigging.me

Join us at the ballpark

with  Piedmont
Natural Gas

Wednesday, April 19th
5pm – 8pm
324 S Mint St,
Charlotte, NC 28202



C H A R L O T T E
KNIGHTS™

2017 NC811 Fire Station Marquee Challenge



Enter to win **\$1,000**

<http://www.nc811.org/marqueechallenge.html>

811 and Lowe's have collaborated to share the Call Before You Dig message on their tree wraps. Visit any Lowe's store nationwide at 1,840 locations.

#811Lowe's

1.5 Million tree wraps



**Know what's below.
Call before you dig.**

811 and Lowe's are teaming up for safety!

Lowe's has partnered with 811 to share the "Call Before You Dig" message. Each tree in their Garden Center now has 811 on the wrap.

#811Lowe's



NC Underground Damage Prevention Review Board Meetings

Located at: 2550 Operations Way, Raleigh, NC.
On the corner of Operations Way and
Westinghouse Blvd.



- **July 18, 2017 - 10am to 4pm**
- **October 17, 2017 - 10am to 4pm**

NC811 Holiday Schedule

HOLIDAY	DATE	DAY OF WEEK
Good Friday	April 14	Friday
Memorial Day	May 29	Monday
Independence Day	July 4	Tuesday
Labor Day	September 4	Monday
*Veterans Day	November 10	Friday
Thanksgiving	November 23	Thursday
*Thanksgiving Day After	November 24	Friday
Christmas Eve & Christmas Day	December 25 & December 26	Monday / Tuesday
*Christmas Day After	December 27	Wednesday

*All above holidays are excluded from the three working day notice. * Denotes Observed Holidays. NC811 will be open to accept all locate requests on observed holidays. The observed holiday is excluded from the three working day notice as well.*

2017 NC811 Board Meetings



1Q17

April 21, 2017
Chetola Resort
Blowing Rock, NC

2Q17

July 21, 2017
The 1927 Lake Lure
Inn and Spa
Lake Lure, NC

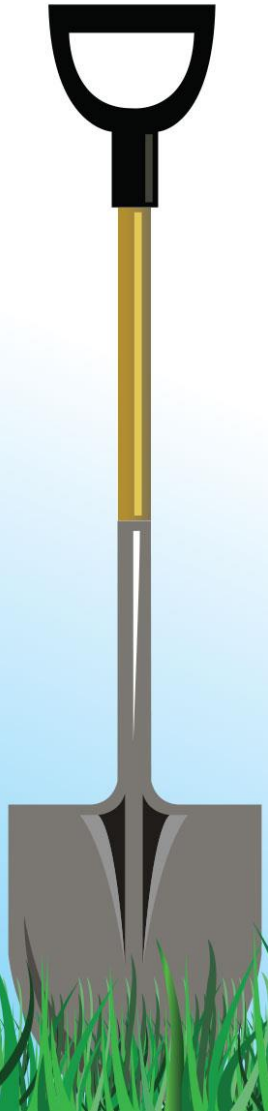


For booking info, contact Tonya Hargraves: tonya@nc811.org

2017 State UCC Meetings



PSNC Energy
Tue, July 11, 2017
10am – 12pm
15 Overland Industrial
Blvd, Asheville, NC 28806





**Thank you for your time and attention.
You can get a PDF copy of this presentation
on www.ncucc.org**



Use the UCC Issues form to voice your concerns to both local and state level UCC meetings in North Carolina. Available on both the NCUCC website and the NC811 app.