

UCC Sign-In Sheet

County: Charles - Police Date: 5/12/17

[illegible]



May 2017
Henderson-Polk-Trans. UCC

Photo taken in Louisburg, NC

WE DIG DATA

Just take a look

Locate Requests & Transmissions

Apr. 2017 vs 2016

Tickets

2017: 156,103

2016: 161,633

Difference: -3.4%

Transmissions

2017: 889,980

2016: 862,864

Difference: 3.1%

YTD Totals 2017

Tickets: 623,623

4.6% over 2016

Transmissions: 3,532,442

5.7% over 2016

County Ticket Volume



County Ticket Volume

YTD stats compared with previous year



Type Ticket							% Measured against Total Tickets					
Henderson	3 HR	CNCL	NEW	RXMT	UPDT	Total Tickets		% 3HR	% CNCL	% NEW	% RXMT	% UPDT
2016	30	79	3989	88	1656	5842	2016	0.5%	1.4%	68.3%	1.5%	28.3%
2017	61	26	4768	90	1029	5974	2017	1.0%	0.4%	79.8%	1.5%	17.2%
+/- Var	103.3%	-67.1%	19.5%	2.3%	-37.9%	2.3%	Diff +/-	0.5%	-0.9%	11.5%	0.0%	-11.1%
				Avg Locates per Day		73						
Transylvania	3 HR	CNCL	NEW	RXMT	UPDT	Total Tickets		% 3HR	% CNCL	% NEW	% RXMT	% UPDT
2016	7	10	1220	12	120	1369	2016	0.5%	0.7%	89.1%	0.9%	8.8%
2017	6	40	1259	19	308	1632	2017	0.4%	2.5%	77.1%	1.2%	18.9%
+/- Var	-14.3%	300.0%	3.2%	58.3%	156.7%	19.2%	Diff +/-	-0.1%	1.7%	-12.0%	0.3%	10.1%
				Avg Locates per Day		20						
Polk	3 HR	CNCL	NEW	RXMT	UPDT	Total Tickets		% 3HR	% CNCL	% NEW	% RXMT	% UPDT
2016	17	16	937	21	836	1827	2016	0.9%	0.9%	51.3%	1.1%	45.8%
2017	14	23	877	42	255	1211	2017	1.2%	1.9%	72.4%	3.5%	21.1%
+/- Var	-17.6%	43.8%	-6.4%	100.0%	-69.5%	-33.7%	Diff +/-	0.2%	1.0%	21.1%	2.3%	-24.7%
				Avg Locates per Day		15						

County Ticket Volume

2017 Stats Compared with 2016



April		Type Ticket						% Measured against Total Tickets					
		3 HR	CNCL	NEW	RXMT	UPDT	Total Tickets		% 3HR	% CNCL	% NEW	% RXMT	% UPDT
Henderson													
	2016	9	18	1134	30	438	1629	2016	0.6%	1.1%	69.6%	1.8%	26.9%
	2017	14	4	1172	23	230	1443	2017	1.0%	0.3%	81.2%	1.6%	15.9%
	+/- Var	55.6%	-77.8%	3.4%	-23.3%	-47.5%	-11.4%	Diff +/-	0.4%	-0.8%	11.6%	-0.2%	-10.9%
					Avg Locates per Day		76						
Transylvania													
	2016	2	4	377	5	49	437	2016	0.5%	0.9%	86.3%	1.1%	11.2%
	2017	1	3	304	9	68	385	2017	0.3%	0.8%	79.0%	2.3%	17.7%
	2017	-50.0%	-25.0%	-19.4%	80.0%	38.8%	-11.9%	Diff +/-	-0.2%	-0.1%	-7.3%	1.2%	6.4%
					Avg Locates per Day		20						
Polk													
	2016	3	6	181	6	221	417	2016	0.7%	1.4%	43.4%	1.4%	53.0%
	2017	6	19	284	21	85	415	2017	1.4%	4.6%	68.4%	5.1%	20.5%
	2017	100.0%	216.7%	56.9%	250.0%	-61.5%	-0.5%	Diff +/-	0.7%	3.1%	25.0%	3.6%	-32.5%
					Avg Locates per Day		22						

County Ticket Distribution

HENDERSON	1443
BAT CAVE	4
BLUE RIDGE	2
EAST FLAT ROCK	31
EDNEYVILLE	37
ETOWAH	36
FLAT ROCK	148
FLETCHER	204
GERTON	2
GRIMESDALE	1
HENDERSONVILLE	787
HORSE SHOE	13
LAUREL PARK	18
MILLS RIVER	117
MOUNTAIN HOME	5
NAPLES	3
SALUDA	13
VALLEY HILL	3
ZIRCONIA	19

County Ticket Distribution

TRANSYLVANIA	385
BALSAM GROVE	10
BLANTYRE	2
BREVARD	202
CEDAR MOUNTAIN	53
CONNESTEE	1
DUNNS ROCK	3
EAST FORK	3
LAKE TOXAWAY	42
LITTLE RIVER	2
PENROSE	12
PISGAH FOREST	28
ROSMAN	11
SAPPHIRE	15
TOXAWAY FALLS	1

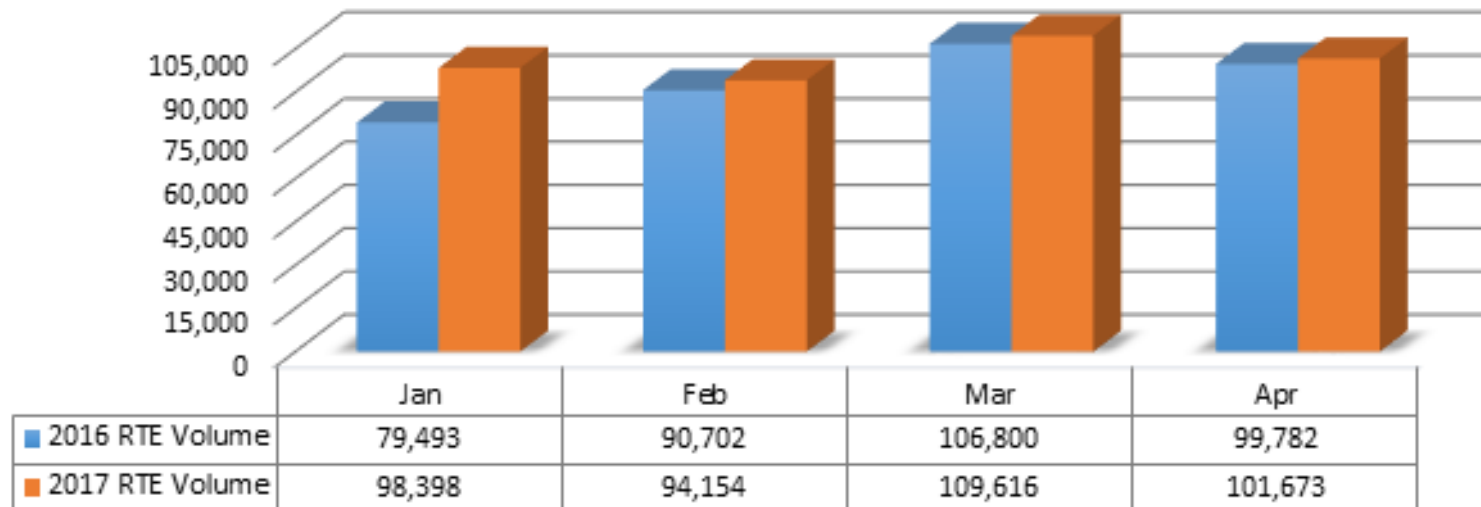
County Ticket Distribution

POLK	415
COLUMBUS	91
GREEN CREEK	12
MILL SPRING	155
SALUDA	96
SANDY PLAINS	1
SUNNY VIEW	1
TRYON	59

Remote Ticket Entry

Total Tkt Summary	156,103
In-House Tkt Summary	54,430
RTE Ticket Summary; incl. UL	101,673
RTE Ticket Summary; excl. UL	86,264
RTE % Volume; excl. UL	55.26%
RTE % Volume	65.13%

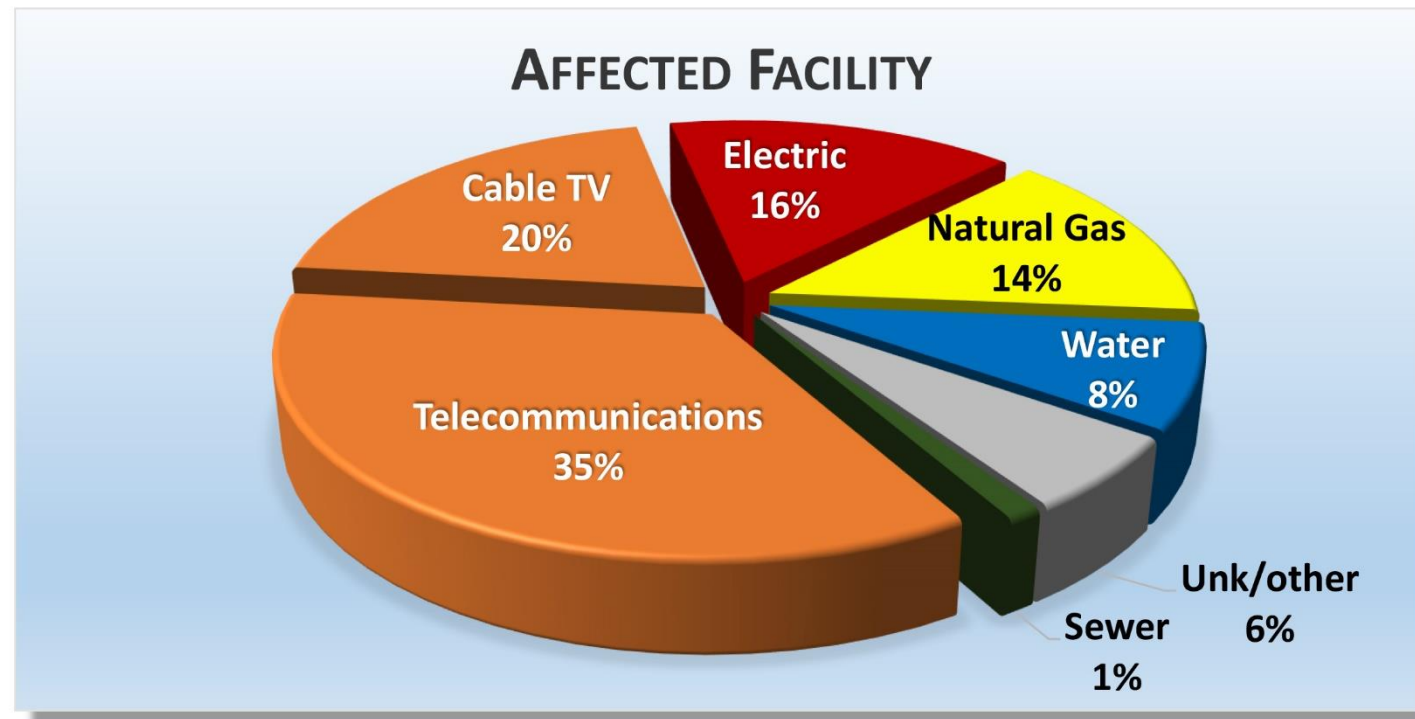
RTE Volume 2017 vs 2016



A photograph of a construction site. In the foreground, a worker in a white hard hat, a high-visibility yellow vest over an orange shirt, and khaki pants is seen from behind, looking towards a black metal fence. A large orange pipe is being moved or positioned behind the fence. In the background, another worker in a white hard hat and a high-visibility yellow vest over a blue shirt is standing near some orange traffic cones. The scene is outdoors with trees in the background. A semi-transparent white banner with the text "Incident Report" is overlaid on the right side of the image.

Incident Report

Affected Facility	Events	% of Grand Total
Telecommunications	185	35.04%
Cable TV	106	20.08%
Electric	82	15.53%
Natural Gas	74	14.02%
Water	44	8.33%
Unknown/Other	31	5.87%
Sewer	6	1.14%
Grand Total	528	100.00%



NC811, April 2017: 528 Damage Events in 49 Counties

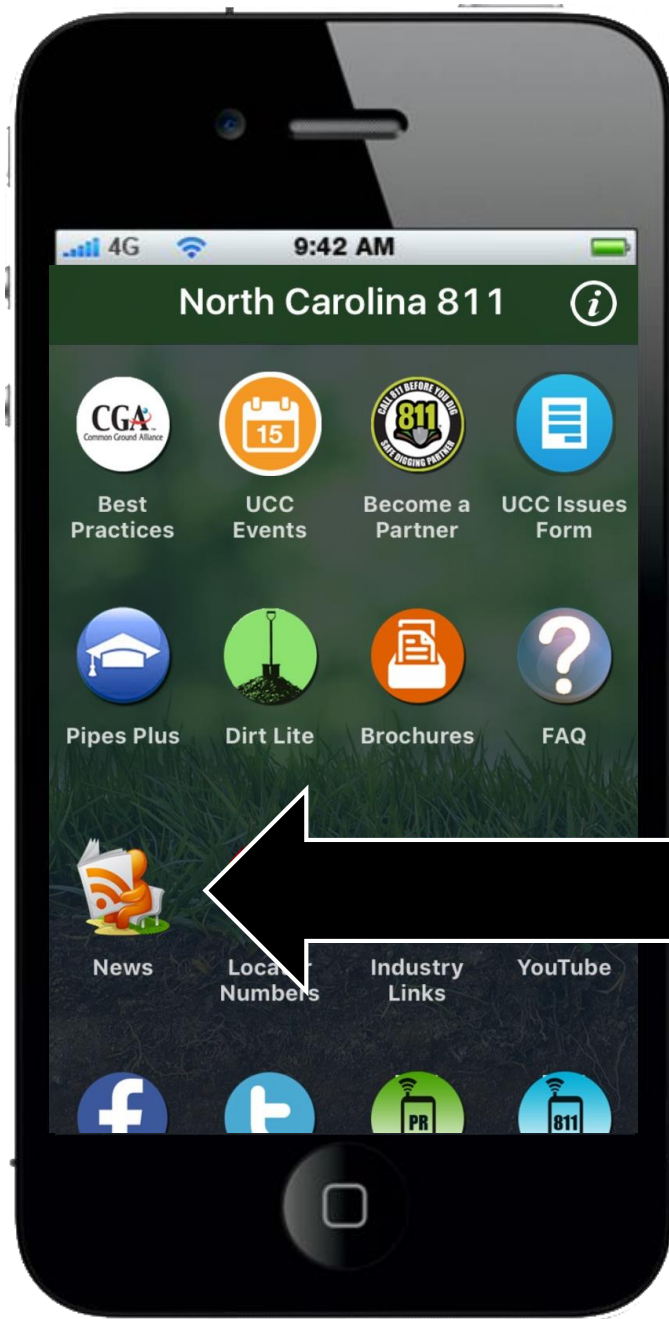
By Events

County	Events	% of Grand Total
Mecklenburg	156	29.55%
Wake	109	20.64%
Durham	30	5.68%
Guilford	21	3.98%
Union	18	3.41%
Orange	16	3.03%
Cabarrus	14	2.65%
Forsyth	14	2.65%
Iredell	13	2.46%
Buncombe	12	2.27%
Alamance	10	1.89%
Henderson	10	1.89%
Cumberland	8	1.52%
Johnston	8	1.52%
Brunswick	7	1.33%
New Hanover	7	1.33%
Davidson	6	1.14%
Chatham	5	0.95%
Pitt	5	0.95%
Gaston	4	0.76%
Harnett	4	0.76%
Lincoln	4	0.76%
Catawba	3	0.57%
Currituck	3	0.57%
Franklin	3	0.57%



Pender	3	0.57%
Rockingham	3	0.57%
Caldwell	2	0.38%
Craven	2	0.38%
Granville	2	0.38%
Halifax	2	0.38%
Onslow	2	0.38%
Rowan	2	0.38%
Rutherford	2	0.38%
Surry	2	0.38%
Wayne	2	0.38%
Yadkin	2	0.38%
Avery	1	0.19%
Beaufort	1	0.19%
Burke	1	0.19%
Carteret	1	0.19%
Chowan	1	0.19%
Cleveland	1	0.19%
Dare	1	0.19%
Duplin	1	0.19%
Haywood	1	0.19%
Jackson	1	0.19%
Lee	1	0.19%
Wilkes	1	0.19%
Grand Total	528	100.00%

NC811, April 2017: 528 Damage Events in 49 Counties



Read all about it!

Did you know that NC811 has a news blog? Every time we publish a press release a copy is posted here for all to see. So next time you are in the app, take a second to see what's happening at NC811.



Help us celebrate the excitement of Lowe's commitment to keeping communities safe. Over 1.5 million tree wraps are showing up in Lowe's garden centers across the nation with a reminder to Call or Click 811 Before You Dig.

Snap your best selfie with a Lowe's tree wrap and you could be the winner of a **\$100 Lowe's gift card** each month from May til September 2017. 4 random winners will be selected each month.

How to enter

1. Visit a local Lowe's Garden Center nearest you.
2. Snap a selfie with the "811" Call or Click Before You Dig logo on the tree wrap.
3. Post the photo on Facebook or Twitter and use the hashtag #811Lowes. Also, be sure to note what state you are from in your post.

Visit the official Facebook page for this contest: [@811SafeDiggingSelfieContest](#)

www.811selfiecontest.com



Save the Date




MOCK LINE STRIKE
EDUCATION THROUGH DEMONSTRATION

September 13th 2017
NC State Fairgrounds &
Kerr Scott Building
1025 Blue Ridge Rd,
Raleigh, NC 27607



Let's learn more about NC811 Ticket Types





NC Underground Damage Prevention Review Board Meetings

Located at: 2550 Operations Way, Raleigh, NC.

On the corner of Operations Way and Westinghouse Blvd.

- July 18, 2017 - 10am to 4pm
- October 17, 2017 - 10am to 4pm

NC811 Holiday Schedule

HOLIDAY	DATE	DAY OF WEEK
Memorial Day	May 29	Monday
Independence Day	July 4	Tuesday
Labor Day	September 4	Monday
*Veterans Day	November 10	Friday
Thanksgiving	November 23	Thursday
*Thanksgiving Day After	November 24	Friday
Christmas Eve & Christmas Day	December 25 & December 26	Monday / Tuesday
*Christmas Day After	December 27	Wednesday

All above holidays are excluded from the three working day notice. Denotes Observed Holidays. NC811 will be open to accept all locate requests on observed holidays. The observed holiday is excluded from the three working day notice as well.*



2017 NC811 Board Meetings



2Q17

July 21, 2017
The 1927 Lake Lure
Inn and Spa
Lake Lure, NC

3Q17

October 20, 2017
Double Tree
New Bern, NC



For booking info, contact Tonya Hargraves: tonya@nc811.org

2017 State UCC Meetings



PSNC Energy

Tue, July 11, 2017

10am – 12pm

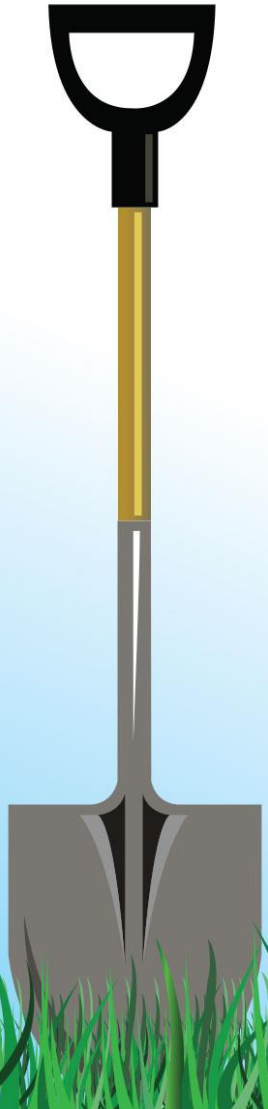
15 Overland Industrial
Blvd, Asheville, NC 28806

PSNC Energy

Tue, Sept. 12, 2017

10am – 12pm

1801 Trinity Church Rd.,
Concord, NC 28027





**Thank you for your time and attention.
You can get a PDF copy of this presentation
on www.ncucc.org**



Use the UCC Issues form to voice your concerns
to both local and state level UCC meetings in North Carolina.
Available on both the NCUCC website and the NC811 app.