



April

is National Safe
Digging Month

#NSDM



A message from our Executive Director

- Everyone acknowledges we are in unprecedented times.
- With more people working and educating their children from home, the importance of critical infrastructure including gas, electric, telecom, water and sewer has never been more important.
- NC 811 remains the communication conduit between excavators and owner/operators through this difficult time. Our ask is that there be a renewed respect for the shared responsibility and communication required to protect those critical facilities and the people who are using and working around them.
- NC 811 has taken steps to minimize our office presence and encourages everyone to follow federal and state guidelines to help flatten the curve and speed up the time to a return to normalcy.



Louis Panzer

NORTH CAROLINA 811 DATA

Locate requests, transmissions, county ticket volume and distribution



LOCATE REQUESTS & TRANSMISSIONS FOR ALL OF NC



MAR. 2019 VS 2020

TICKETS

2020: 186,642

2019: 197,224

Difference: -5.4%

TRANSMISSIONS

2020: 1,074,435

2019: 1,056,430

Difference: 1.7%



YEAR-TO-DATE

TICKETS

2020: 514,693

2019: 552,227

Difference: -6.8%

TRANSMISSIONS

2020: 2,985,864

2019: 3,004,509

Difference: - 0.6%

COUNTY TICKET VOLUME

YTD stats compared with previous year

Henderson	3 HR	CNCL	NEW	RXMT	UPDT	Total Tickets
2019	192	35	4006	150	1831	6214
2020	140	20	3590	119	2004	5873
+/- Var	-27.1%	-42.9%	-10.4%	-20.7%	9.4%	-5.5%
Avg Locates per Day						92

COUNTY TICKET VOLUME

YTD stats compared with previous year

Polk	3 HR	CNCL	NEW	RXMT	UPDT	Total Tickets
2019	85	8	834	40	707	1674
2020	28	8	668	55	170	929
+/- Var	-67.1%	0.0%	-19.9%	37.5%	-76.0%	-44.5%
Avg Locates per Day						15

COUNTY TICKET VOLUME

YTD stats compared with previous year

Transylvania	3 HR	CNCL	NEW	RXMT	UPDT	Total Tickets
2019	6	12	960	40	237	1255
2020	12	10	953	43	352	1370
+/- Var	100.0%	-16.7%	-0.7%	7.5%	48.5%	9.2%
Avg Locates per Day						21

COUNTY TICKET VOLUME

2020 stats compared with 2019

Henderson	3 HR	CNCL	NEW	RXMT	UPDT	Total Tickets
2019	101	15	1412	71	701	2300
2020	59	8	1351	47	556	2021
+/- Var	-41.6%	-46.7%	-4.3%	-33.8%	-20.7%	-12.1%
				Avg Locates per Day		92

COUNTY TICKET VOLUME

2020 stats compared with 2019

Polk	3 HR	CNCL	NEW	RXMT	UPDT	Total Tickets
2019	68	2	249	28	346	693
2020	5	2	208	12	41	268
+/- Var	-92.6%	0.0%	-16.5%	-57.1%	-88.2%	-61.3%
				Avg Locates per Day		12

COUNTY TICKET VOLUME

2020 stats compared with 2019

Transylvania	3 HR	CNCL	NEW	RXMT	UPDT	Total Tickets
2019	4	4	377	28	103	516
2020	3	3	333	10	94	443
+/- Var	-25.0%	-25.0%	-11.7%	-64.3%	-8.7%	-14.1%
				Avg Locates per Day		20

COUNTY TICKET DISTRIBUTION

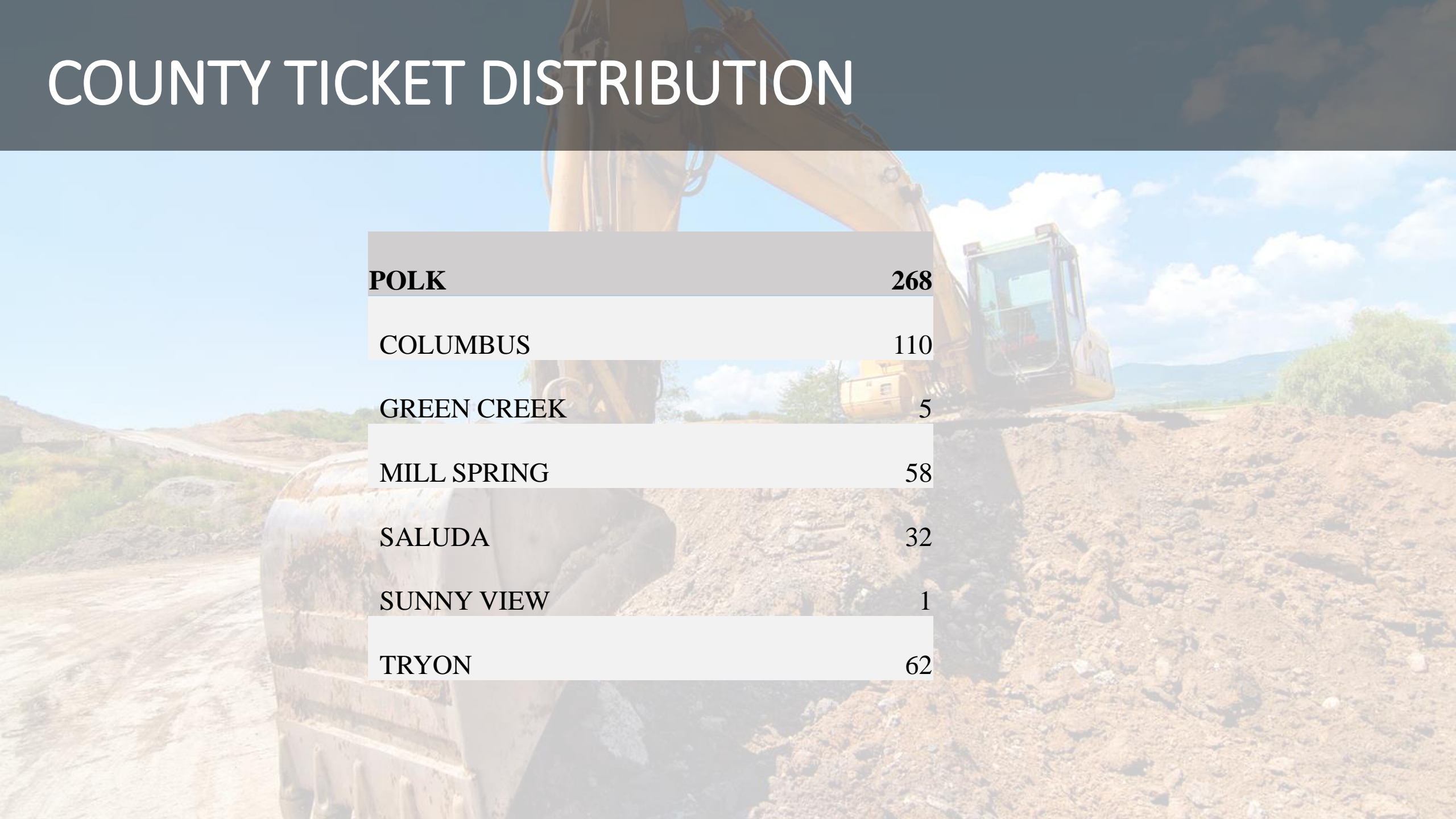
HENDERSON 2021

BALFOUR	12
BARKER HEIGHTS	1
BAT CAVE	2
DANA	7
EAST FLAT ROCK	28
EDNEYVILLE	12
ETOWAH	58
FLAT ROCK	100
FLETCHER	331
FRUITLAND	2
GERTON	7

HENDERSONVILLE 1212

HOOPERS CREEK	4
HORSE SHOE	12
LAUREL PARK	32
MILL CORNER	1
MILLS RIVER	151
MOUNTAIN HOME	4
RUGBY	1
SALUDA	15
VALLEY HILL	4
ZIRCONIA	25

COUNTY TICKET DISTRIBUTION



POLK	268
COLUMBUS	110
GREEN CREEK	5
MILL SPRING	58
SALUDA	32
SUNNY VIEW	1
TRYON	62

COUNTY TICKET DISTRIBUTION

TRANSYLVANIA	443
BALSAM GROVE	4
BLANTYRE	2
BREVARD	234
CEDAR MOUNTAIN	20
DUNNS ROCK	3
EAST FORK	2
LAKE TOXAWAY	44
LITTLE RIVER	2
PENROSE	7
PISGAH FOREST	88
PISGAH SHADOWS	1
QUEBEC	2
ROSMAN	19
SAPPHIRE	14
SELICA	1

2020

CALENDAR OF EVENTS






All April UCC onsite meetings are canceled. Other online options are being explored at this time.

April 20 - 26, 2020



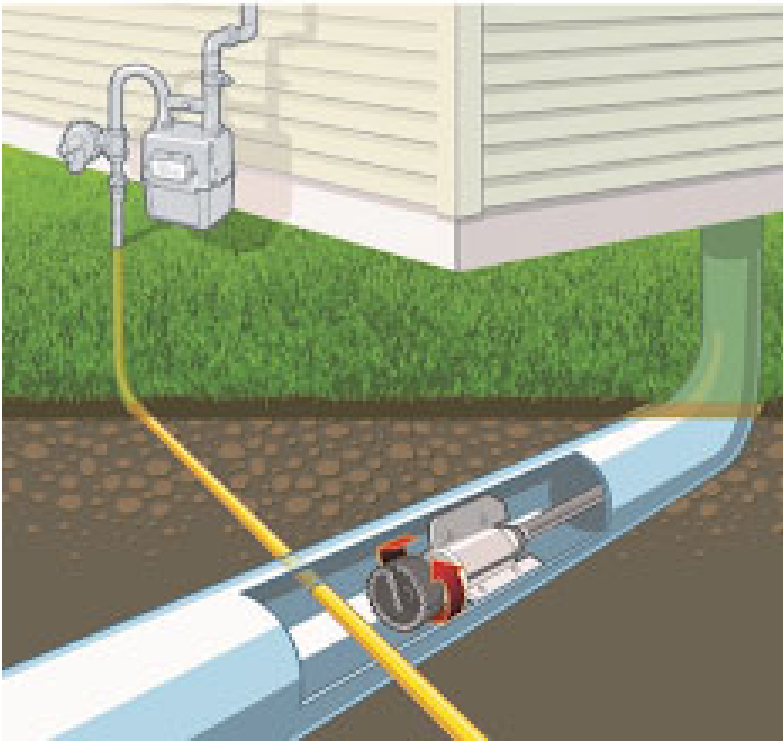
LSAW addresses the need to keep our locators safe on the job. Take the opportunity during this week to acknowledge the locators you work with and let them know how much you appreciate the difficult, challenging, and sometimes dangerous work they do protecting our underground utilities. Locator Safety Awareness Week takes place in the last full week of April.

NC811 Board Meeting



The physical meeting has been canceled. A virtual meeting has been scheduled in its place.

Flushing Wipes can be dangerous (seriously)!



This is from the Cross Bore Safety Association: We are seeing reports that the surface anti viral wipes, such as Lysol wipes, are being flushed down toilets This is causing more plugged sewers and pumping systems, including the sewer system pump stations. Since drain cleaning such as roto rooter work with cutting tools “activates” the risk from cross bores. We need to get the word out to the public ASAP.

JOIN US at the
**2020 Joint NC/SC
UCC Conference**

May 6th thru 8th in Cherokee



CANCELLED

Joint NC/SC Utilities



Coordinating Committee Conference

THE NC811 EDUCATION TEAM



HOWARD COREY
EDUCATION LIAISON
EASTERN REGION



TAMI STOUT
EDUCATION LIAISON
SOUTHWEST REGION



BRIAN MOREHOUSE
EDUCATION LIAISON
WESTERN REGION



ANN RUSHING
EDUCATION MANAGER



PARRISH REDDICK
EDUCATION LIAISON
PIEDMONT REGION



STEVEN MOORE
MEDIA RELATION SPECIALIST

VISIT NCUCC.ORG



Use the UCC Issues form to voice your concerns to both local and state level UCC meetings in North Carolina. Available on both the NCUCC website and the NC811 app.