

UCC Sign-In Sheet

County: Hoke Date: 7 / 20 / 2017

Name	Company	Email	Phone Number
Jeff Taylor	Piedmont Natural Gas	mark.taylor@piedmontng.com	910-301-1097
Brandon Singletary	Piedmont Natural Gas	Brandon.Singletary@piedmontng.com	910 624 9786
Ryan Smith	Piedmont Natural Gas	Danielr.smith@piedmontng.com	910-709-7424
Bobby JACOBS	Piedmont NATURAL GAS	Bobby.JACOBS@piedmontng.com	910-36-6851
ISAIAH BRANTLEY	Piedmont Natural Gas	ISAIAH.BRANTLEY@piedmontng.com	910-303-0551
Bill Floyd	Piedmont NATURAL GAS	William.Floyd@piedmontng.com	910-309-3069
John Herring	Spectrum/Charter	John.herring@charter.com	910-401-5027
JAMIE YOW	NCDOT -	jdyou@ncdot.gov	910-944-2344
LEE PARRIS	NCDOT	SPARRIS2@ncdot.gov	910-417-9411
MIKE DEAN	Hoke Co.	mdean@hokecounty.org	910-308-0756
LARRY McCosmick	USIC	Mc110-Fell023@yahoo.com	910-619-4325
Ronnie Taylor	USIC	Ronnie.Taylor@usicllc.com	910-619-3965
Randel Jacobs	City of Raeford	rjacobs@raefordnc.org	910 580 8982
Doug Browning	Hoke Co.	dbrowning@HokeCounty,NC	910-751-6070
Hilton W Villines	Hoke Co.	H.Villines@hokecounty.org	910-848-0835
Laura Sterling	Hoke Co.	lsterling@hokecounty.org	910-848-0835
Doug Ward	Piedmont NAT. GAS	douglas.ward@piedmontng.com	910-321-2900



Hoke/Scotland UCC

April 20, 2017

NCUCC 75th Anniversary

NCUCC Playing Cards & T-Shirts are here!
Get yours now.



April is National Safe Digging Month



Get the toolkit and help us promote safe digging month.

www.nc811.org/safe-digging-month.html

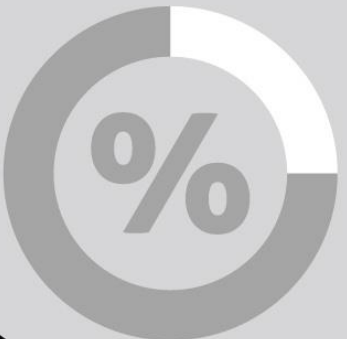


STATISTICS

PERCENTS

ANALYTICS

BUTTON



Locate Requests & Transmissions

March 2017 vs 2016

YTD Totals 2017

Tickets

2017: 172,850

2016: 173,038

Difference: - 0.1%

Tickets: 467,520

+ 7.6% over 2016

Transmissions

2017: 985,116

2016: 914,934

Difference: + 7.7%

Transmissions: 2,642,462

+ 14.5% over 2016

County Ticket Volume



North Carolina 811
www.nc811.org

County Ticket Volume

March 2016 Stats Compared with March 2017



HOKE	Type Ticket							% Measured against Total Tickets				
	3 HR	CNCL	NEW	RXMT	UPDT	TOTAL		% 3 HR	% CNCL	% NEW	% RXMT	% UPDT
2016	3	9	388	7	46	453	2016	0.7%	2.0%	85.7%	1.5%	10.2%
2017	2	5	380	3	51	441	2017	0.5%	1.1%	86.2%	0.7%	11.6%
+/- Var	-33.3%	-44.4%	-2.1%	-57.1%	10.9%	-2.6%	Diff +/-	-0.2%	-0.9%	0.5%	-0.8%	1.4%

County Ticket Volume

March 2016 Stats Compared with March 2017



SCOTLAND	Type Ticket							% Measured against Total Tickets				
	3 HR	CNCL	NEW	RXMT	UPDT	TOTAL		% 3 HR	% CNCL	% NEW	% RXMT	% UPDT
2016	2	4	269	5	36	316	2016	0.6%	1.3%	85.1%	1.6%	11.4%
2017	3	3	277	2	11	296	2017	1.0%	1.0%	93.6%	0.7%	3.7%
+/- Var	50.0%	-25.0%	3.0%	-60.0%	-69.4%	-6.3%	Diff +/-	0.4%	-0.3%	8.5%	-0.9%	-7.7%

County Ticket Volume

YTD 2016 stats compared with YTD 2017



HOKE	Type Ticket						% Measured against Total Tickets					
	3 HR	CNCL	NEW	RXMT	UPDT	TOTAL	% 3 HR	% CNCL	% NEW	% RXMT	% UPDT	
2016	3	14	1113	14	162	1306	2016	0.2%	1.1%	85.2%	1.1%	12.4%
2017	11	13	1076	12	132	1244	2017	0.9%	1.0%	86.5%	1.0%	10.6%
+/- Var	266.7%	-7.1%	-3.3%	-14.3%	-18.5%	-4.7%	Diff +/-	0.7%	-0.1%	1.3%	-0.1%	-1.8%

Work Days	Total Tickets	Average Locates Per Day
63	1244	20

County Ticket Volume

YTD 2016 stats compared with YTD 2017



SCOTLAND	Type Ticket							% Measured against Total Tickets				
	3 HR	CNCL	NEW	RXMT	UPDT	TOTAL		% 3 HR	% CNCL	% NEW	% RXMT	% UPDT
2016	3	9	741	9	79	841	2016	0.4%	1.1%	88.1%	1.1%	9.4%
2017	8	5	697	7	63	780	2017	1.0%	0.6%	89.4%	0.9%	8.1%
+/- Var	166.7%	-44.4%	-5.9%	-22.2%	-20.3%	-7.3%	Diff +/-	0.6%	-0.4%	1.3%	-0.2%	-1.3%

Work Days	Total Tickets	Average Locates Per Day
63	780	12

County Ticket Distribution



HOKE	441
ANTIOCH	6
ASHLEY HEIGHTS	5
FIVE POINTS	1
RAEFORD	401
RED SPRINGS	9
ROCKFISH	18
TIMBERLAND	1

County Ticket Distribution

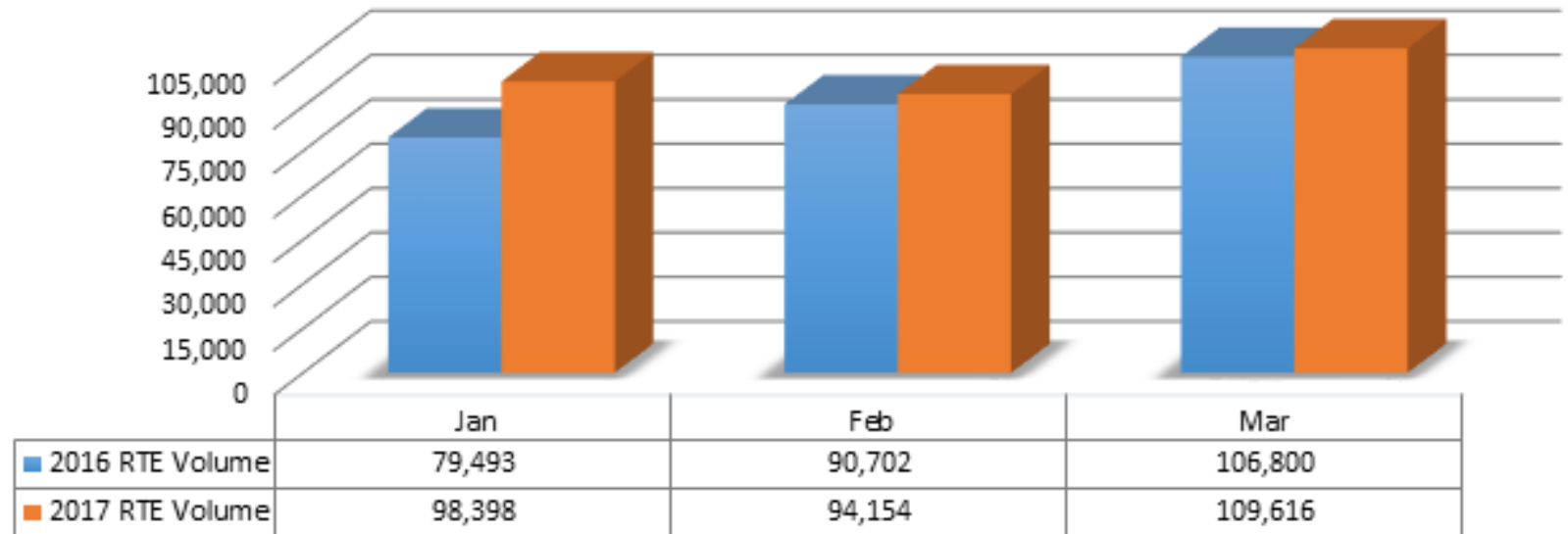


SCOTLAND	296
EAST LAURINBURG	4
GIBSON	21
LAUREL HILL	38
LAURINBURG	209
MAXTON	12
SPRING HILL	2
WAGRAM	10

Remote Ticket Entry

Total Tkt Summary	172,850
In-House Tkt Summary	63,234
RTE Ticket Summary; incl. UL	109,616
RTE Ticket Summary; excl. UL	46,382
RTE % Volume; excl. UL	53.64%
RTE % Volume	63.42%

RTE Volume 2017 vs 2016





Incidents Data

By
County

County	Events	% of Grand Total
Alamance	7	1.07%
Alexander	1	0.15%
Anson	1	0.15%
Brunswick	18	2.76%
Buncombe	15	2.30%
Burke	2	0.31%
Cabarrus	17	2.60%
Caldwell	3	0.46%
Carteret	1	0.15%
Catawba	4	0.61%
Chatham	10	1.53%
Cleveland	5	0.77%
Craven	2	0.31%
Cumberland	11	1.68%
Dare	3	0.46%
Davidson	13	1.99%
Davie	1	0.15%
Durham	47	7.20%
Forsyth	26	3.98%
Gaston	11	1.68%
Granville	4	0.61%
Guilford	16	2.45%
Harnett	5	0.77%
Henderson	5	0.77%
Iredell	10	1.53%
Johnston	18	2.76%

Lee	1	0.15%
Lenoir	1	0.15%
Lincoln	2	0.31%
McDowell	1	0.15%
Mecklenburg	173	26.49%
Moore	2	0.31%
New Hanover	10	1.53%
Onslow	2	0.31%
Orange	6	0.92%
Pender	7	1.07%
Pitt	3	0.46%
Polk	1	0.15%
Randolph	1	0.15%
Richmond	1	0.15%
Rockingham	3	0.46%
Rowan	6	0.92%
Rutherford	1	0.15%
Sampson	1	0.15%
Stanly	1	0.15%
Surry	2	0.31%
Union	21	3.22%
Vance	1	0.15%
Wake	140	21.44%
Watauga	2	0.31%
Wayne	1	0.15%
Wilson	7	1.07%
Grand Total	653	100.00%

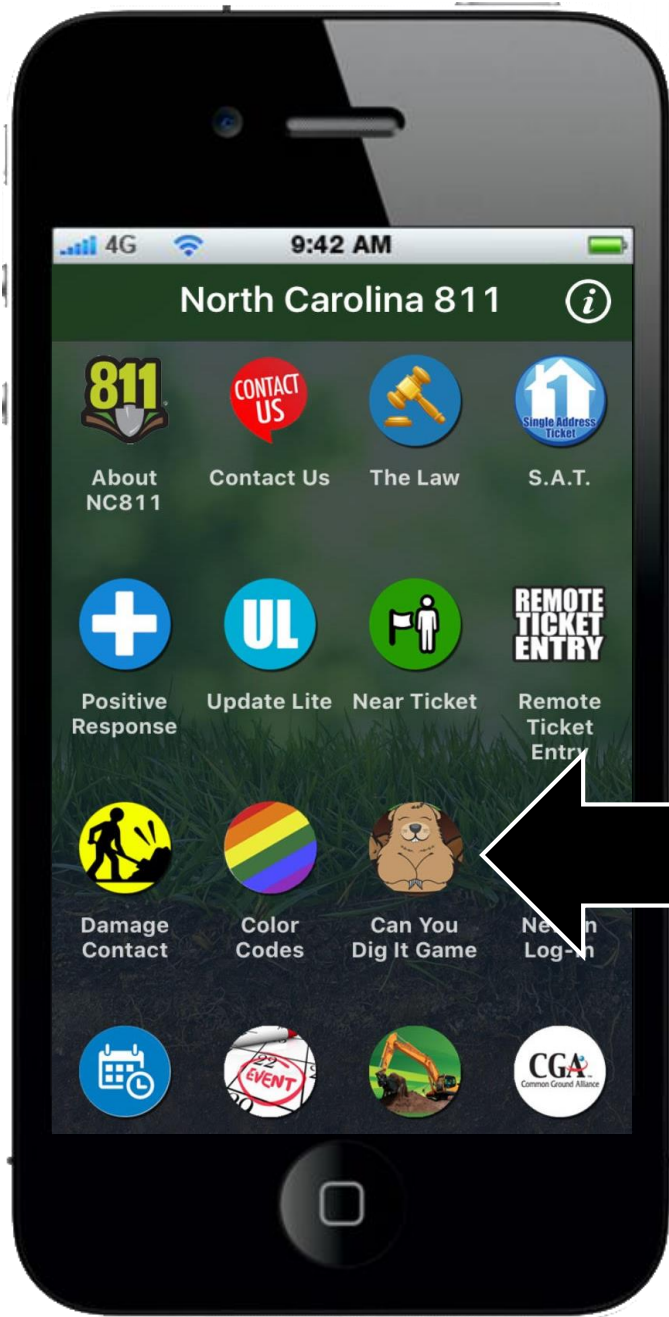


New Members

So far in 2017 NC811 has welcomed 15 new members.

13 utilities and 2 associate members.

If you need information on how to become a member of NC811 visit: www.nc811.org/member-services.html



For the month of April we have added a button on the NC811 app for the "Can you dig it?" game. All month long visit the game and dig for prizes.

For more information on the game visit: safedigging.me

2017 NC811 Fire Station Marquee Challenge



Enter to win **\$1,000**

<http://www.nc811.org/marqueechallenge.html>

811 and Lowe's have collaborated to share the Call Before You Dig message on their tree wraps. Visit any Lowe's store nationwide at 1,840 locations.

#811Lowe's

1.5 Million tree wraps



811 and Lowe's are teaming up for safety!

Lowe's has partnered with 811 to share the "Call Before You Dig" message. Each tree in their Garden Center now has 811 on the wrap.

#811Lowe's



NC Underground Damage Prevention Review Board Meetings

Located at: 2550 Operations Way, Raleigh, NC.
On the corner of Operations Way and
Westinghouse Blvd.



- **July 18, 2017 - 10am to 4pm**
- **October 17, 2017 - 10am to 4pm**

NC811 Holiday Schedule

HOLIDAY	DATE	DAY OF WEEK
Good Friday	April 14	Friday
Memorial Day	May 29	Monday
Independence Day	July 4	Tuesday
Labor Day	September 4	Monday
*Veterans Day	November 10	Friday
Thanksgiving	November 23	Thursday
*Thanksgiving Day After	November 24	Friday
Christmas Eve & Christmas Day	December 25 & December 26	Monday / Tuesday
*Christmas Day After	December 27	Wednesday

*All above holidays are excluded from the three working day notice. * Denotes Observed Holidays. NC811 will be open to accept all locate requests on observed holidays. The observed holiday is excluded from the three working day notice as well.*

2017 NC811 Board Meetings

1Q17

April 21, 2017
Chetola Resort
Blowing Rock, NC

2Q17

July 21, 2017
The 1927 Lake Lure
Inn and Spa
Lake Lure, NC

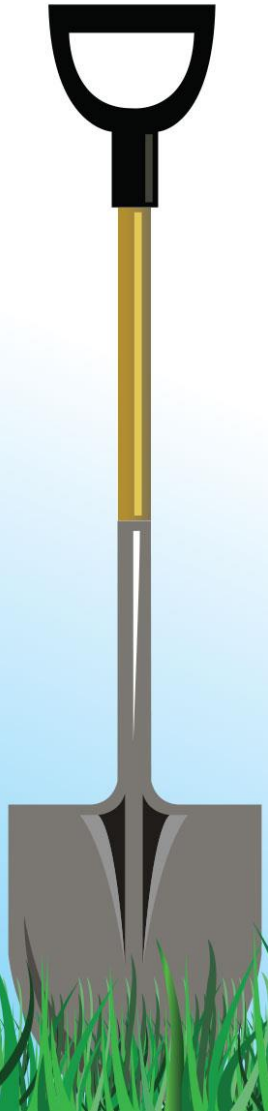


For booking info, contact Tonya Hargraves: tonya@nc811.org

2017 State UCC Meetings



PSNC Energy
Tue, July 11, 2017
10am – 12pm
15 Overland Industrial
Blvd, Asheville, NC 28806





**Thank you for your time and attention.
You can get a PDF copy of this presentation
on www.ncucc.org**



Use the UCC Issues form to voice your concerns to both local and state level UCC meetings in North Carolina. Available on both the NCUCC website and the NC811 app.