





Jackson-Macon-Swain UCC

April 2017



# April is National Safe Digging Month



**Get the toolkit and help us promote safe digging month.**

**[www.nc811.org/safe-digging-month.html](http://www.nc811.org/safe-digging-month.html)**





# Excavator Testimonial

# NCUCC 75<sup>th</sup> Anniversary

NCUCC Playing Cards & T-Shirts are here!  
Get yours now.





STATISTICS

PERCENTS

**ANALYTICS**

BUTTON

%

# Locate Requests & Transmissions

## Mar. 2017 vs 2016

### Tickets

2017: 172,850

2016: 173,038

Difference: -0.1%

### Transmissions

2017: 985,116

2016: 914,934

Difference: 7.7%

## YTD Totals 2017

**Tickets: 467,520**

7.6% over 2016

**Transmissions: 2,642,462**

14.5% over 2016



# County Ticket Volume



**North Carolina 811**  
www.nc811.org



# County Ticket Volume



YTD stats compared with previous year

YTD		Type Ticket					% Measured against Total Tickets						
		3 HR	CNCL	NEW	RXMT	UPDT	Total Tickets		% 3HR	% CNCL	% NEW	% RXMT	% UPDT
Jackson													
	2016	5	14	613	19	193	844	2016	0.6%	1.7%	72.6%	2.3%	22.9%
	2017	12	12	828	16	231	1099	2017	1.1%	1.1%	75.3%	1.5%	21.0%
	+/- Var	140.0%	-14.3%	35.1%	-15.8%	19.7%	30.2%	Diff +/-	0.5%	-0.6%	2.7%	-0.8%	-1.8%
					Avg Locates per Day		17						
Macon													
	2016	2	16	523	10	111	662	2016	0.3%	2.4%	79.0%	1.5%	16.8%
	2017	2	5	492	11	131	641	2017	0.3%	0.8%	76.8%	1.7%	20.4%
	+/- Var	0.0%	-68.8%	-5.9%	10.0%	18.0%	-3.2%	Diff +/-	0.0%	-1.6%	-2.2%	0.2%	3.7%
					Avg Locates per Day		10						
Swain													
	2016	0	3	247	3	83	336	2016	0.0%	0.9%	73.5%	0.9%	24.7%
	2017	1	1	237	4	22	265	2017	0.4%	0.4%	89.4%	1.5%	8.3%
	+/- Var	100.0%	-66.7%	-4.0%	33.3%	-73.5%	-21.1%	Diff +/-	0.4%	-0.5%	15.9%	0.6%	-16.4%
					Avg Locates per Day		4						

# County Ticket Volume



## 2017 Stats Compared with 2016

Mar.	Type Ticket						% Measured against Total Tickets					
Jackson	3 HR	CNCL	NEW	RXMT	UPDT	Total Tickets		% 3HR	% CNCL	% NEW	% RXMT	% UPDT
2016	4	8	238	10	50	310	2016	1.3%	2.6%	76.8%	3.2%	16.1%
2017	11	7	348	5	77	448	2017	2.5%	1.6%	77.7%	1.1%	17.2%
+/- Var	175.0%	-12.5%	46.2%	-50.0%	54.0%	44.5%	Diff +/-	1.2%	-1.0%	0.9%	-2.1%	1.1%
				Avg Locates per Day		19						
Macon	3 HR	CNCL	NEW	RXMT	UPDT	Total Tickets		% 3HR	% CNCL	% NEW	% RXMT	% UPDT
2016	1	3	196	3	28	231	2016	0.4%	1.3%	84.8%	1.3%	12.1%
2017	2	0	186	3	51	242	2017	0.8%	0.0%	76.9%	1.2%	21.1%
+/- Var	100.0%	-100.0%	-5.1%	0.0%	82.1%	4.8%	Diff +/-	0.4%	-1.3%	-8.0%	-0.1%	9.0%
				Avg Locates per Day		11						
Swain	3 HR	CNCL	NEW	RXMT	UPDT	Total Tickets		% 3HR	% NEW	% RXMT	% UPDT	
2016	0	2	95	2	20	119	2016	0.0%	1.7%	79.8%	1.7%	16.8%
2017	0	0	104	2	2	108	2017	0.0%	0.0%	96.3%	1.9%	1.9%
+/- Var	0.0%	-100.0%	9.5%	0.0%	-90.0%	-9.2%	Diff +/-	0.0%	-1.7%	16.5%	0.2%	-15.0%
				Avg Locates per Day		5						



# County Ticket Distribution

JACKSON	448
BALSAM	5
CASHIERS	65
CULLOWHEE	82
DILLSBORO	16
GLENVILLE	18
HIGHLANDS	3
QUALLA	16
SAVANNAH	1
SYLVA	157
TUCKASEGEE	12
WEBSTER	15
WHITTIER	58

# County Ticket Distribution

MACON	242
FLATS	1
FRANKLIN	177
HIGHLANDS	43
OTTO	19
SCALY MOUNTAIN	2



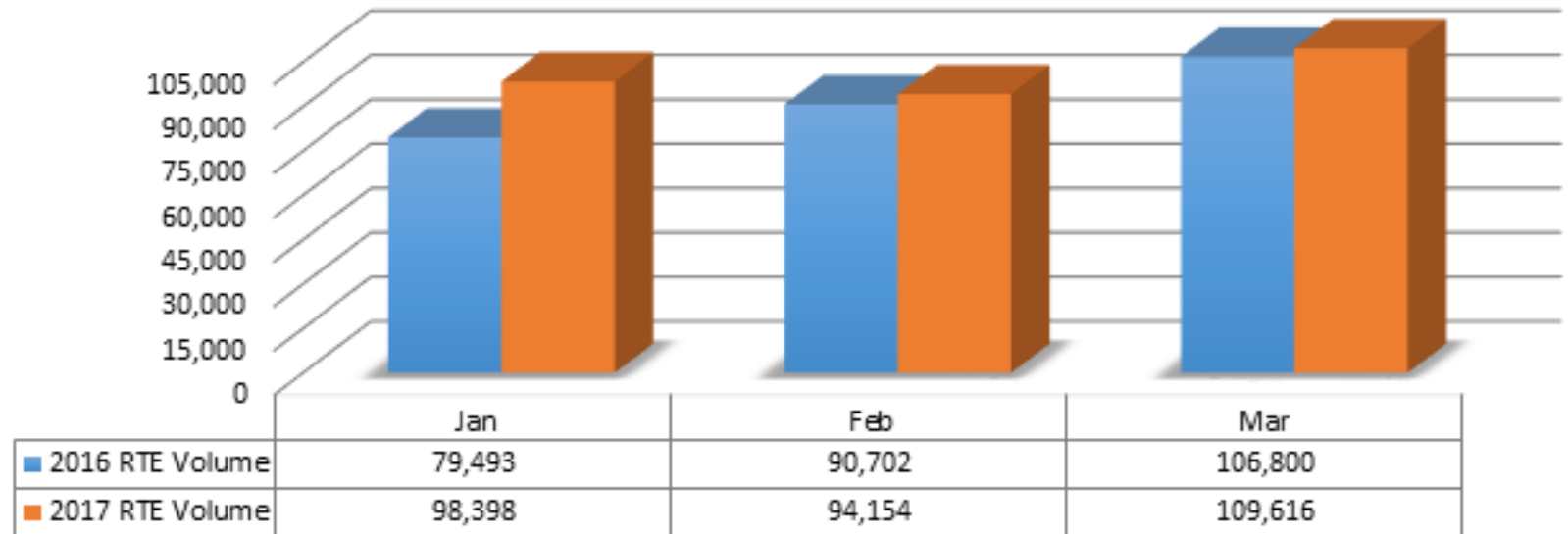
# County Ticket Distribution

SWAIN	108
ALMOND	1
BIRDTOWN	1
BRYSON CITY	87
CHEROKEE	7
NANTAHALA	3
WHITTIER	9

# Remote Ticket Entry

Total Tkt Summary	172,850
In-House Tkt Summary	63,234
RTE Ticket Summary; incl. UL	109,616
RTE Ticket Summary; excl. UL	892,711
RTE % Volume; excl. UL	53.64%
RTE % Volume	63.42%

RTE Volume 2017 vs 2016







# Incidents Data

By  
County

County	Events	% of Grand Total
Alamance	7	1.07%
Alexander	1	0.15%
Anson	1	0.15%
Brunswick	18	2.76%
Buncombe	15	2.30%
Burke	2	0.31%
Cabarrus	17	2.60%
Caldwell	3	0.46%
Carteret	1	0.15%
Catawba	4	0.61%
Chatham	10	1.53%
Cleveland	5	0.77%
Craven	2	0.31%
Cumberland	11	1.68%
Dare	3	0.46%
Davidson	13	1.99%
Davie	1	0.15%
Durham	47	7.20%
Forsyth	26	3.98%
Gaston	11	1.68%
Granville	4	0.61%
Guilford	16	2.45%
Harnett	5	0.77%
Henderson	5	0.77%
Iredell	10	1.53%
Johnston	18	2.76%

Lee	1	0.15%
Lenoir	1	0.15%
Lincoln	2	0.31%
McDowell	1	0.15%
Mecklenburg	173	26.49%
Moore	2	0.31%
New Hanover	10	1.53%
Onslow	2	0.31%
Orange	6	0.92%
Pender	7	1.07%
Pitt	3	0.46%
Polk	1	0.15%
Randolph	1	0.15%
Richmond	1	0.15%
Rockingham	3	0.46%
Rowan	6	0.92%
Rutherford	1	0.15%
Sampson	1	0.15%
Stanly	1	0.15%
Surry	2	0.31%
Union	21	3.22%
Vance	1	0.15%
Wake	140	21.44%
Watauga	2	0.31%
Wayne	1	0.15%
Wilson	7	1.07%
<b>Grand Total</b>	<b>653</b>	<b>100.00%</b>

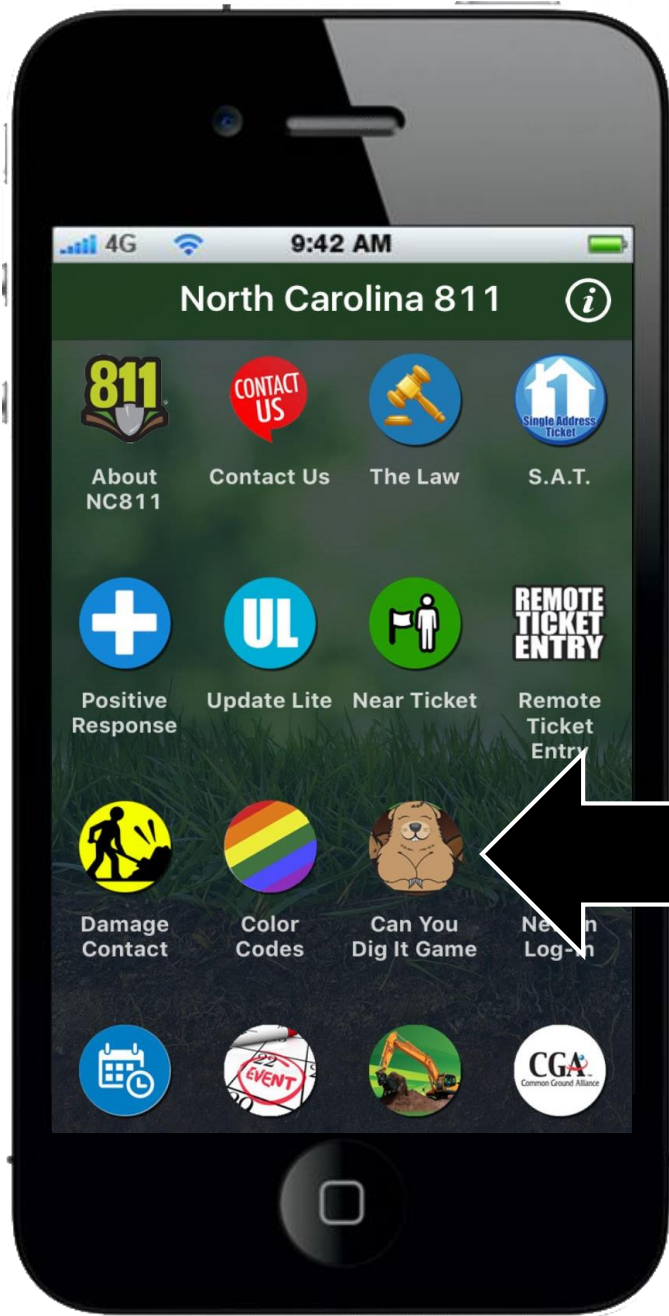


## New Members

So far in 2017 NC811 has welcomed 15 new members.

13 utilities and 2 associate members.

If you need information on how to become a member of NC811 visit: [www.nc811.org/member-services.html](http://www.nc811.org/member-services.html)



For the month of April we have added a button on the NC811 app for the “Can you dig it?” game. All month long visit the game and dig for prizes.

**For more information on the game visit: [safedigging.me](http://safedigging.me)**



# Join us at the ballpark

with



Friday, April 14th  
7pm – 10pm  
30 Buchanan Pl,  
Asheville, NC



# Join us at the ballpark

with  Piedmont  
Natural Gas

**Wednesday, April  
19th  
5pm – 8pm  
324 S Mint St,  
Charlotte, NC 28202**



**C H A R L O T T E  
KNIGHTS™**

# 2017 NC811 Fire Station Marquee Challenge



Enter to win **\$1,000**

<http://www.nc811.org/marqueechallenge.html>



811 and Lowe's have collaborated to share the Call Before You Dig message on their tree wraps. Visit any Lowe's store nationwide at 1,840 locations.

#811Lowe's

1.5 Million tree wraps



**Know what's below.  
Call before you dig.**

## **811 and Lowe's are teaming up for safety!**

Lowe's has partnered with 811 to share the "Call Before You Dig" message. Each tree in their Garden Center now has 811 on the wrap.

#811Lowe's



# NC Underground Damage Prevention Review Board Meetings

Located at: 2550 Operations Way, Raleigh, NC.  
On the corner of Operations Way and  
Westinghouse Blvd.



- April 18, 2017 - 10am to 4pm
- July 18, 2017 - 10am to 4pm
- October 17, 2017 - 10am to 4pm

# NC811 Holiday Schedule

HOLIDAY	DATE	DAY OF WEEK
Good Friday	April 14	Friday
Memorial Day	May 29	Monday
Independence Day	July 4	Tuesday
Labor Day	September 4	Monday
*Veterans Day	November 10	Friday
Thanksgiving	November 23	Thursday
*Thanksgiving Day After	November 24	Friday
Christmas Eve & Christmas Day	December 25 & December 26	Monday / Tuesday
*Christmas Day After	December 27	Wednesday

*All above holidays are excluded from the three working day notice. \* Denotes Observed Holidays. NC811 will be open to accept all locate requests on observed holidays. The observed holiday is excluded from the three working day notice as well.*



# 2017 NC811 Board Meetings

## 1Q17

April 21, 2017  
Chetola Resort  
Blowing Rock, NC

## 2Q17

July 21, 2017  
The 1927 Lake Lure  
Inn and Spa  
Lake Lure, NC



For booking info, contact Tonya Hargraves: [tonya@nc811.org](mailto:tonya@nc811.org)

# 2017 State UCC Meetings

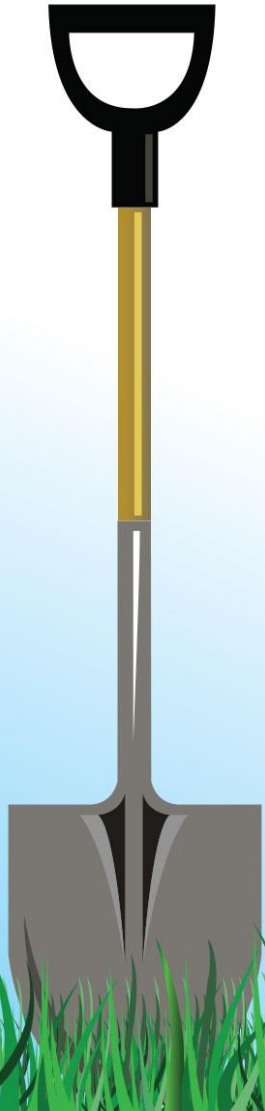


## SC/NC Joint Utility Coordinating Committee Conference

Wed, April 5, 2017 thru  
Fri, April 7, 2017  
10000 Beach Club Dr,  
Myrtle Beach, SC 29572

## PSNC Energy

Tue, July 11, 2017  
10am – 12pm  
15 Overland Industrial  
Blvd, Asheville, NC 28806





**Thank you for your time and attention.  
You can get a PDF copy of this presentation  
on [www.ncucc.org](http://www.ncucc.org)**



Use the UCC Issues form to voice your concerns to both local and state level UCC meetings in North Carolina. Available on both the NCUCC website and the NC811 app.