



Meeting Minutes

4/4/2017 12:00 PM

Called to Order & Welcomed Guests

- Andy Perkinson called meeting to order @ 12:00 PM
- Approval of agenda

Introductions

Old Business

- Safety Moment – USIC locator was hit by a car in February by a vehicle. He was walking towards vehicle so he saw it coming so thankfully he wasn't hurt bad. It is very dangerous in construction areas, people are not paying attention.
 - Snakes and ticks are out
 - Grass is getting dryer and taller. Be mindful of trucks sitting and running on grass, the heat could cause grass to catch on fire.
- There have been several instances where there are several orange marks located 2' apart when a locator is unsure of where line is. Locators need to hook direct and make sure of marks. Greg Ellington is the USIC supervisor for this area. Tony M has contact info if needed.
- If locators hold tickets until they are ready to locate please do not ask for a new ticket to be called in just because the locator did not locate it at that time. It costs money each time a ticket is generated.
- City of Oxford does not have a locator position at this time. If locate needed please call Scott Peckat 919-691-2003. Short of help.
- 811 PPP is attached. April is national safe digging month**

New Business

- Safety Moment – We should wear our PPE daily, it doesn't take but 1 time. Don't get complacent.
 - Snakes and ticks are out
 - It's that time of the year to watch out for thunderstorms/lightning/hail/etc
- Pictures were shared by PSNC Energy of contractor digging right on top of gas pipe. Contractor chose to use gas marks to install their utility. Stacking utilities can affect other utilities when it comes to maintenance, repairs, damages, etc. Definitely unacceptable.
- 811 PPP is attached. April is national safe digging month**

Our next meeting will be held 5/2 at 12 at PSNC Energy, 500 Industry Dr, Henderson.

Special thanks to our sponsor for lunch – Jeff Bartley with 811

Meeting adjourned at 1:10pm

The following is a list of upcoming sponsors for breakfast or lunch:

January – No meeting in Jan

February - Franklin County

March - PSNC

April – NC 811

May – City of Henderson

June – Charter Communications

July – USIC

August – NC 811

September – Duke Energy

October – Century Link

November – Mastec

December – Warren Co Utilities

Minutes submitted by:
Bonnie Collier



Kerr Lake UCC

April 2017

NCUCC 75th Anniversary

NCUCC Playing Cards & T-Shirts are here!
Get yours now.



April is National Safe Digging Month



Get the toolkit and help us promote safe digging month.

www.nc811.org/safe-digging-month.html



STATISTICS

PERCENTS

ANALYTICS

BUTTON

%

Locate Requests & Transmissions

March 2017 vs 2016

YTD Totals 2017

Tickets

2017: 172,850
2016: 173,038
Difference: - .1%

Tickets: 467,520
+ 7.6% over 2016

Transmissions

2017: 985,116
2016: 914,934
Difference: + 7.7%

Transmissions: 2,642,462
+ 14.5% over 2016

County Ticket Volume



North Carolina 811
www.nc811.org

County Ticket Volume

March 2016 Stats Compared with March 2017



VANCE	Type Ticket							% Measured against Total Tickets				
	3 HR	CNCL	NEW	RXMT	UPDT	TOTAL		% 3 HR	% CNCL	% NEW	% RXMT	% UPDT
2016	4	5	408	9	161	587	2016	0.7%	0.9%	69.5%	1.5%	27.4%
2017	4	12	434	5	223	678	2017	0.6%	1.8%	64.0%	0.7%	32.9%
+/- Var	0.0%	140.0%	6.4%	-44.4%	38.5%	15.5%	Diff +/-	-0.1%	0.9%	-5.5%	-0.8%	5.5%

County Ticket Volume

March 2016 Stats Compared with March 2017



Type Ticket							% Measured against Total Tickets					
WARREN	3 HR	CNCL	NEW	RXMT	UPDT	TOTAL		% 3 HR	% CNCL	% NEW	% RXMT	% UPDT
2016	3	1	242	4	45	295	2016	1.0%	0.3%	82.0%	1.4%	15.3%
2017	2	1	166	3	46	218	2017	0.9%	0.5%	76.1%	1.4%	21.1%
+/- Var	-33.3%	0.0%	-31.4%	-25.0%	2.2%	-26.1%	Diff +/-	-0.1%	0.2%	-5.9%	0.0%	5.8%

County Ticket Volume

March 2016 Stats Compared with March 2017



FRANK-LIN	Type Ticket							% Measured against Total Tickets				
	3 HR	CNCL	NEW	RXMT	UPDT	TOTAL		% 3 HR	% CNCL	% NEW	% RXMT	% UPDT
2016	8	11	702	16	94	831	2016	1.0%	1.3%	84.5%	1.9%	11.3%
2017	10	16	716	20	130	892	2017	1.1%	1.8%	80.3%	2.2%	14.6%
+/- Var	25.0%	45.5%	2.0%	25.0%	38.3%	7.3%	Diff +/-	0.1%	0.5%	-4.2%	0.3%	3.3%

County Ticket Volume

March 2016 Stats Compared with March 2017



GRAN-VILLE	Type Ticket						% Measured against Total Tickets					
	3 HR	CNCL	NEW	RXMT	UPDT	TOTAL	% 3 HR	% CNCL	% NEW	% RXMT	% UPDT	
2016	3	10	568	15	229	825	2016	0.4%	1.2%	68.8%	1.8%	27.8%
2017	8	11	561	13	115	708	2017	1.1%	1.6%	79.2%	1.8%	16.2%
+/- Var	166.7%	10.0%	-1.2%	-13.3%	-49.8%	-14.2%	Diff +/-	0.7%	0.4%	10.4%	0.0%	-11.6%

County Ticket Volume



YTD 2016 stats compared with YTD 2017

Type Ticket							% Measured against Total Tickets					
VANCE	3 HR	CNCL	NEW	RXMT	UPDT	TOTAL		% 3 HR	% CNCL	% NEW	% RXMT	% UPDT
2016	9	11	1182	26	581	1809	2016	0.5%	0.6%	65.3%	1.4%	32.1%
2017	13	22	1121	29	537	1722	2017	0.8%	1.3%	65.1%	1.7%	31.2%
+/- Var	44.4%	100.0%	-5.2%	11.5%	-7.6%	-4.8%	Diff +/-	0.3%	0.7%	-0.2%	0.3%	-0.9%

Work Days	Total Tickets	Avg Locates per Day
63	1722	27

County Ticket Volume

YTD 2016 stats compared with YTD 2017



WARREN	Type Ticket							% Measured against Total Tickets				
	3 HR	CNCL	NEW	RXMT	UPDT	TOTAL		% 3 HR	% CNCL	% NEW	% RXMT	% UPDT
2016	12	5	541	15	102	675	2016	1.8%	0.7%	80.1%	2.2%	15.1%
2017	7	15	490	15	75	602	2017	1.2%	2.5%	81.4%	2.5%	12.5%
+/- Var	-41.7%	200.0%	-9.4%	0.0%	-26.5%	-10.8%	Diff +/-	-0.6%	1.8%	1.3%	0.3%	-2.6%

Work Days	Total Tickets	Avg Locates per Day
63	602	10

County Ticket Volume

YTD 2016 stats compared with YTD 2017



FRANK-LIN	Type Ticket							% Measured against Total Tickets				
	3 HR	CNCL	NEW	RXMT	UPDT	TOTAL		% 3 HR	% CNCL	% NEW	% RXMT	% UPDT
2016	10	37	1800	27	463	2337	2016	0.4%	1.6%	77.0%	1.2%	19.8%
2017	27	39	1981	48	361	2456	2017	1.1%	1.6%	80.7%	2.0%	14.7%
+/- Var	170.0%	5.4%	10.1%	77.8%	-22.0%	5.1%	Diff +/-	0.7%	0.0%	3.7%	0.8%	-5.1%

Work Days	Total Tickets	Avg Locates per Day
63	2456	39

County Ticket Volume

YTD 2016 stats compared with YTD 2017



GRAN-VILLE	Type Ticket						% Measured against Total Tickets					
	3 HR	CNCL	NEW	RXMT	UPDT	TOTAL	% 3 HR	% CNCL	% NEW	% RXMT	% UPDT	
2016	6	24	1508	22	651	2211	2016	0.3%	1.1%	68.2%	1.0%	29.4%
2017	15	18	1401	37	310	1781	2017	0.8%	1.0%	78.7%	2.1%	17.4%
+/- Var	150.0%	-25.0%	-7.1%	68.2%	-52.4%	-19.4%	Diff +/-	0.5%	-0.1%	10.5%	1.1%	-12.0%

Work Days	Total Tickets	Avg Locates per Day
63	1781	28

County Ticket Distribution



VANCE	678
DABNEY	3
DREWRY	1
GILLBURG	2
HENDERSON	631
HICKS CROSSROADS	2
KITTRELL	19
MIDDLEBURG	8
TOWNSVILLE	6
WATKINS	1
WILLIAMSBORO	5

County Ticket Distribution



WARREN	218
ARCOLA	1
ELAMS	8
ENTERPRISE	11
MACON	24
MANSON	10
NORLINA	80
OAKVILLE	2
RIDGEWAY	2
SOUL CITY	1
VAUGHAN	22
WARRENTON	57

County Ticket Distribution



FRANKLIN	892
BUNN	76
CENTERVILLE	1
FIVE POINTS	4
FRANKLINTON	117
HARRIS	
CROSSROADS	1
JUSTICE	2
LOUISBURG	210
PEARCES	2
PILOT	11
RILEY	1
WAKE FOREST	18
WHITE LEVEL	1
YOUNGSVILLE	448

County Ticket Distribution

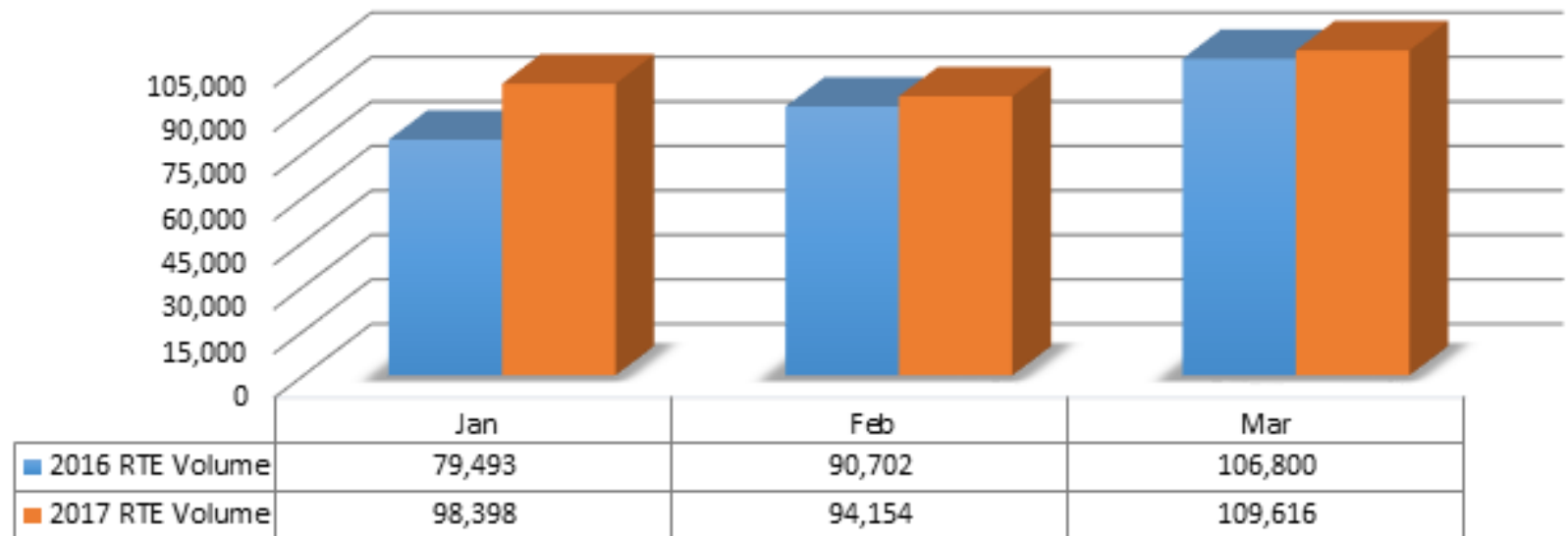


GRANVILLE	708
BELLTOWN	2
BEREA	1
BULLOCK	15
BUTNER	59
CORNWALL	2
CREEDMOOR	217
CULBRETH	1
GRASSY CREEK	7
GRISSOM	11
OXFORD	313
STEM	55
STOVALL	6
WILBOURNS	2
WILTON	17

Remote Ticket Entry

Total Tkt Summary	172,850
In-House Tkt Summary	63,234
RTE Ticket Summary; incl. UL	109,616
RTE Ticket Summary; excl. UL	892,711
RTE % Volume; excl. UL	53.64%
RTE % Volume	63.42%

RTE Volume 2017 vs 2016



Incidents Data



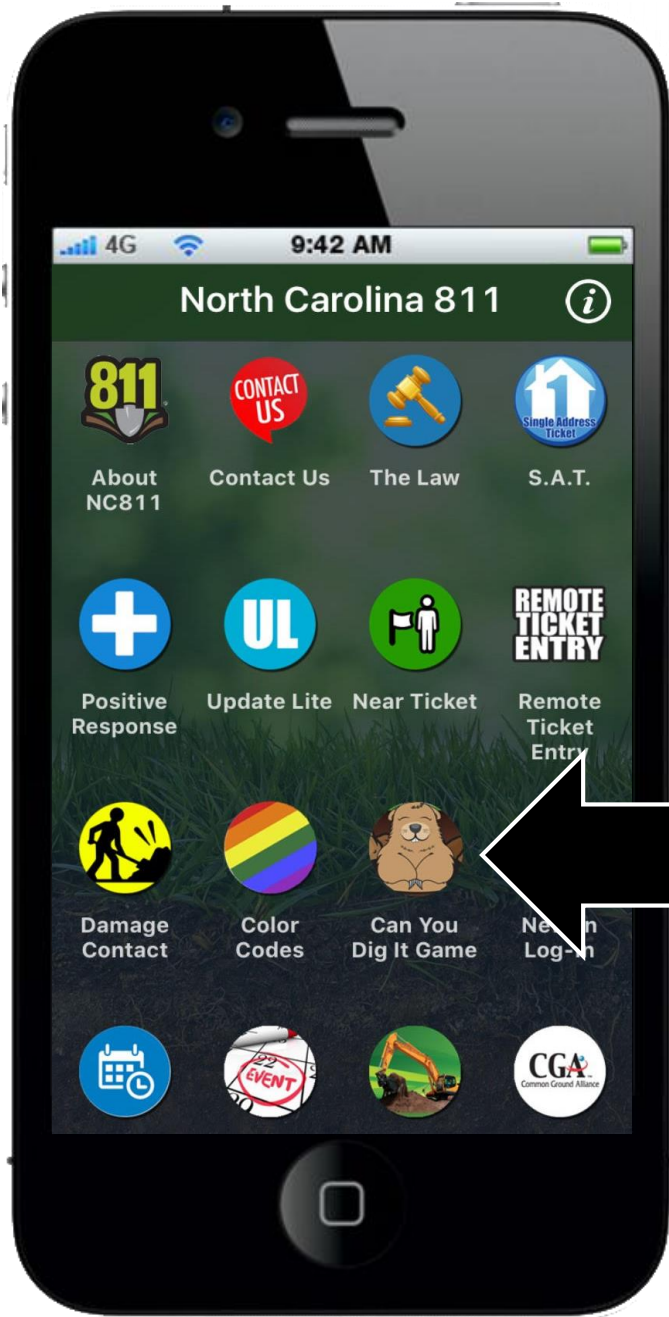


New Members

So far in 2017 NC811 has welcomed 15 new members.

13 utilities and 2 associate members.

If you need information on how to become a member of NC811 visit: www.nc811.org/member-services.html



For the month of April we have added a button on the NC811 app for the "Can you dig it?" game. All month long visit the game and dig for prizes.

For more information on the game visit: safedigging.me

Join us at the ballpark

with



Friday, April 14th
7pm – 10pm
30 Buchanan Pl,
Asheville, NC



Join us at the ballpark

with  Piedmont
Natural Gas

**Wednesday, April
19th
5pm – 8pm
324 S Mint St,
Charlotte, NC 28202**



**C H A R L O T T E
KNIGHTS™**

2017 NC811 Fire Station Marquee Challenge



Enter to win **\$1,000**

<http://www.nc811.org/marqueechallenge.html>

811 and Lowe's have collaborated to share the Call Before You Dig message on their tree wraps. Visit any Lowe's store nationwide at 1,840 locations.

#811Lowe's

1.5 Million tree wraps



811 and Lowe's are teaming up for safety!

Lowe's has partnered with 811 to share the "Call Before You Dig" message. Each tree in their Garden Center now has 811 on the wrap.

#811Lowe's



NC Underground Damage Prevention Review Board Meetings

Located at: 2550 Operations Way, Raleigh, NC.
On the corner of Operations Way and
Westinghouse Blvd.



- April 18, 2017 - 10am to 4pm
- July 18, 2017 - 10am to 4pm
- October 17, 2017 - 10am to 4pm

NC811 Holiday Schedule

HOLIDAY	DATE	DAY OF WEEK
Good Friday	April 14	Friday
Memorial Day	May 29	Monday
Independence Day	July 4	Tuesday
Labor Day	September 4	Monday
*Veterans Day	November 10	Friday
Thanksgiving	November 23	Thursday
*Thanksgiving Day After	November 24	Friday
Christmas Eve & Christmas Day	December 25 & December 26	Monday / Tuesday
*Christmas Day After	December 27	Wednesday

*All above holidays are excluded from the three working day notice. * Denotes Observed Holidays. NC811 will be open to accept all locate requests on observed holidays. The observed holiday is excluded from the three working day notice as well.*

2017 NC811 Board Meetings

1Q17

April 21, 2017
Chetola Resort
Blowing Rock, NC

2Q17

July 21, 2017
The 1927 Lake Lure
Inn and Spa
Lake Lure, NC



For booking info, contact Tonya Hargraves: tonya@nc811.org

2017 State UCC Meetings

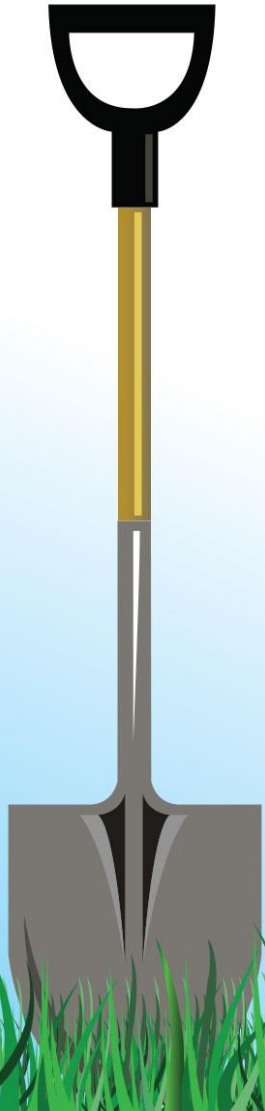


SC/NC Joint Utility Coordinating Committee Conference

Wed, April 5, 2017 thru
Fri, April 7, 2017
10000 Beach Club Dr.,
Myrtle Beach, SC 29572

PSNC Energy

Tue, July 11, 2017
10am – 12pm
15 Overland Industrial Blvd.,
Asheville, NC 28806





**Thank you for your time and attention.
You can get a PDF copy of this presentation
on www.ncucc.org**



Use the UCC Issues form to voice your concerns to both local and state level UCC meetings in North Carolina. Available on both the NCUCC website and the NC811 app.