



Meeting Minutes

5/2/2017 9:00AM

Called to Order & Welcomed Guests

- Andy Perkinson called meeting to order @ 9:00AM
- Introductions
- Approval of minutes from last meeting

Old Business

- Safety Moment – We should wear our PPE daily, it doesn't take but 1 time. Don't get complacent.
 - Snakes and ticks are out
 - It's that time of the year to watch out for thunderstorms/lightning/hail/etc
- Pictures were shared by PSNC Energy of contractor digging right on top of gas pipe. Contractor chose to use gas marks to install their utility. Stacking utilities can affect other utilities when it comes to maintenance, repairs, damages, etc. Definitely unacceptable.
- 811 PPP is attached. April is national safe digging month**

New Business

- Safety Moment – Snakes are out, be aware.
 - There was a primary power line laying across the road not far from where kids were dropped off from the school bus. Be mindful and cautious of lines in the road.
- Some locates are not being done. It was asked if nothing is being marked to mark ok with paint showing nothing is there. It is recommended to use Positive Response to check on tickets versus marking ok on the ground. There may be several utilities using same color paint, so marking ok might not be good for all utilities. Best practice is to use Positive Response.
- Thanks to Duke for flagging poles for locate purposes.
- USIC is very well staffed now and is still hiring due to their work load. Applications accepted at www.usicllc.com
All trucks now have a GPS to monitor speed, location, etc. Adds stress and affects safety.
- 811 PPP is attached.

Our next meeting will be held 6/6 at 12 at PSNC Energy, 500 Industry Dr, Henderson. Our sponsor will be announced.

Special thanks to our sponsor for breakfast – Andy Perkinson with the City of Henderson

Meeting adjourned at 10:00am

The following is a list of upcoming sponsors for breakfast or lunch:

January – No meeting in Jan

February - Franklin County

March - PSNC

April – NC 811

May – City of Henderson

June – Spectrum

July – USIC

August – NC 811

September – Duke Energy

October – Century Link

November – Mastec

December – Warren Co Utilities

Minutes submitted by:
Bonnie Collier



May 2, 2017
Kerr Lake UCC

Photo taken in Louisburg, NC

WE DIG DATA

Just take a look

Locate Requests & Transmissions

Apr. 2017 vs 2016

Tickets

2017: 156,103

2016: 161,633

Difference: -3.4%

Transmissions

2017: 882,450

2016: 862,864

Difference: +2.3%

YTD Totals 2017

Tickets: 623,623

+4.6% over 2016

Transmissions: 3,524,912

+11.2% over 2016

County Ticket Volume



North Carolina 811
www.nc811.org

County Ticket Volume

April 2016 Stats Compared with April 2017



VANCE	Type Ticket							% Measured against Total Tickets				
	3 HR	CNCL	NEW	RXMT	UPDT	TOTAL		% 3 HR	% CNCL	% NEW	% RXMT	% UPDT
2016	4	5	321	5	147	482	2016	0.8%	1.0%	66.6%	1.0%	30.5%
2017	2	3	342	3	118	468	2017	0.4%	0.6%	73.1%	0.6%	25.2%
+/- Var	-50.0%	-40.0%	6.5%	-40.0%	-19.7%	-2.9%	Diff +/-	-0.4%	-0.4%	6.5%	-0.4%	-5.3%

County Ticket Volume

April 2016 Stats Compared with April 2017



Type Ticket							% Measured against Total Tickets					
WARREN	3 HR	CNCL	NEW	RXMT	UPDT	TOTAL		% 3 HR	% CNCL	% NEW	% RXMT	% UPDT
2016	16	2	260	7	42	327	2016	4.9%	0.6%	79.5%	2.1%	12.8%
2017	6	5	223	5	52	291	2017	2.1%	1.7%	76.6%	1.7%	17.9%
+/- Var	-62.5%	150.0%	-14.2%	-28.6%	23.8%	-11.0%	Diff +/-	-2.8%	1.1%	-2.9%	-0.4%	5.1%

County Ticket Volume

April 2016 Stats Compared with April 2017



		Type Ticket					% Measured against Total Tickets					
FRANKLIN	3 HR	CNCL	NEW	RXMT	UPDT	TOTAL		% 3 HR	% CNCL	% NEW	% RXMT	% UPDT
2016	7	15	591	11	110	734	2016	1.0%	2.0%	80.5%	1.5%	15.0%
2017	13	11	746	11	98	879	2017	1.5%	1.3%	84.9%	1.3%	11.1%
+/- Var	85.7%	-26.7%	26.2%	0.0%	-10.9%	19.8%	Diff +/-	0.5%	-0.7%	4.4%	-0.2%	-3.9%

County Ticket Volume

April 2016 Stats Compared with April 2017



GRAN-VILLE	Type Ticket							% Measured against Total Tickets				
	3 HR	CNCL	NEW	RXMT	UPDT	TOTAL		% 3 HR	% CNCL	% NEW	% RXMT	% UPDT
2016	6	6	616	12	173	813	2016	0.7%	0.7%	75.8%	1.5%	21.3%
2017	4	4	470	8	90	576	2017	0.7%	0.7%	81.6%	1.4%	15.6%
+/- Var	-33.3%	-33.3%	-23.7%	-33.3%	-48.0%	-29.2%	Diff +/-	0.0%	0.0%	5.8%	-0.1%	-5.7%

County Ticket Volume

YTD 2016 Stats Compared with YTD 2017



VANCE	Type Ticket							% Measured against Total Tickets				
	3 HR	CNCL	NEW	RXMT	UPDT	TOTAL		% 3 HR	% CNCL	% NEW	% RXMT	% UPDT
2016	13	16	1503	31	728	2291	2016	0.6%	0.7%	65.6%	1.4%	31.8%
2017	15	25	1463	32	655	2190	2017	0.7%	1.1%	66.8%	1.5%	29.9%
+/- Var	15.4%	56.3%	-2.7%	3.2%	-10.0%	-4.4%	Diff +/-	0.1%	0.4%	1.2%	0.1%	-1.9%

Work Days	Total Tickets	Avg Locates per Day
82	2190	27

County Ticket Volume

YTD 2016 Stats Compared with YTD 2017



WARREN	Type Ticket							% Measured against Total Tickets				
	3 HR	CNCL	NEW	RXMT	UPDT	TOTAL		% 3 HR	% CNCL	% NEW	% RXMT	% UPDT
2016	28	7	801	22	144	1002	2016	2.8%	0.7%	79.9%	2.2%	14.4%
2017	13	20	713	20	127	893	2017	1.5%	2.2%	79.8%	2.2%	14.2%
+/- Var	-53.6%	185.7%	-11.0%	-9.1%	-11.8%	-10.9%	Diff +/-	-1.3%	1.5%	-0.1%	0.0%	-0.2%

Work Days	Total Tickets	Avg Locates per Day
82	893	11

County Ticket Volume

YTD 2016 Stats Compared with YTD 2017



FRANK-LIN	Type Ticket						% Measured against Total Tickets					
	3 HR	CNCL	NEW	RXMT	UPDT	TOTAL	% 3 HR	% CNCL	% NEW	% RXMT	% UPDT	
2016	17	52	2391	38	573	3071	2016	0.6%	1.7%	77.9%	1.2%	18.7%
2017	40	50	2727	59	459	3335	2017	1.2%	1.5%	81.8%	1.8%	13.8%
+/- Var	135.3%	-3.8%	14.1%	55.3%	-19.9%	8.6%	Diff +/-	0.6%	-0.2%	3.9%	0.6%	-4.9%

Work Days	Total Tickets	Avg Locates per Day
82	3335	41

County Ticket Volume

YTD 2016 Stats Compared with YTD 2017



GRANVILLE	Type Ticket						% Measured against Total Tickets					
	3 HR	CNCL	NEW	RXMT	UPDT	TOTAL	% 3 HR	% CNCL	% NEW	% RXMT	% UPDT	
2016	12	30	2124	34	824	3024	2016	0.4%	1.0%	70.2%	1.1%	27.2%
2017	19	22	1871	45	400	2357	2017	0.8%	0.9%	79.4%	1.9%	17.0%
+/- Var	58.3%	-26.7%	-11.9%	32.4%	-51.5%	-22.1%	Diff +/-	0.4%	-0.1%	9.2%	0.8%	-10.2%

Work Days	Total Tickets	Avg Locates per Day
82	2357	29

County Ticket Distribution



VANCE	468
DABNEY	3
DREWRY	1
HENDERSON	381
KITTRELL	54
MIDDLEBURG	16
TOWNSVILLE	2
WATKINS	6
WILLIAMSBORO	3
WOODWORTH	2

County Ticket Distribution



WARREN	291
ARCOLA	1
ELAMS	12
ENTERPRISE	7
MACON	38
MANSON	21
NORLINA	78
OAKVILLE	1
RIDGEWAY	1
VAUGHAN	24
WARREN PLAINS	1
WARRENTON	102
WISE	5

County Ticket Distribution



FRANKLIN	879
BUNN	84
CENTERVILLE	6
FRANKLINTON	136
INGLESIDE	9
JUSTICE	1
KEARNEY	1
LOUISBURG	269
NEW HOPE	1
PEARCES	1
PILOT	3
SEVEN PATHS	2
SOCIAL PLAINS	1
WAKE FOREST	16
YOUNGSVILLE	349

County Ticket Distribution

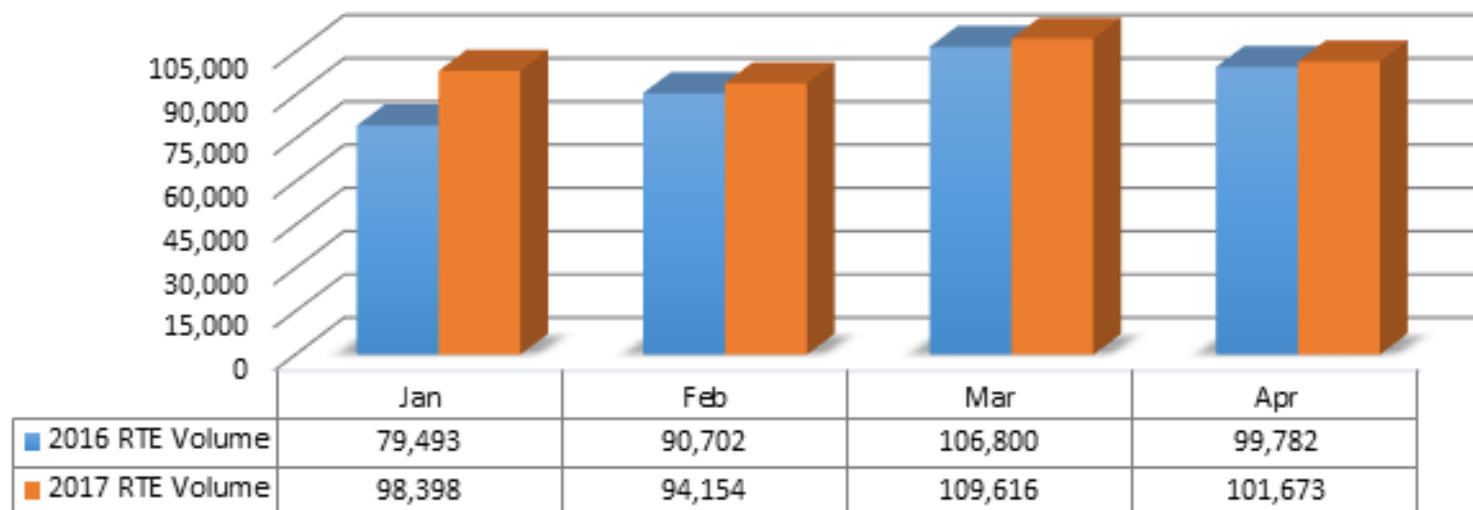


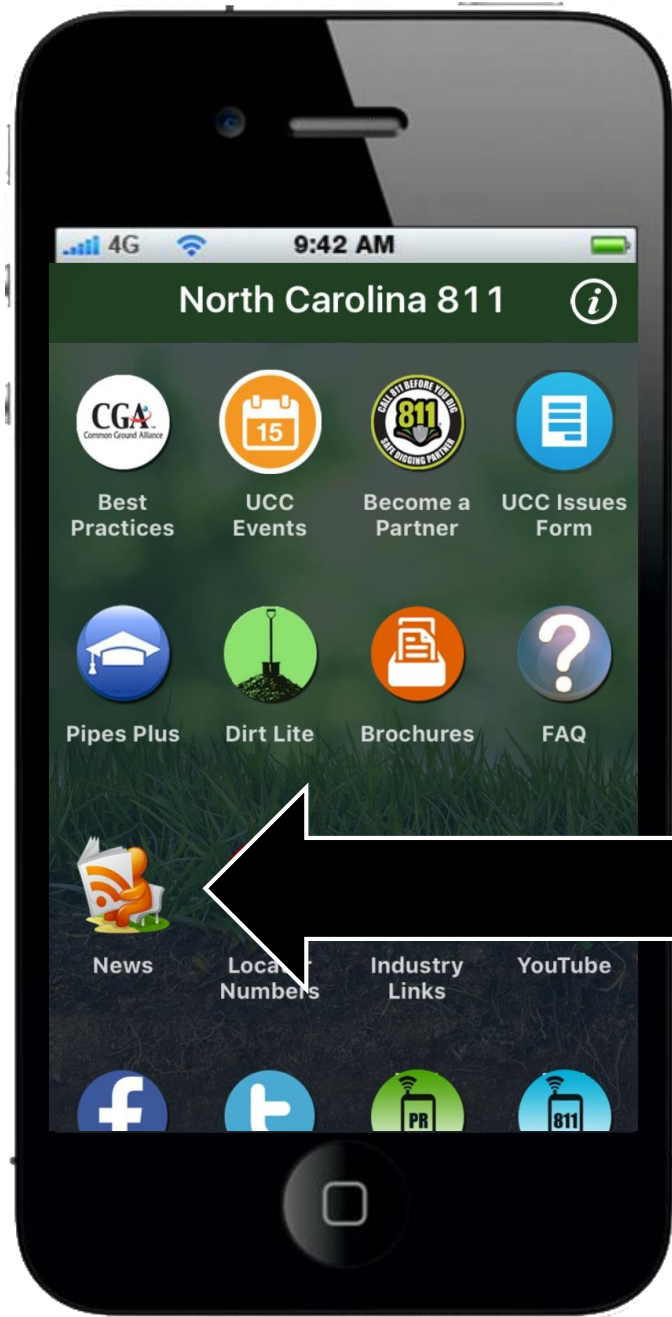
GRANVILLE	576
BEREA	3
BULLOCK	9
BUTNER	37
CREEDMOOR	185
GRASSY CREEK	1
GRISSOM	24
OXFORD	260
STEM	39
STOVALL	4
WILBOURNS	1
WILTON	13

Remote Ticket Entry

Total Tkt Summary	156,103
In-House Tkt Summary	54,430
RTE Ticket Summary; incl. UL	101,673
RTE Ticket Summary; excl. UL	86,264
RTE % Volume; excl. UL	55.26%
RTE % Volume	65.13%

RTE Volume 2017 vs 2016





Read all about it!

Did you know that NC811 has a news blog? Every time we publish a press release a copy is posted here for all to see. So next time you are in the app, take a second to see what's happening at NC811.



Help us celebrate the excitement of Lowe's commitment to keeping communities safe. Over 1.5 million tree wraps are showing up in Lowe's garden centers across the nation with a reminder to Call or Click 811 Before You Dig.

Snap your best selfie with a Lowe's tree wrap and you could be the winner of a **\$100 Lowe's gift card** each month from May til September 2017. 4 random winners will be selected each month.

How to enter

1. Visit a local Lowe's Garden Center nearest you.
2. Snap a selfie with the "811" Call or Click Before You Dig logo on the tree wrap.
3. Post the photo on Facebook or Twitter and use the hashtag #811Lowe's. Also, be sure to note what state you are from in your post.

Visit the official Facebook page for this contest: [@811SafeDiggingSelfieContest](https://www.facebook.com/811SafeDiggingSelfieContest)

www.811selfiecontest.com



Save the Date



MOCK LINE STRIKE
EDUCATION THROUGH DEMONSTRATION

September 13th 2017
NC State Fairgrounds &
Kerr Scott Building
1025 Blue Ridge Rd,
Raleigh, NC 27607



Let's learn more about NC811 Ticket Types

BURIED
TELEPHONE
CABLE

BURIED
SEWER

BURIED
GAS
LINE

BURIED
WATER

BURIED
ELECTRIC
CABLE



NC Underground Damage Prevention Review Board Meetings

Located at: 2550 Operations Way, Raleigh, NC.

On the corner of Operations Way and Westinghouse Blvd.

- July 18, 2017 - 10am to 4pm
- October 17, 2017 - 10am to 4pm

NC811 Holiday Schedule

HOLIDAY	DATE	DAY OF WEEK
Memorial Day	May 29	Monday
Independence Day	July 4	Tuesday
Labor Day	September 4	Monday
*Veterans Day	November 10	Friday
Thanksgiving	November 23	Thursday
*Thanksgiving Day After	November 24	Friday
Christmas Eve & Christmas Day	December 25 & December 26	Monday / Tuesday
*Christmas Day After	December 27	Wednesday

*All above holidays are excluded from the three working day notice. * Denotes Observed Holidays. NC811 will be open to accept all locate requests on observed holidays. The observed holiday is excluded from the three working day notice as well.*



2017 NC811 Board Meetings



2Q17

July 21, 2017
The 1927 Lake Lure
Inn and Spa
Lake Lure, NC

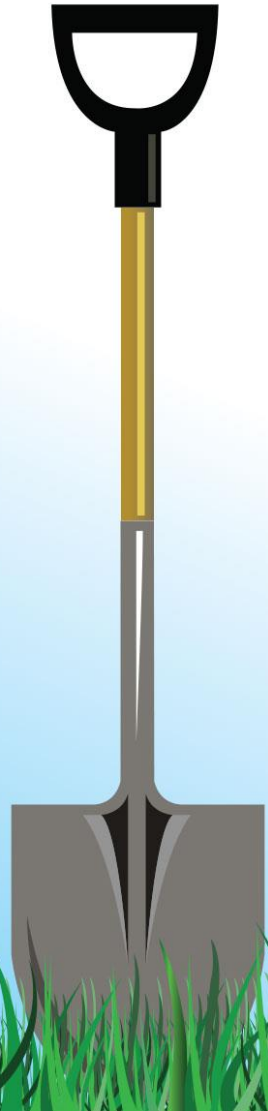
3Q17

October 20, 2017
Double Tree
New Bern, NC



For booking info, contact Tonya Hargraves: tonya@nc811.org

2017 State UCC Meetings



PSNC Energy

Tue, July 11, 2017

10am – 12pm

15 Overland Industrial Blvd.,
Asheville, NC 28806

PSNC Energy

Tue, Sept. 12, 2017

10am – 12pm

1801 Trinity Church Rd.,
Concord, NC 28027





**Thank you for your time and attention.
You can get a PDF copy of this presentation
on www.ncucc.org**



Use the UCC Issues form to voice your concerns to both local and state level UCC meetings in North Carolina. Available on both the NCUCC website and the NC811 app.