



# April

is National Safe  
Digging Month


#NSDM

Kerr Lake UCC



# A message from our Executive Director

- Everyone acknowledges we are in unprecedented times.
- With more people working and educating their children from home, the importance of critical infrastructure including gas, electric, telecom, water and sewer has never been more important.
- NC 811 remains the communication conduit between excavators and owner/operators through this difficult time. Our ask is that there be a renewed respect for the shared responsibility and communication required to protect those critical facilities and the people who are using and working around them.
- NC 811 has taken steps to minimize our office presence and encourages everyone to follow federal and state guidelines to help flatten the curve and speed up the time to a return to normalcy.



*Louis Panzer*

# NORTH CAROLINA 811 DATA

Locate requests, transmissions, county ticket volume and distribution



# LOCATE REQUESTS & TRANSMISSIONS FOR ALL OF NC



## MAR. 2019 VS 2020

### TICKETS

2020: 186,642

2019: 197,224

Difference: -5.4%

### TRANSMISSIONS

2020: 1,074,435

2019: 1,056,430

Difference: 1.7%



## YEAR-TO-DATE

### TICKETS

2020: 514,693

2019: 552,227

Difference: -6.8%

### TRANSMISSIONS

2020: 2,985,864

2019: 3,004,509

Difference: - 0.6%

# COUNTY TICKET VOLUME

2020 stats compared with 2019

Vance	3 HR	CNCL	NEW	RXMT	UPDT	TOTAL Tickets
2019	4	2	344	9	102	461
2020	5	5	404	8	69	491
+/- Var	<b>25.0%</b>	150.0%	<b>17.4%</b>	-11.1%	<b>-32.4%</b>	<b>6.5%</b>
				Avg Locates per Day		<b>22</b>

# COUNTY TICKET VOLUME

2020 stats compared with 2019

Warren	3 HR	CNCL	NEW	RXMT	UPDT	TOTAL Tickets
2019	1	0	217	6	20	244
2020	6	3	211	4	77	301
+/- Var	<b>500.0%</b>	300%	<b>-2.8%</b>	-33.3%	<b>285.0%</b>	<b>23.4%</b>
				Avg Locates per Day		<b>14</b>

# COUNTY TICKET VOLUME

2020 stats compared with 2019

Franklin	3 HR	CNCL	NEW	RXMT	UPDT	TOTAL Tickets
2019	14	20	931	46	317	1328
2020	16	21	1154	31	222	1444
+/- Var	<b>14.3%</b>	5.0%	<b>24.0%</b>	-32.6%	<b>-30.0%</b>	<b>8.7%</b>
				Avg Locates per Day		<b>66</b>

# COUNTY TICKET VOLUME

2020 stats compared with 2019

Granville	3 HR	CNCL	NEW	RXMT	UPDT	TOTAL Tickets
2019	12	7	492	11	183	705
2020	11	5	504	7	164	691
+/- Var	<b>-8.3%</b>	<b>-28.6%</b>	<b>2.4%</b>	<b>-36.4%</b>	<b>-10.4%</b>	<b>-2.0%</b>
				Avg Locates per Day		<b>31</b>



# COUNTY TICKET VOLUME

YTD stats compared with previous year

Vance	3 HR	CNCL	NEW	RXMT	UPDT	TOTAL Tickets
2019	15	6	1085	29	269	1404
2020	16	12	994	26	164	1212
+/- Var	<b>6.7%</b>	100.0%	<b>-8.4%</b>	-10.3%	<b>-39.0%</b>	<b>-13.7%</b>
				Avg Locates per Day		<b>19</b>

# COUNTY TICKET VOLUME

YTD stats compared with previous year

Warren	3 HR	CNCL	NEW	RXMT	UPDT	TOTAL Tickets
2019	5	0	592	15	113	725
2020	9	4	514	17	201	745
+/- Var	<b>80.0%</b>	400%	<b>-13.2%</b>	13.3%	<b>77.9%</b>	<b>2.8%</b>
				Avg Locates per Day		<b>12</b>

# COUNTY TICKET VOLUME

YTD stats compared with previous year

Franklin	3 HR	CNCL	NEW	RXMT	UPDT	TOTAL Tickets
2019	45	39	2446	84	855	3469
2020	46	35	2809	82	535	3507
+/- Var	<b>2.2%</b>	<b>-10.3%</b>	<b>14.8%</b>	<b>-2.4%</b>	<b>-37.4%</b>	<b>1.1%</b>
				Avg Locates per Day		<b>55</b>

# COUNTY TICKET VOLUME

YTD stats compared with previous year

Granville	3 HR	CNCL	NEW	RXMT	UPDT	TOTAL Tickets
2019	35	15	1346	25	512	1933
2020	45	11	1459	32	536	2083
+/- Var	<b>28.6%</b>	<b>-26.7%</b>	<b>8.4%</b>	<b>28.0%</b>	<b>4.7%</b>	<b>7.8%</b>
				Avg Locates per Day		<b>33</b>

# COUNTY TICKET DISTRIBUTION

County/Place	03 Mar
<b>VANCE</b>	<b>491</b>
BULLOCKSVILLE	1
DABNEY	5
DREWRY	1
<b>HENDERSON</b>	<b>407</b>
KITTRELL	55
MIDDLEBURG	15
SOUTH HENDERSON	1
TOWNSVILLE	4
WILLIAMSBORO	2

# COUNTY TICKET DISTRIBUTION

County/Place	03 Mar
<b>WARREN</b>	<b>301</b>
AFTON	2
ELAMS	49
ENTERPRISE	6
LIBERIA	3
LICKSKILLET	4
MACON	45
MANSON	5
NORLINA	24
RIDGEWAY	2
VAUGHAN	6
VICKSBORO	1
<b>WARRENTON</b>	<b>144</b>
WISE	10

# COUNTY TICKET DISTRIBUTION

County/Place	03 Mar
<b>FRANKLIN</b>	<b>1444</b>
BUNN	98
CENTERVILLE	16
FIVE POINTS	3
<b>FRANKLINTON</b>	<b>321</b>
HARRIS CROSSROADS	16
INGLESIDE	21
JUSTICE	5
<b>LOUISBURG</b>	<b>382</b>
PILOT	4
RILEY	1
ROCKY FORD	2
WAKE FOREST	54
<b>YOUNGSVILLE</b>	<b>521</b>

# COUNTY TICKET DISTRIBUTION

County/Place	03 Mar
<b>GRANVILLE</b>	<b>691</b>
BEREA	3
BULLOCK	4
BUTNER	50
CORNWALL	8
CREEDMOOR	258
GRASSY CREEK	1
GRISSOM	11
OAK HILL	2
OXFORD	298
STEM	37
STOVALL	6
WILTON	13



# 2020

## CALENDAR OF EVENTS






**All April UCC onsite meetings are canceled. Other online options are being explored at this time.**

# April 20 - 26, 2020



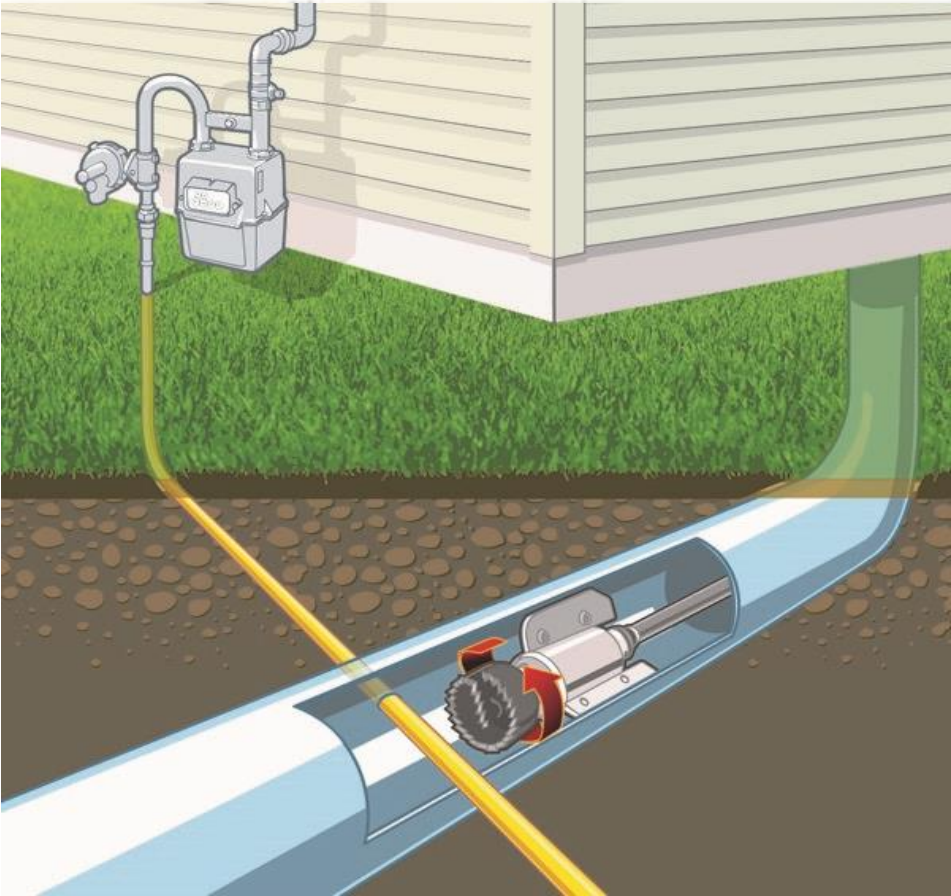
LSAW addresses the need to keep our locators safe on the job. Take the opportunity during this week to acknowledge the locators you work with and let them know how much you appreciate the difficult, challenging, and sometimes dangerous work they do protecting our underground utilities. Locator Safety Awareness Week takes place in the last full week of April.

# NC811 Board Meeting



The physical meeting has been canceled. A virtual meeting has been scheduled in its place.

# Flushing Wipes can be dangerous (seriously)!



This is from the Cross Bore Safety Association: We are seeing reports that the surface anti viral wipes, such as Lysol wipes, are being flushed down toilets This is causing more plugged sewers and pumping systems, including the sewer system pump stations. Since drain cleaning such as roto rooter work with cutting tools “activates” the risk from cross bores. We need to get the word out to the public ASAP.

JOIN US at the  
**2020 Joint NC/SC  
UCC Conference**

May 6th thru 8th in Cherokee



**CANCELLED**

**Joint NC/SC Utilities**



**Coordinating Committee Conference**

# THE NC811 EDUCATION TEAM



**HOWARD COREY**  
EDUCATION LIAISON  
EASTERN REGION



**TAMI STOUT**  
EDUCATION LIAISON  
SOUTHWEST REGION



**BRIAN MOREHOUSE**  
EDUCATION LIAISON  
WESTERN REGION



**ANN RUSHING**  
EDUCATION MANAGER



**PARRISH REDDICK**  
EDUCATION LIAISON  
PIEDMONT REGION



**STEVEN MOORE**  
MEDIA RELATION SPECIALIST

VISIT [NCUCC.ORG](http://NCUCC.ORG)



Use the UCC Issues form to voice your concerns to both local and state level UCC meetings in North Carolina. Available on both the NCUCC website and the NC811 app.