



JUNE is
NATIONAL
SAFETY MONTH

**Kerr Lake UCC “Franklin- Granville-
Vance- Warren”**

Safety Tips for working outdoors this summer



DRINK UP

Thirsty or not, drink plenty of water – a cup every 15 to 20 minutes. Avoid caffeine or alcohol which can dehydrate you.

ACCLIMATIZE

It takes time to adjust to working in heat. Work with your supervisor to gradually increase your work load and heat exposure.



Safety Tips for working outdoors this summer



COVER UP AND PROTECT

Wear light, loose-fitting clothing, UV rated sunglasses, and a wide-brim hat. Apply sunscreen with a Sun Protection Factor (SPF) of at least 30 and UVA / UVB protection. Re-apply every 2 hours and after sweating.

SHIELD FROM SUN

Set up shade structures or use umbrellas, buildings, or trees to shield you from the rays of the sun. You can get sunburn on a cloudy day.



Safety Tips for working outdoors this summer



TIME IT RIGHT

Try and avoid the sun and strenuous tasks between 11:00 a.m. and 4:00 p.m. when the sun's rays are strongest.


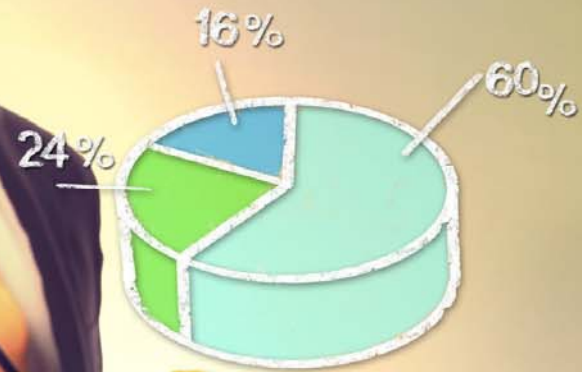
COOL OFF

Take breaks to rest and cool off in the shade or in air-conditioned buildings or vehicles. Don't over-exert yourself.



North 811
Carolina 
www.nc811.org

STATISTICS





Locate Requests & Transmissions



May 2018 vs 2017

Tickets

2018: 179,485

2017: 175,092

Difference: 2.5%

Transmissions

2018: 1,007,191

2017: 995,720

Difference: 1.2%

Year-to-Date

Tickets

2018: 823,558

2017: 798,715

Difference: 3.1%

Transmissions

2018: 4,620,039

2017: 4,528,162

Difference: 2.0%

County Ticket Volume

2018 Stats Compared with 2017

Franklin	3 HR	CNCL	NEW	RXMT	UPDT	TOTAL Tickets
2017	7	11	773	14	149	954
2018	7	11	844	14	193	1,069
+/- Var	0.0%	0.0%	9.2%	0.0%	29.5%	12.1%
				Avg Locates per Day		49



County Ticket Volume

2018 Stats Compared with 2017

Granville	3 HR	CNCL	NEW	RXMT	UPDT	TOTAL Tickets
2017	5	5	608	5	65	688
2018	16	6	602	17	161	802
+/- Var	220.0%	20.0%	-1.0%	240.0%	147.7%	16.6%
				Avg Locates per Day		36



County Ticket Volume

2018 Stats Compared with 2017

Vance	3 HR	CNCL	NEW	RXMT	UPDT	TOTAL Tickets
2017	5	5	339	8	84	441
2018	2	2	352	4	130	490
+/- Var	-60.0%	-60.0%	3.8%	-50.0%	54.8%	11.1%
				Avg Locates per Day		22



County Ticket Volume

2018 Stats Compared with 2017

Warren	3 HR	CNCL	NEW	RXMT	UPDT	TOTAL Tickets
2017	5	4	210	4	83	306
2018	6	1	209	4	125	345
+/- Var	20.0%	-75.0%	-0.5%	0.0%	50.6%	12.7%
				Avg Locates per Day		16



County Ticket Volume

YTD stats compared with previous year

Franklin	3 HR	CNCL	NEW	RXMT	UPDT	TOTAL Tickets
2017	47	61	3,500	73	608	4,289
2018	41	43	3,816	78	917	4,895
+/- Var	-12.8%	-29.5%	9.0%	6.8%	50.8%	14.1%
				Avg Locates per Day		46



County Ticket Volume

YTD stats compared with previous year

Granville	3 HR	CNCL	NEW	RXMT	UPDT	TOTAL Tickets
2017	24	27	2,479	50	465	3,045
2018	39	25	2,533	65	669	3,331
+/- Var	62.5%	-7.4%	2.2%	30.0%	43.9%	9.4%
				Avg Locates per Day		31



County Ticket Volume

YTD stats compared with previous year



Vance	3 HR	CNCL	NEW	RXMT	UPDT	TOTAL Tickets
2017	20	30	1,802	40	739	2,631
2018	24	17	1,797	53	533	2,424
+/- Var	20.0%	-43.3%	-0.3%	32.5%	-27.9%	-7.9%
				Avg Locates per Day		23

County Ticket Volume

YTD stats compared with previous year

Warren	3 HR	CNCL	NEW	RXMT	UPDT	TOTAL Tickets
2017	18	24	923	24	210	1,199
2018	16	3	977	24	480	1,500
+/- Var	-11.1%	-87.5%	5.9%	0.0%	128.6%	25.1%
				Avg Locates per Day		14



County Ticket Distribution



FRANKLIN	1,069
BUNN	84
CENTERVILLE	2
FIVE POINTS	1
FRANKLINTON	175
LOUISBURG	343
PEARCES	1
PILOT	11
RILEY	1
ROCKY FORD	1
SOCIAL PLAINS	5
WAKE FOREST	8
WHITE LEVEL	1
YOUNGSVILLE	436

County Ticket Distribution



GRANVILLE	802
BEREA	3
BULLOCK	6
BUTNER	89
CREEDMOOR	291
GRISSOM	34
OAK HILL	3
OXFORD	299
STEM	49
STOVALL	9
WILBOURNS	3
WILTON	16

County Ticket Distribution



VANCE	490
DABNEY	2
DREWRY	1
HENDERSON	377
KITTRELL	20
MIDDLEBURG	68
SOUTH HENDERSON	3
TOWNSVILLE	5
WILLIAMSBORO	14

County Ticket Distribution



WARREN	345
ARCOLA	2
ELAMS	25
ELBERON	1
ENTERPRISE	7
EPWORTH	3
FIVE FORKS	3
LICKSKILLET	1
MACON	112
MANSON	21
NORLINA	51
ODELL	1
RIDGEWAY	2
SNOW HILL	1
VAUGHAN	3
WARRENTON	92
WISE	20



EVENTS



2Q18

July 20, 2018
Lake Lure, NC

3Q18

October 19, 2018

For booking info reach out to Tonya Hargraves
tonya@nc811.org

NC Underground Damage Prevention Review Board Meetings

**Located at:
2550 Operations Way,
Raleigh, NC**

July 17, 2018 & October 16, 2018
at 10am to 4pm



State NCUCC Meetings

July 10, 2018
10am to noon
in Hickory, NC
at Piedmont Natural Gas

September 11, 2018
10am to noon
in Concord, NC
at PSNC Energy

MARK YOUR CALENDAR NOW



NC811 EDUCATION DEPARTMENT



Ann



Howard



Tami



Brian



Kevin



Steve

**Thank you for your time and attention.
You can get a PDF copy of this presentation
on www.ncucc.org**



Use the UCC Issues form to voice your concerns to both local and state level UCC meetings in North Carolina.
Available on both the NCUCC website and the NC811 app.



Meeting Minutes

6/5/2018 12:00pm

Called to Order & Welcomed Guests

- Bonnie Collier called meeting to order @ 12:00pm
- Approval of minutes from last meeting
- Introductions

Old Business

New Business

- Safety Moment:
 - Stay hydrated with water in the heat.
 - Be mindful of kids being around in yard while on lawn mower. An unfortunate incident occurred where child ran up to lawn mower and was not seen until he was right there at running mower and was injured.
- It was recommended that we send letters to governing bodies requesting attendance for locators, etc to attend the UCC meetings. Kevin with 811 will explore this idea within 811.
- If any questions or need help with locate tickets, please call Kevin Smith with 811 336-707-4528
- Emergencies still require a 3 working day notice but good relations help with getting responders there faster. UCC meetings are a great place to start building those relationships.
- The public needs to be more educated on 811 to call before they dig.
- Oxford is now requiring copies of cleared tickets from sub before they begin work.
- 811 PPP
- Speeding and distracted driving causes accidents in work zones. Please make sure workers are aware and have plans in action to help stay safe.

Our next meeting will be held July ? at 12pm at PSNC Energy, 500 Industry Dr, Henderson. PSNC Energy is our sponsor for July.

Special thanks to our sponsor for lunch – Don Griesediec with Spectrum

Meeting adjourned at 1:25pm

The following is a list of upcoming sponsors for breakfast or lunch:

January – City of Oxford/Vance Construction

February - Franklin County

March - PSNC

April – NC 811

May – City of Henderson

June – Spectrum

July – PSNC

August – USIC

September – Duke Energy

October – City of Oxford ??

November – Mastec lunch

December – Warren Co Utilities/Frontier lunch

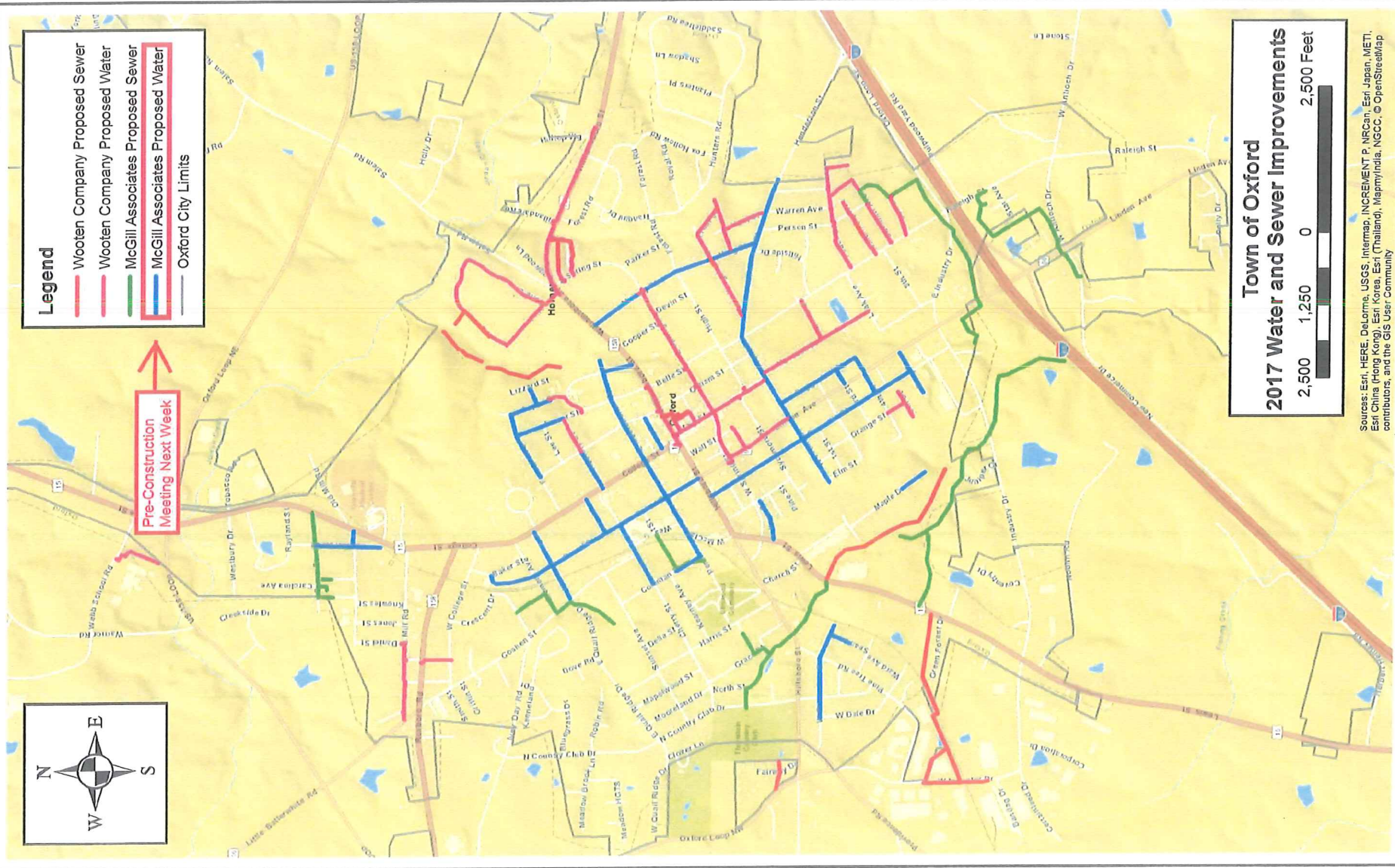
Minutes submitted by:
Bonnie Collier



Pre-Construction Meeting Next Week

Legend

- Wooten Company Proposed Sewer
- Wooten Company Proposed Water
- McGill Associates Proposed Sewer
- McGill Associates Proposed Water
- Oxford City Limits



Town of Oxford
2017 Water and Sewer Improvements

2,500 1,250 0 2,500 Feet

Sources: Esri, HERE, DeLorme, USGS, Intermap, INCREMENT P, NRCan, Esri Japan, METI, Esri China (Hong Kong), Esri Korea, Esri (Thailand), MapmyIndia, NGCC, © OpenStreetMap contributors, and the GIS User Community