



## Meeting Minutes

6/4/2019 9:00am

### Called to Order & Welcomed Guests

- Andy Perkinson called meeting to order @ 9am
- Approval of minutes from last meeting
- Introductions

### Old Business

### New Business

- Safety Moment: Be aware of your surroundings. Make sure you stay hydrated, if need be take a break. Know your limitations.
- 811 PPP
  - OSHA kids video
  - Emergency and 3 hour tickets can only be called in at this time. They are looking at the option of submitting online.
  - All UCC minutes are posted and can be found online [www.ncucc.org](http://www.ncucc.org)
  - Positive response – do not clear tickets unless they have been marked. A utility company hit a 8” sewer line due to misinformed information on positive response.
  - It is good practice for locaters to take pictures and for excavators to take pictures

**Our next meeting will be held July 9 at 12pm at Dominion Energy, 500 Industry Dr, Henderson.**

**Special thanks to our sponsors for breakfast – Duke Energy Donald Williams & Gordon Jefferson**

Meeting adjourned at 10am

**The following is a list of upcoming sponsors:**

January – Charter

February - Franklin County

March – Dominion Energy

April – Charter

May – City of Henderson

June – Duke Energy

July –

August – USIC

September –

October – City of Oxford

November – Mastec lunch

December – Warren Co Utilities

Minutes submitted by:

Bonnie L Collier



June 2019



Kerr Lake UCC



#NationalSafetyMonth





# Locate Requests & Transmissions

## May. 2019 vs 2018

### Tickets

2019: 207,168

2018: 179,485

Difference: 15.42%

### Transmissions

2019: 1,118,707

2018: 1,007,191

Difference: 11.07%

## Year-to-Date

### Tickets

2019: 962,288

2018: 823,588

Difference: 16.85%

### Transmissions

2019: 5,196,355

2018: 4,620,039

Difference: 12.47%

# County Ticket Volume

2019 Stats Compared with 2018



	Type Ticket					
Vance	3 HR	CNCL	NEW	RXMT	UPDT	TOTAL Tickets
2018	2	2	352	4	130	490
2019	15	3	329	10	113	470
+/- Var	650.0%	50.0%	-6.5%	150.0%	-13.1%	-4.1%
			Avg Locates per Day			22

# County Ticket Volume

2019 Stats Compared with 2018



	Type Ticket					
Warren	3 HR	CNCL	NEW	RXMT	UPDT	TOTAL Tickets
2018	6	1	209	4	125	345
2019	11	0	212	15	36	274
+/- Var	83.3%	-100.0%	1.4%	275.0%	-71.2%	-20.6%
			Avg Locates per Day			13



# County Ticket Volume

2019 Stats Compared with 2018



	Type Ticket					
Franklin	3 HR	CNCL	NEW	RXMT	UPDT	TOTAL Tickets
2018	7	11	844	14	193	1069
2019	34	14	983	27	337	1395
+/- Var	385.7%	27.3%	16.5%	92.9%	74.6%	30.5%
			Avg Locates per Day			66

# County Ticket Volume

2019 Stats Compared with 2018



	Type Ticket					
Granville	3 HR	CNCL	NEW	RXMT	UPDT	TOTAL Tickets
2018	16	6	602	17	161	802
2019	34	15	600	41	131	821
+/- Var	112.5%	150.0%	-0.3%	141.2%	-18.6%	2.4%
			Avg Locates per Day			39

# County Ticket Volume



YTD stats compared with previous year

	Type Ticket						
Vance	3 HR	CNCL	NEW	RXMT	UPDT	TOTAL Tickets	
2018	24	17	1797	53	533	2424	
2019	39	16	1839	48	457	2399	
+/- Var	62.5%	-5.9%	2.3%	-9.4%	-14.3%	-1.0%	
			Avg Locates per Day			24	

# County Ticket Volume



YTD stats compared with previous year

	Type Ticket					
Warren	3 HR	CNCL	NEW	RXMT	UPDT	TOTAL Tickets
2018	16	3	977	24	480	1500
2019	43	3	1014	41	191	1292
+/- Var	168.8%	0.0%	3.8%	70.8%	-60.2%	-13.9%
			Avg Locates per Day			13

# County Ticket Volume



YTD stats compared with previous year

	Type Ticket					
Franklin	3 HR	CNCL	NEW	RXMT	UPDT	TOTAL Tickets
2018	41	43	3816	78	917	4895
2019	113	61	4286	141	1473	6074
+/- Var	175.6%	41.9%	12.3%	80.8%	60.6%	24.1%
			Avg Locates per Day			60

# County Ticket Volume



YTD stats compared with previous year

	Type Ticket					
Granville	3 HR	CNCL	NEW	RXMT	UPDT	TOTAL Tickets
2018	39	25	2533	65	669	3331
2019	89	43	2450	86	749	3417
+/- Var	128.2%	72.0%	-3.3%	32.3%	12.0%	2.6%
			Avg Locates per Day			34

# County Ticket Distribution



County/Place	06 May
<b>VANCE</b>	<b>470</b>
DABNEY	12
DREWRY	1
<b>HENDERSON</b>	<b>408</b>
KITTRELL	11
MIDDLEBURG	17
SOUTH HENDERSON	1
TOWNSVILLE	12
TUNGSTEN	2
WILLIAMSBORO	6

# County Ticket Distribution



County/Place	06 May
<b>WARREN</b>	<b>274</b>
AFTON	1
CHURCH HILL	1
ELAMS	30
ENTERPRISE	3
INEZ	1
<b>MACON</b>	<b>54</b>
MANSON	14
<b>NORLINA</b>	<b>50</b>
SNOW HILL	1
VAUGHAN	4
<b>WARRENTON</b>	<b>114</b>
WISE	1



# County Ticket Distribution



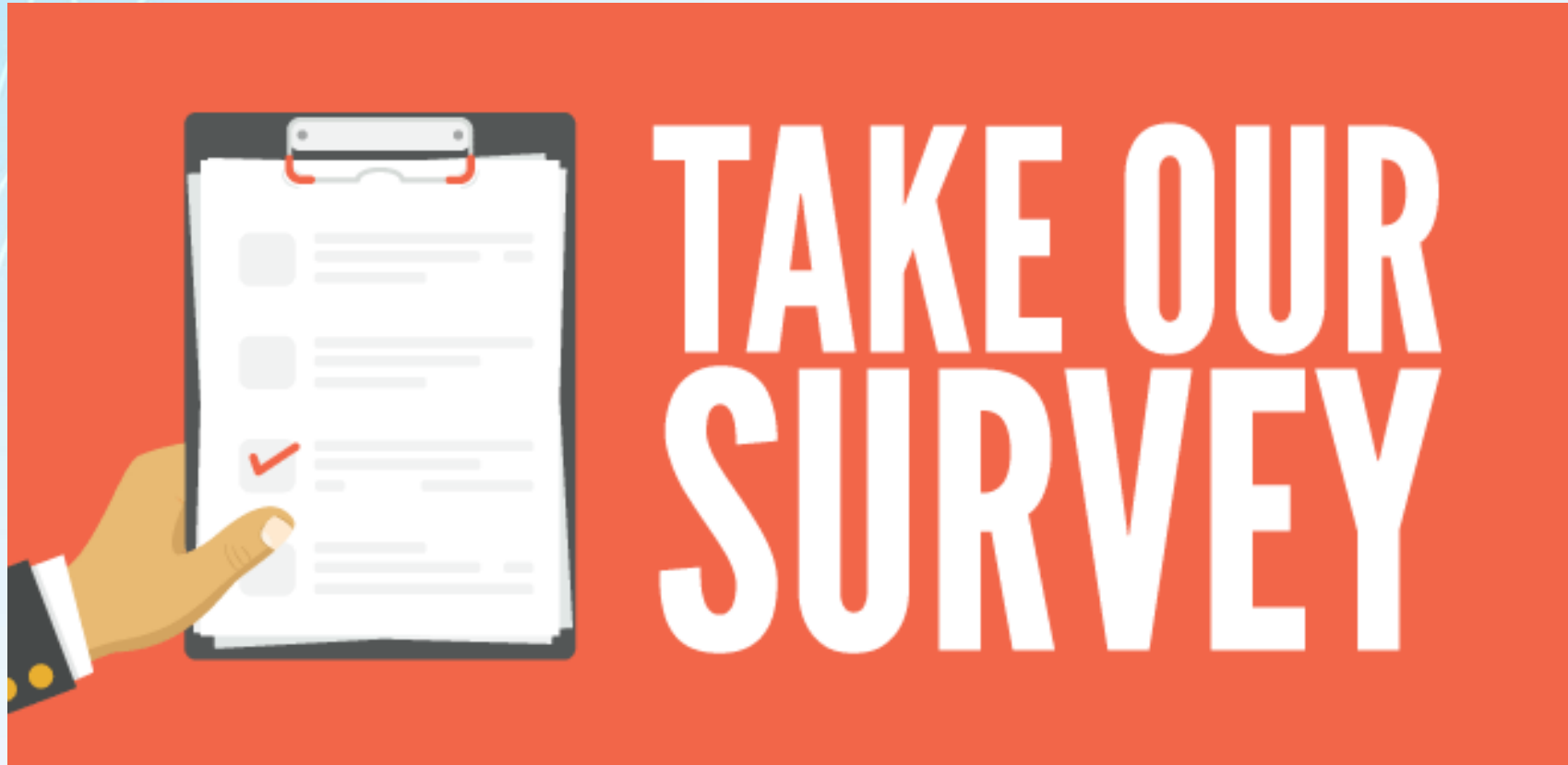
County/Place	06 May
<b>FRANKLIN</b>	<b>1395</b>
BUNN	60
CENTERVILLE	1
<b>FRANKLINTON</b>	<b>328</b>
GOLD SAND	1
HARRIS CROSSROADS	97
LAKE VIEW	1
<b>LOUISBURG</b>	<b>362</b>
PEARCES	7
PILOT	4
PINE RIDGE	1
SOCIAL PLAINS	2
WAKE FOREST	32
<b>YOUNGSVILLE</b>	<b>499</b>

# County Ticket Distribution



County/Place	06 May
<b>GRANVILLE</b>	<b>821</b>
BEREA	6
BULLOCK	5
BUTNER	76
CORNWALL	1
<b>CREEDMOOR</b>	<b>328</b>
FAIRPORT	1
GRASSY CREEK	2
GRISSOM	66
<b>OXFORD</b>	<b>288</b>
STEM	27
STOVALL	8
WILBOURNS	2
WILTON	11

# Take our online UCC survey



Help us grow  
your local UCC  
with your  
feedback.


# 3 Hour Notice vs Destroyed Marks

*When to use each*

## 3 Hour Notice



*Evidence of unmarked utilities in the area*



*3 working days have passed and no response from locators*

## Destroyed Marks



*Area was located but markings have been destroyed due to weather, mowing, etc.*



# Meetings & Events

# Holidays in June

## June 14: Flag Day

On this date in 1777, the Second Continental Congress adopted the flag of the United States.

Teaching resources at:  
[FCIT.USF.EDU/PROJECT/FLAG](http://FCIT.USF.EDU/PROJECT/FLAG)



## June 16th

\* Denotes observed Holidays. NC811 will be open to accept all locate requests on observed holidays. Observed holidays are excluded from the three working day notice as well.



**BOARD  
MEETING**



**2Q19**

July 19, 2019

NC811 Event Center, Greensboro, NC

**3Q19**

October 18, 2019

Shell Island Resort, Wrightsville Beach, NC

For booking info, contact

Tonya Hargraves: [tonya@nc811.org](mailto:tonya@nc811.org)

# Save the Date



**MOCK LINE STRIKE**  
EDUCATION THROUGH DEMONSTRATION

[ncpipesplus.org/mock-line-strike.html](http://ncpipesplus.org/mock-line-strike.html)

**October 2<sup>nd</sup> 2019**

CABARRUS ARENA & EVENTS CENTER,  
4751 NC-49, CONCORD, NC 28025

[Locator Training on October 1st, 2019](#)



**North Carolina 811**  
[www.nc811.org](http://www.nc811.org)





# **NC Underground Damage Prevention Review Board**

**Located at: 2550 Operations Way, Raleigh, NC**

July 16, 2019 - 10am to 4pm

October 15, 2019 - 10am to 4pm

<https://www.nc811.org/report-a-violation.html>



# NC Locate Resolution Partnership Committee

Every 2 months on the third Wednesday  
NC 811, 5009 High Point Rd, Greensboro, NC

Wednesday, June 19, 11:00am – 1:00pm  
Wednesday, August 21, 11:00am – 1:00pm





# Homeowners prefer to call.

**70 percent of Americans want to pick up a phone to call 811, but millennials are more likely to want online or app solutions (27%).**



A PDF of this presentation is available at [www.ncucc.org](http://www.ncucc.org)

*Use the UCC Issues form to voice your concerns to both local and state level UCC meetings in North Carolina. Available on both the NCUCC website and the NC811 app.*

June 2019



Kerr Lake UCC



#NationalSafetyMonth



# Locate Requests & Transmissions

## May. 2019 vs 2018

### Tickets

2019: 207,168

2018: 179,485

Difference: 15.42%

### Transmissions

2019: 1,118,707

2018: 1,007,191

Difference: 11.07%

## Year-to-Date

### Tickets

2019: 962,288

2018: 823,588

Difference: 16.85%

### Transmissions

2019: 5,196,355

2018: 4,620,039

Difference: 12.47%

# County Ticket Volume

2019 Stats Compared with 2018



	Type Ticket					
Vance	3 HR	CNCL	NEW	RXMT	UPDT	TOTAL Tickets
2018	2	2	352	4	130	490
2019	15	3	329	10	113	470
+/- Var	650.0%	50.0%	-6.5%	150.0%	-13.1%	-4.1%
			Avg Locates per Day			22

# County Ticket Volume

2019 Stats Compared with 2018



	Type Ticket					
Warren	3 HR	CNCL	NEW	RXMT	UPDT	TOTAL Tickets
2018	6	1	209	4	125	345
2019	11	0	212	15	36	274
+/- Var	83.3%	-100.0%	1.4%	275.0%	-71.2%	-20.6%
			Avg Locates per Day			13

# County Ticket Volume

2019 Stats Compared with 2018



	Type Ticket					
Franklin	3 HR	CNCL	NEW	RXMT	UPDT	TOTAL Tickets
2018	7	11	844	14	193	1069
2019	34	14	983	27	337	1395
+/- Var	385.7%	27.3%	16.5%	92.9%	74.6%	30.5%
			Avg Locates per Day			66



# County Ticket Volume

2019 Stats Compared with 2018



	Type Ticket					
Granville	3 HR	CNCL	NEW	RXMT	UPDT	TOTAL Tickets
2018	16	6	602	17	161	802
2019	34	15	600	41	131	821
+/- Var	112.5%	150.0%	-0.3%	141.2%	-18.6%	2.4%
			Avg Locates per Day			39

# County Ticket Volume



YTD stats compared with previous year

	Type Ticket					
Vance	3 HR	CNCL	NEW	RXMT	UPDT	TOTAL Tickets
2018	24	17	1797	53	533	2424
2019	39	16	1839	48	457	2399
+/- Var	62.5%	-5.9%	2.3%	-9.4%	-14.3%	-1.0%
			Avg Locates per Day			24

# County Ticket Volume



YTD stats compared with previous year

	Type Ticket						
Warren	3 HR	CNCL	NEW	RXMT	UPDT	TOTAL Tickets	
2018	16	3	977	24	480	1500	
2019	43	3	1014	41	191	1292	
+/- Var	168.8%	0.0%	3.8%	70.8%	-60.2%	-13.9%	
			Avg Locates per Day			13	

# County Ticket Volume



YTD stats compared with previous year

	Type Ticket					
Franklin	3 HR	CNCL	NEW	RXMT	UPDT	TOTAL Tickets
2018	41	43	3816	78	917	4895
2019	113	61	4286	141	1473	6074
+/- Var	175.6%	41.9%	12.3%	80.8%	60.6%	24.1%
			Avg Locates per Day			60

# County Ticket Volume



YTD stats compared with previous year

	Type Ticket					
Granville	3 HR	CNCL	NEW	RXMT	UPDT	TOTAL Tickets
2018	39	25	2533	65	669	3331
2019	89	43	2450	86	749	3417
+/- Var	128.2%	72.0%	-3.3%	32.3%	12.0%	2.6%
			Avg Locates per Day			34

# County Ticket Distribution



County/Place	06 May
<b>VANCE</b>	<b>470</b>
DABNEY	12
DREWRY	1
<b>HENDERSON</b>	<b>408</b>
KITTRELL	11
MIDDLEBURG	17
SOUTH HENDERSON	1
TOWNSVILLE	12
TUNGSTEN	2
WILLIAMSBORO	6

# County Ticket Distribution



County/Place	06 May
<b>WARREN</b>	<b>274</b>
AFTON	1
CHURCH HILL	1
ELAMS	30
ENTERPRISE	3
INEZ	1
<b>MACON</b>	<b>54</b>
MANSON	14
<b>NORLINA</b>	<b>50</b>
SNOW HILL	1
VAUGHAN	4
<b>WARRENTON</b>	<b>114</b>
WISE	1

# County Ticket Distribution



County/Place	06 May
<b>FRANKLIN</b>	<b>1395</b>
BUNN	60
CENTERVILLE	1
<b>FRANKLINTON</b>	<b>328</b>
GOLD SAND	1
HARRIS CROSSROADS	97
LAKE VIEW	1
<b>LOUISBURG</b>	<b>362</b>
PEARCES	7
PILOT	4
PINE RIDGE	1
SOCIAL PLAINS	2
WAKE FOREST	32
<b>YOUNGSVILLE</b>	<b>499</b>

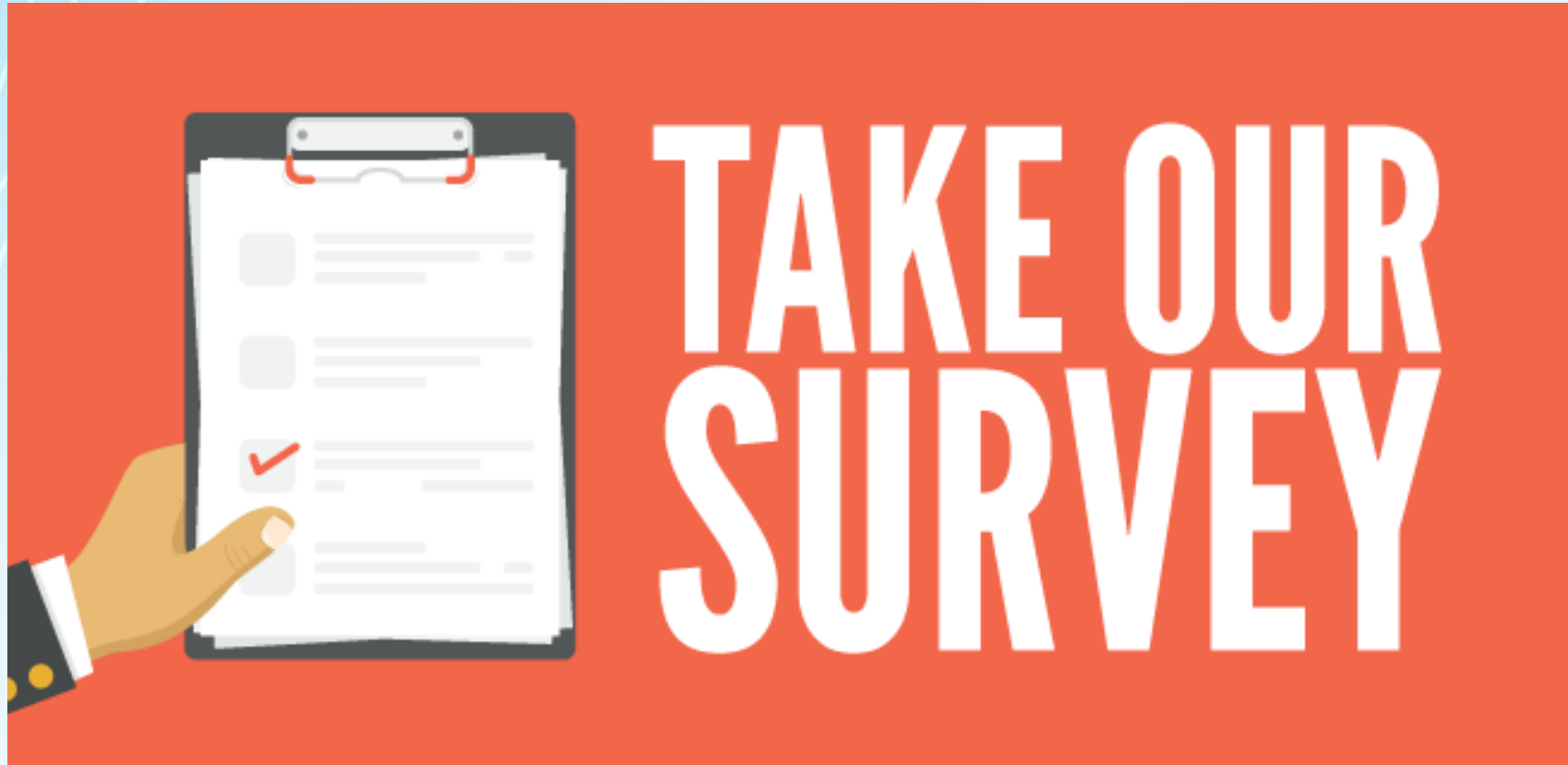


# County Ticket Distribution



County/Place	06 May
<b>GRANVILLE</b>	<b>821</b>
BEREA	6
BULLOCK	5
BUTNER	76
CORNWALL	1
<b>CREEDMOOR</b>	<b>328</b>
FAIRPORT	1
GRASSY CREEK	2
GRISSOM	66
<b>OXFORD</b>	<b>288</b>
STEM	27
STOVALL	8
WILBOURNS	2
WILTON	11

# Take our online UCC survey



Help us grow  
your local UCC  
with your  
feedback.


# 3 Hour Notice vs Destroyed Marks

*When to use each*

## 3 Hour Notice



*Evidence of unmarked utilities in the area*



*3 working days have passed and no response from locators*

## Destroyed Marks



*Area was located but markings have been destroyed due to weather, mowing, etc.*



Meetings & Events

# Holidays in June

## June 14: Flag Day

On this date in 1777, the Second Continental Congress adopted the flag of the United States.

Teaching resources at:  
[FCIT.USF.EDU/PROJECT/FLAG](http://FCIT.USF.EDU/PROJECT/FLAG)



## June 16th

\* Denotes observed Holidays. NC811 will be open to accept all locate requests on observed holidays. Observed holidays are excluded from the three working day notice as well.



**BOARD  
MEETING**

**2Q19**

July 19, 2019

NC811 Event Center, Greensboro, NC

**3Q19**

October 18, 2019

Shell Island Resort, Wrightsville Beach, NC

For booking info, contact

Tonya Hargraves: [tonya@nc811.org](mailto:tonya@nc811.org)

# Save the Date



**MOCK LINE STRIKE**  
EDUCATION THROUGH DEMONSTRATION

[ncpipesplus.org/mock-line-strike.html](http://ncpipesplus.org/mock-line-strike.html)

**October 2<sup>nd</sup> 2019**

CABARRUS ARENA & EVENTS CENTER,  
4751 NC-49, CONCORD, NC 28025

[Locator Training on October 1st, 2019](#)



**North Carolina 811**  
[www.nc811.org](http://www.nc811.org)



# **NC Underground Damage Prevention Review Board**

**Located at: 2550 Operations Way, Raleigh, NC**

July 16, 2019 - 10am to 4pm

October 15, 2019 - 10am to 4pm

<https://www.nc811.org/report-a-violation.html>





# NC Locate Resolution Partnership Committee

Every 2 months on the third Wednesday  
NC 811, 5009 High Point Rd, Greensboro, NC

Wednesday, June 19, 11:00am – 1:00pm  
Wednesday, August 21, 11:00am – 1:00pm





# Homeowners prefer to call.

**70 percent of Americans want to pick up a phone to call 811, but millennials are more likely to want online or app solutions (27%).**



A PDF of this presentation is available at [www.ncucc.org](http://www.ncucc.org)

*Use the UCC Issues form to voice your concerns to both local and state level UCC meetings in North Carolina. Available on both the NCUCC website and the NC811 app.*