



**Utilities Coordinating Committee of the Lower Cape Fear
Serving New Hanover, Brunswick and Pender Counties**

May 21, 2019

Meeting held at City of Wilmington- 212 Operations Center Dr- Engineering Conference Room

Time Began: 9:04 AM

Time End: 10:14 AM

Call Meeting to Order

Norman Bardon- Chairperson

Misty Rose- Secretary

- Mission Statement
- Member Introductions- 15 Members Attended

NC 811- Howard Corey

Locate Requests/Transmission Numbers

County Ticket Volume

County Ticket Distribution

Excavation Guide

Meetings and Events

Video shown of the events NC 811 did around the state during April for National Safe Digging Month

Informed a survey will be sent out to members about the UCC meetings-please complete and return

Half of all damages occur during the summer months- dig safe!

Projects

PNG/SEC- Hwy 211 project, Market St Overpass, Market St Main will begin this summer

Meeting Discussions

The concern for slow response time, specifically for survey tickets was brought up and discussed. Helpful information was shared of whom to contact for which utilities. Also, if no resolution, a complaint can be filed against the utility company with NC Underground Damage Prevention Board. Complaints can only be filed against the utility company, NC 811 or the excavator, not locators.

Discussed new locating tape that Brunswick County will start using in the near future for their pipe.

Reminder List

811 App: Remind your locators and excavators to use it. It is a really good tool.

Training: Ensure your excavators and locators have the proper training

NC 811 Holidays: Next holiday is Memorial Day (May 27)

Century Link is no longer located by USIC. New contact person for Century Link is Marquise Valentine- (610) 329-1648

Adjourn Meeting

Our next meeting will be June 18, 2019 at NCDOT/Traffic Services- 5504 Barbados Blvd Wilmington

UCC of the Lower Cape Fear
Attendance

Date: 5/21/19

Name	Company	Phone #	email address
Anthony Colón	Pender Utilities	910-389-3379	acolón@PenderCountyNC.gov
Katlyn Klug	Evergreen Clearing	910-777-5946	K.Klug@evergreenclearing.com
Paul Floege	NVS/Calyx	919-995-3428	pfloege@calyxengineers.com
Dean Exline	Geotimination	910-799-2099	dexline@gisspc.com
ISRAEL WILLET	TRENCH SAFETY, UNITED REMEDIATION	919-710-1686	I.WILLET@UR.com
Shane Wareham	Unitel Rentals	919-730-2215	SWareham@ur.com
Matt Smith	Brunswick County	910-753-7702	matt.smith@brunswickcountync.gov
MATT HANCOCK	SEC	910-612-8815	mhancock@seconnections.com
Misty Rose	SEC	910-728-4415	mrose@seconnections.com
KEITH KEEN	CITY OF WILM	910-899-8294	keith.keen@wilmingtonnc.gov
DENNIS RACHOCKI	" " "	910-341-5899	DENNIS.RACHOCKI@ " " "
NORMAN BARDON	Piedmont NG	910-520-5808	Norman.Bardon@DUKE-Energy.com

May 2019



Lower Cape Fear UCC

Locate Requests & Transmissions

Apr. 2019 vs 2018

Tickets

2019: 202,893

2018: 175,205

Difference: 15.8%

Transmissions

2019: 1,087,162

2018: 961,306

Difference: 13.1%

Year-to-Date

Tickets

2019: 755,120

2018: 644,073

Difference: 17.2%

Transmissions

2019: 4,091,671

2018: 3,525,463

Difference: 16.1%

County Ticket Volume

2019 Stats Compared with 2018



	Type Ticket					
New Hanover	3 HR	CNCL	NEW	RXMT	UPDT	Total Tickets
2018	87	44	2773	92	1154	4150
2019	178	68	3322	96	1572	5236
+/- Var	104.6%	54.5%	19.8%	4.3%	36.2%	26.2%
		Avg Locates per Day				249

County Ticket Volume

2019 Stats Compared with 2018



	Type Ticket					
Brunswick	3 HR	CNCL	NEW	RXMT	UPDT	Total Tickets
2018	103	26	3193	52	715	4089
2019	74	49	3257	74	898	4352
+/- Var	-28.2%	88.5%	2.0%	42.3%	25.6%	6.4%
		Avg Locates per Day				207

County Ticket Volume



2019 Stats Compared with 2018

	Type Ticket					
Pender	3 HR	CNCL	NEW	RXMT	UPDT	Total Tickets
2018	11	14	867	24	154	1070
2019	30	12	979	32	198	1251
+/- Var	172.7%	-14.3%	12.9%	33.3%	28.6%	16.9%
		Avg Locates per Day				60

County Ticket Volume



YTD stats compared with previous year

	Type Ticket					
New Hanover	3 HR	CNCL	NEW	RXMT	UPDT	Total Tickets
2018	237	180	10155	330	3975	14877
2019	737	326	13179	387	6200	20829
+/- Var	211.0%	81.1%	29.8%	17.3%	56.0%	40.0%
		Avg Locates per Day				257

County Ticket Volume



YTD stats compared with previous year

	Type Ticket					
Brunswick	3 HR	CNCL	NEW	RXMT	UPDT	Total Tickets
2018	238	173	11955	307	3635	16308
2019	260	170	12452	299	3282	16463
+/- Var	9.2%	-1.7%	4.2%	-2.6%	-9.7%	1.0%
		Avg Locates per Day				203

County Ticket Volume



YTD stats compared with previous year

	Type Ticket					
Pender	3 HR	CNCL	NEW	RXMT	UPDT	Total Tickets
2018	35	45	3114	86	522	3802
2019	49	33	3474	96	974	4626
+/- Var	40.0%	-26.7%	11.6%	11.6%	86.6%	21.7%
		Avg Locates per Day				57

County Ticket Distribution



County/Place	04 Apr
NEW HANOVER	5236
BAYSHORE	58
CAROLINA BEACH	241
CASTLE HAYNE	124
HIGHTSVILLE	10
KINGS GRANT	38
KIRKLAND	21
KURE BEACH	113
MASONBORO	24
MURRAYSVILLE	86
MYRTLE GROVE	40
MYRTLE GROVE JUNCTIO	1
OGDEN	47
SEA BREEZE	7

SEAGATE	2
SILVER LAKE	30
WILMINGTON	4274
WILMINGTON BEACH	4
WINDEMERE	1
WRIGHTSBORO	53
WRIGHTSVILLE	2
WRIGHTSVILLE BEACH	60

County Ticket Distribution



County/Place	04 Apr
BRUNSWICK	4352
ASH	47
BALD HEAD ISLAND	44
BELVILLE	27
BOILING SPRING LAKES	52
BOLIVIA	162
CALABASH	198
CAROLINA SHORES	45
CASWELL BEACH	6
GRISSETTOWN	1
HICKMANS CROSSROADS	1
HOLDEN BEACH	363
LELAND	985
LONG BEACH	8
LONGWOOD	6
MIDWAY	6

MILL CREEK	1
NAVASSA	22
NORTHWEST	74
OAK ISLAND	652
OCEAN ISLE BEACH	332
SAINT JAMES	135
SANDY CREEK	1
SHALLOTTE	230
SHELL POINT	2
SOUTHPORT	470
SUNSET BEACH	136
SUNSET HARBOR	4
SUPPLY	166
TOWN CREEK	28
VARNAMTOWN	5
WINNABOW	143

County Ticket Distribution

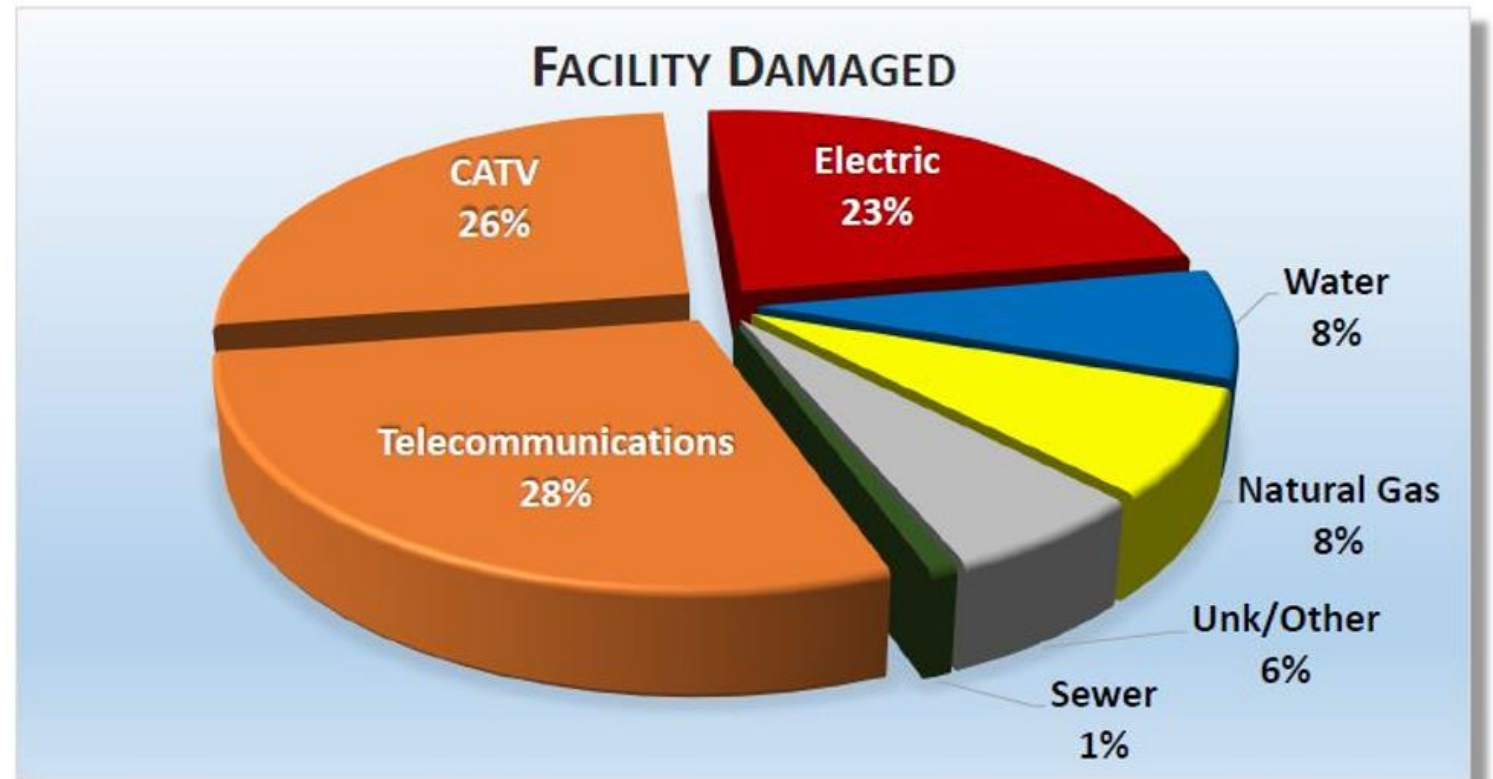


County/Place	04 Apr
PENDER	1251
ATKINSON	9
BURGAW	194
CURRIE	26
HAMPSTEAD	546
LONG CREEK	6
MAPLE HILL	4
PENDERLEA	2
ROCKY POINT	176
SAINT HELENA	2
SCOTTS HILL	14
SURF CITY	104
TOPSAIL	74
TOPSAIL BEACH	55
WALLACE	5
WATHA	16
WILLARD	18

Incidents

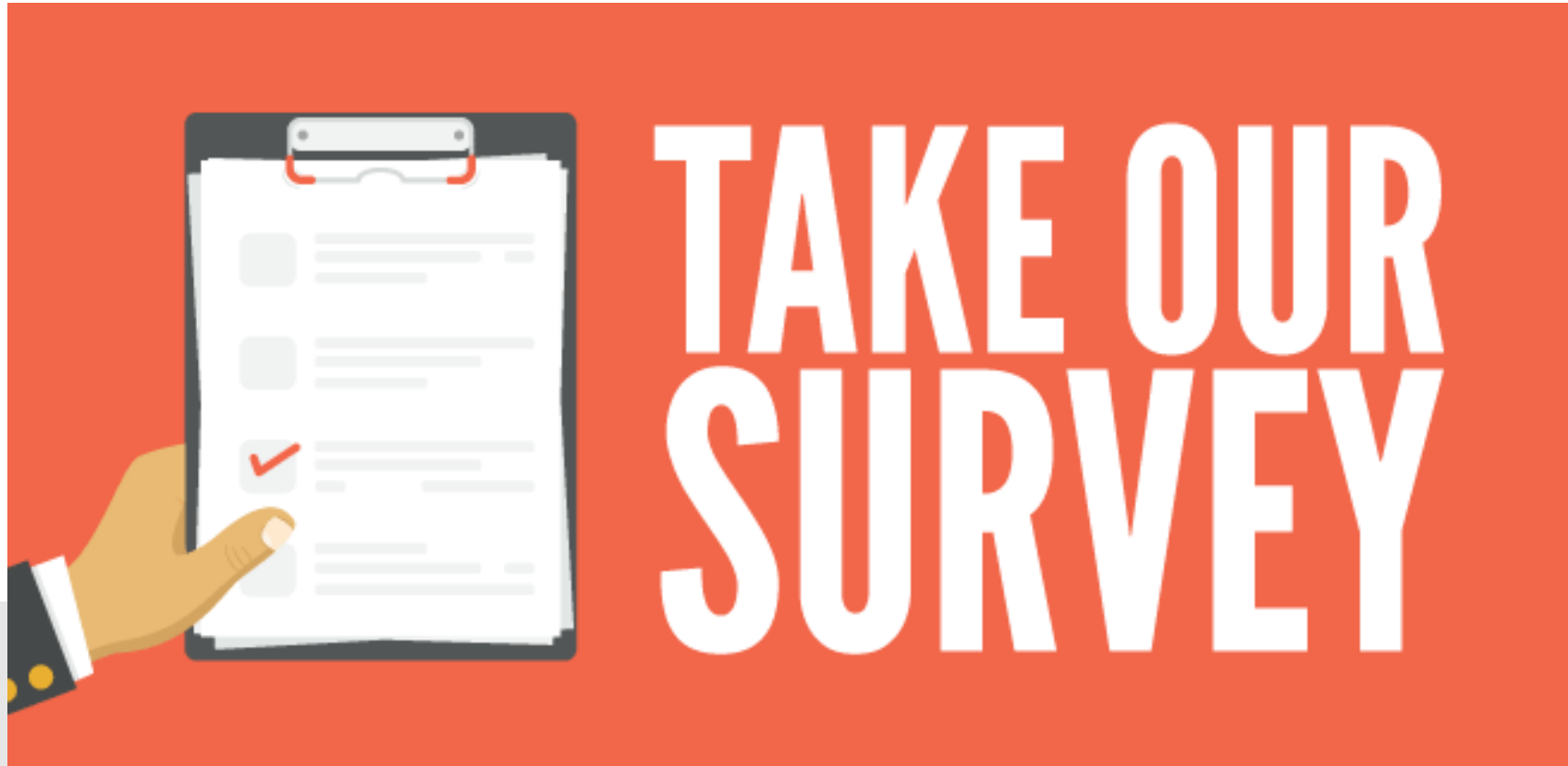


Facility Damaged	Events	% of Grand Total
Telecommunications	739	28.33%
CATV	679	26.03%
Electric	612	23.46%
Water	206	7.90%
Natural Gas	198	7.59%
Unknown/Other	154	5.90%
Sewer	21	0.80%
Grand Total	2609	100%



NC811, Q1 2019: 2609 Damage Events in 83 Counties

Online UCC Survey coming soon.



Help us grow
your local UCC
with your
feedback.



**Know what's below.
Call before you dig.**

811 and Lowe's are teaming up for safety!

Lowe's has partnered with 811 to share the "Call Before You Dig" message. Each tree in their Garden Center now has 811 on the wrap.

#811Lowe's






Meetings&Events

Holidays in May



Mother's Day
May 12th



***May 27th**



May 18th

* Denotes observed Holidays. NC811 will be open to accept all locate requests on observed holidays. Observed holidays are excluded from the three working day notice as well.



2Q19

July 19, 2019

NC811 Event Center, Greensboro, NC

3Q19

October 18, 2019

Shell Island Resort, Wrightsville Beach, NC

For booking info, contact

Tonya Hargraves: tonya@nc811.org



NC Underground Damage Prevention Review Board

Located at: 2550 Operations Way, Raleigh, NC

July 16, 2019 - 10am to 4pm

October 15, 2019 - 10am to 4pm

<https://www.nc811.org/report-a-violation.html>



NC Locate Resolution Partnership Committee

Every 2 months on the third Wednesday
NC 811, 5009 High Point Rd, Greensboro, NC

Wednesday, June 19, 11:00am – 1:00pm
Wednesday, August 21, 11:00am – 1:00pm



Half of All Damages Occur in Summer

50 percent of reported damages occurred between June and September in 2017.



2017 DIRT Report • CommonGroundAlliance.com/DIRT



A PDF of this presentation is available at www.ncucc.org

Use the UCC Issues form to voice your concerns to both local and state level UCC meetings in North Carolina. Available on both the NCUCC website and the NC811 app.