

NORTHWEST TRIAD UCC MEETING

2300 LOWERY ST

WINSTON SALEM, NC

MAY 25, 2017

Jamie Cummings welcomed everyone to the meeting. He informed everyone of our facility usage and emergency plans. Jamie also did our Level I for safety.

We will continue to meet at PNG office. Our next meeting date has changed. It is June 22, 2017.

Jeff shared the NC811 video and gave out t-shirts and cards for NC811 75th anniversary.

There was some room discussion.

Everyone should always have their own ticket.

Jamie talked about the 2" gas main at PNG. We should always call the duty manager to advise of leak.

There was some discussion about the Design Survey tickets.

If you do a Destroy Marks ticket, please be advised the dates are the same as the original ticket. A 3 hours ticket doesn't take the place of an unmarked ticket.

Everyone said they have plenty of work and no major projects for now.

Please join us for our next UCC meeting June 22, 2017 at Piedmont Natural Gas, 2300 Lowery St Winston Salem.

Please let Kevin Sell or Terry Johnson know if you would like to bring or add anything to the next meeting.

MEETING ATTENDANCE SHEET

Description: Northwest Triad UCC Meeting
Meeting Date: 5-25-2017 (10:00 AM)
Facilitator: Jamie Cummings (PNG) / Jeff Bartley (NCB11)
Location: 2300 Lowery St, Winston Salem - PNG Ops Ctr.



	Name	Title	Company	Phone	E-Mail
1	Jamie Cummings	Operations Tech	PNG	336 215 5946	jamie.cummings@piedmontary.com
2	Randy Miller	CP TECH	PNG	336 462 0241	Randy.Miller@duke-energy.com
3	Arend Wal	DPS	PLB	351-408-4058	william.wal@duke-energy.com
4	Myron Sparkle	Operations	ENG	336-366-0433	M.SPARKLE@EGAS.NET
5	Kim Haydon	Admin	PNG	336 239-1012	
6	Jerry Newman	Investigator	PRG	336-708-0220	newman@prgconsulting.net
7	Mike Rath	Supervisor	USITE	536-215-3697	Michael.Rath@usicllc.com
8	Mike Stanley	Supervisor	PNG	336 404 4488	Mike.Stanley@duke-energy.com
9	John Foster	Operations Tech	PNG	336-345-2083	John.Foster@duke-energy.com
10	Jeff Bartley	LIASON	NCB11	536-707-4528	JBARTLEY@NCB11.NET
11					
12					
13					
14					
15					
16					
17					
18					
19					
20					



May 25, 2017
Northwest Triad UCC

Photo taken in Louisburg, NC

WE DIG DATA

Just take a look

Locate Requests & Transmissions

Apr. 2017 vs 2016

Tickets

2017: 156,103

2016: 161,633

Difference: -3.4%

Transmissions

2017: 889,980

2016: 862,864

Difference: +3.1%

YTD Totals 2017

Tickets: 623,623

+4.6% over 2016

Transmissions: 3,532,442

+11.4% over 2016

County Ticket Volume



North Carolina 811
www.nc811.org

County Ticket Volume

April 2016 Stats Compared with April 2017



Type Ticket							% Measured against Total Tickets					
YADKIN	3 HR	CNCL	NEW	RXMT	UPDT	TOTAL		% 3 HR	% CNCL	% NEW	% RXMT	% UPDT
2016	0	0	221	1	36	258	2016	0.0%	0.0%	85.7%	0.4%	14.0%
2017	1	3	375	1	76	456	2017	0.2%	0.7%	82.2%	0.2%	16.7%
+/- Var	100.0%	200.0%	69.7%	0.0%	111.1%	76.7%	Diff +/-	0.2%	0.7%	-3.5%	-0.2%	2.7%

County Ticket Volume

April 2016 Stats Compared with April 2017



Type Ticket							% Measured against Total Tickets					
DAVIE	3 HR	CNCL	NEW	RXMT	UPDT	TOTAL		% 3 HR	% CNCL	% NEW	% RXMT	% UPDT
2016	2	3	457	7	71	540	2016	0.4%	0.6%	84.6%	1.3%	13.1%
2017	5	8	677	1	159	850	2017	0.6%	0.9%	79.6%	0.1%	18.7%
+/- Var	150.0%	166.7%	48.1%	-85.7%	123.9%	57.4%	Diff +/-	0.2%	0.3%	-5.0%	-1.2%	5.6%

County Ticket Volume

April 2016 Stats Compared with April 2017



		Type Ticket					% Measured against Total Tickets					
FORSYTH	3 HR	CNCL	NEW	RXMT	UPDT	TOTAL		% 3 HR	% CNCL	% NEW	% RXMT	% UPDT
2016	60	99	4055	93	1554	5861	2016	1.0%	1.7%	69.2%	1.6%	26.5%
2017	49	47	3862	68	1244	5270	2017	0.9%	0.9%	73.3%	1.3%	23.6%
+/- Var	-18.3%	-52.5%	-4.8%	-26.9%	-19.9%	-10.1%	Diff +/-	-0.1%	-0.8%	4.1%	-0.3%	-2.9%

County Ticket Volume

April 2016 Stats Compared with April 2017



STOKES	Type Ticket							% Measured against Total Tickets				
	3 HR	CNCL	NEW	RXMT	UPDT	TOTAL		% 3 HR	% CNCL	% NEW	% RXMT	% UPDT
2016	4	8	419	5	88	524	2016	0.8%	1.5%	80.0%	1.0%	16.8%
2017	2	2	271	2	31	308	2017	0.6%	0.6%	88.0%	0.6%	10.1%
+/- Var	-50.0%	-75.0%	-35.3%	-60.0%	-64.8%	-41.2%	Diff +/-	-0.2%	-0.9%	8.0%	-0.4%	-6.7%

County Ticket Volume

YTD 2016 Stats Compared with YTD 2017



YADKIN	Type Ticket							% Measured against Total Tickets				
	3 HR	CNCL	NEW	RXMT	UPDT	TOTAL		% 3 HR	% CNCL	% NEW	% RXMT	% UPDT
2016	1	9	1049	4	108	1171	2016	0.1%	0.8%	89.6%	0.3%	9.2%
2017	5	24	1631	13	356	2029	2017	0.2%	1.2%	80.4%	0.6%	17.5%
+/- Var	400.0%	166.7%	55.5%	225.0%	229.6%	73.3%	Diff +/-	0.1%	0.4%	-9.2%	0.3%	8.3%

Work Days	Total Tickets	Avg Locates per Day
82	2029	25

County Ticket Volume

YTD 2016 Stats Compared with YTD 2017



Type Ticket							% Measured against Total Tickets					
DAVIE	3 HR	CNCL	NEW	RXMT	UPDT	TOTAL		% 3 HR	% CNCL	% NEW	% RXMT	% UPDT
2016	11	18	1612	42	271	1954	2016	0.6%	0.9%	82.5%	2.1%	13.9%
2017	28	20	2357	36	514	2955	2017	0.9%	0.7%	79.8%	1.2%	17.4%
+/- Var	154.5%	11.1%	46.2%	-14.3%	89.7%	51.2%	Diff +/-	0.3%	-0.2%	-2.7%	-0.9%	3.5%

Work Days	Total Tickets	Avg Locates per Day
82	2955	36

County Ticket Volume

YTD 2016 Stats Compared with YTD 2017



FORSYTH	Type Ticket							% Measured against Total Tickets				
	3 HR	CNCL	NEW	RXMT	UPDT	TOTAL		% 3 HR	% CNCL	% NEW	% RXMT	% UPDT
2016	139	303	16887	280	6324	23933	2016	0.6%	1.3%	70.6%	1.2%	26.4%
2017	217	180	16153	286	5292	22128	2017	1.0%	0.8%	73.0%	1.3%	23.9%
+/- Var	56.1%	-40.6%	-4.3%	2.1%	-16.3%	-7.5%	Diff +/-	0.4%	-0.5%	2.4%	0.1%	-2.5%

Work Days	Total Tickets	Avg Locates per Day
82	22128	270

County Ticket Volume

YTD 2016 Stats Compared with YTD 2017



STOKES	Type Ticket							% Measured against Total Tickets				
	3 HR	CNCL	NEW	RXMT	UPDT	TOTAL		% 3 HR	% CNCL	% NEW	% RXMT	% UPDT
2016	12	20	1568	26	351	1977	2016	0.6%	1.0%	79.3%	1.3%	17.8%
2017	10	11	1331	15	201	1568	2017	0.6%	0.7%	84.9%	1.0%	12.8%
+/- Var	-16.7%	-45.0%	-15.1%	-42.3%	-42.7%	-20.7%	Diff +/-	0.0%	-0.3%	5.6%	-0.3%	-5.0%

Work Days	Total Tickets	Avg Locates per Day
82	1568	19

County Ticket Distribution



YADKIN	456
ARLINGTON	45
BOONVILLE	29
BUCK SHOALS	1
EAST BEND	145
FORBUSH	16
HAMPTONVILLE	47
JONESVILLE	97
UNION GROVE	3
YADKINVILLE	73

County Ticket Distribution



DAVIE	850
ADVANCE	196
BERMUDA RUN	30
BIXBY	9
CALAHALN	38
COOLEEMEE	37
FARMINGTON	45
HILLSDALE	1
JERUSALEM	31
MOCKSVILLE	463

County Ticket Distribution

FORSYTH	5270
ARCADIA	4
ARDMORE	1
BELEWS CREEK	34
BETHANIA	8
CLEMMONS	429
HIGH POINT	11
HORNEYTOWN	1
KERNERSVILLE	832
KING	4
LEWISVILLE	209
OLD TOWN	1
PFAFFTOWN	77
RURAL HALL	99
SOUTH FORK	2
TOBACCOVILLE	41
VIENNA	10
WALKERTOWN	123
WAUGHTOWN	1
WINSTON SALEM	3383



County Ticket Distribution

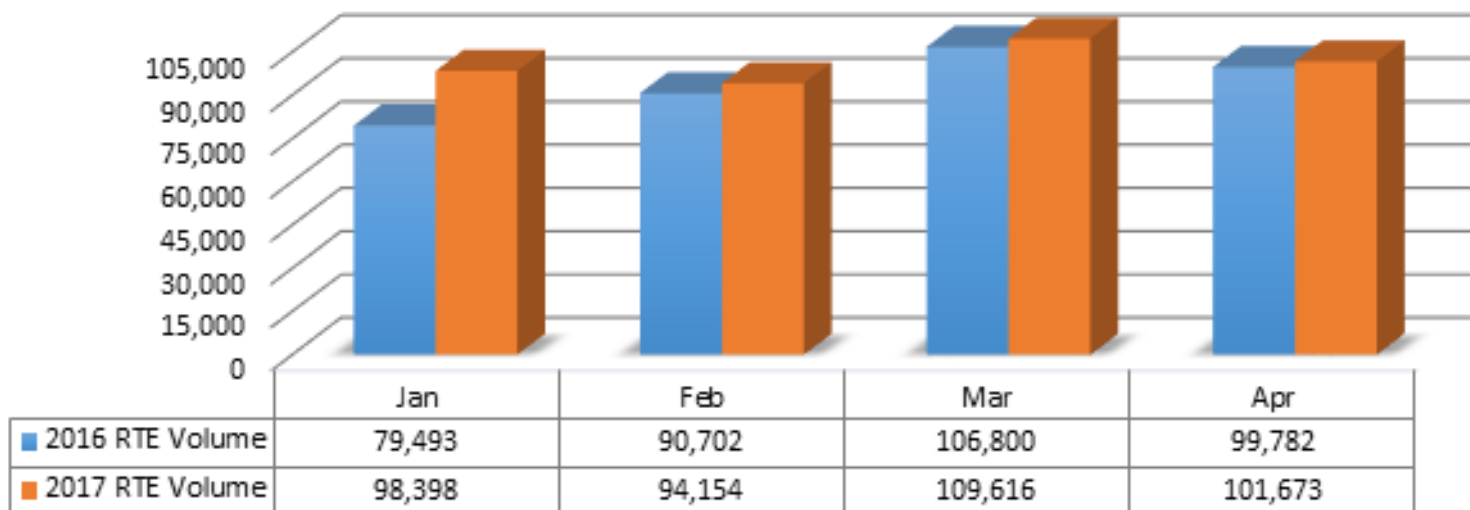


<u>STOKES</u>	<u>308</u>
AARONS CORNER	2
CHESTNUT GROVE	1
DANBURY	8
FLAT ROCK	2
GERMANTON	14
KING	165
LAWSONVILLE	10
MEADOWS	3
MOUNTAIN VIEW	2
PINE HALL	6
PINNACLE	15
POPLAR SPRINGS	1
PRESTONVILLE	2
QUAKER GAP	10
SANDY RIDGE	6
TOBACCOVILLE	3
WALNUT COVE	58

Remote Ticket Entry

Total Tkt Summary	156,103
In-House Tkt Summary	54,430
RTE Ticket Summary; incl. UL	101,673
RTE Ticket Summary; excl. UL	86,264
RTE % Volume; excl. UL	55.26%
RTE % Volume	65.13%

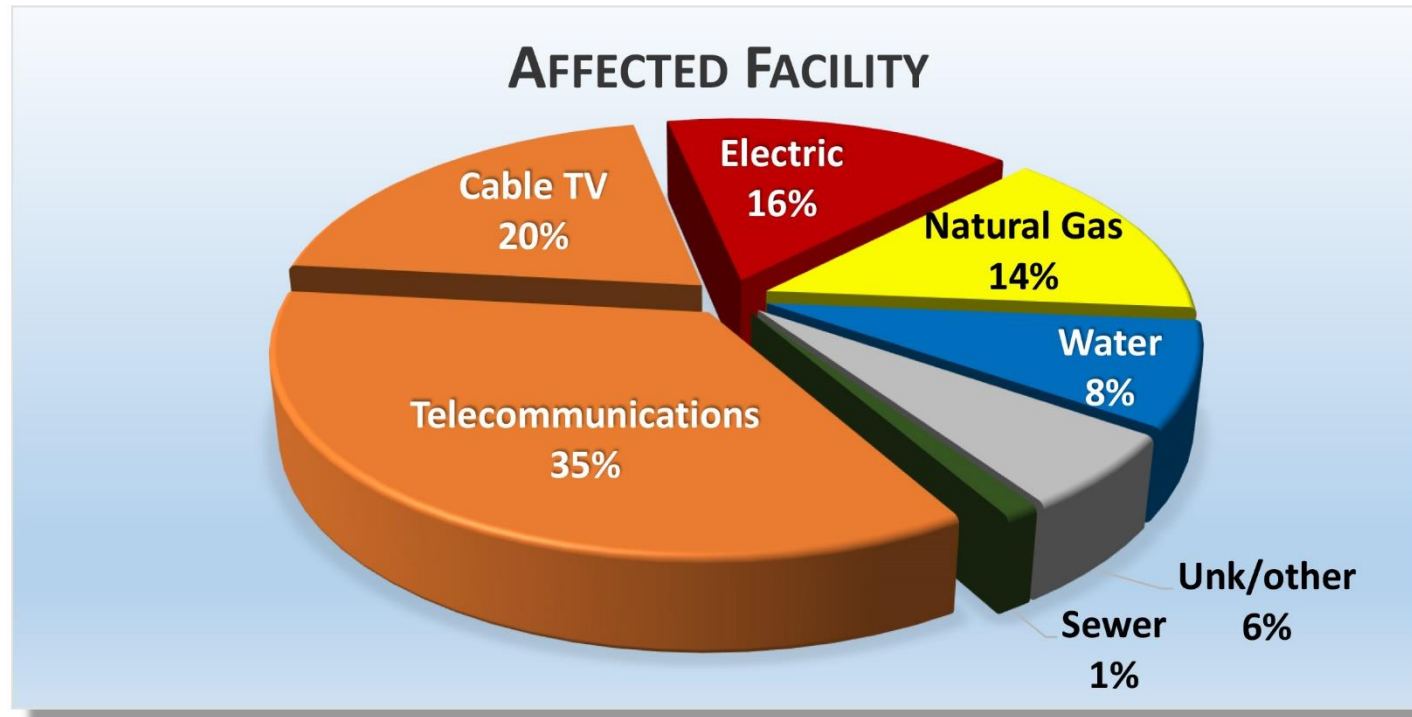
RTE Volume 2017 vs 2016



A photograph of a construction site. In the foreground, a worker in a white hard hat, a high-visibility yellow vest over an orange shirt, and khaki pants stands with their back to the camera. They are looking towards a black metal fence. To the left, another worker in a white hard hat and a high-visibility yellow vest over a blue shirt stands near a pile of dirt. A yellow caution tape is stretched across the scene. Two orange traffic cones are visible on the ground. The background shows green trees and a bright sky. The text "Incident Report" is overlaid in large, bold, black letters on a semi-transparent white background.

Incident Report

Affected Facility	Events	% of Grand Total
Telecommunications	185	35.04%
Cable TV	106	20.08%
Electric	82	15.53%
Natural Gas	74	14.02%
Water	44	8.33%
Unknown/Other	31	5.87%
Sewer	6	1.14%
Grand Total	528	100.00%



NC811, April 2017: 528 Damage Events in 49 Counties

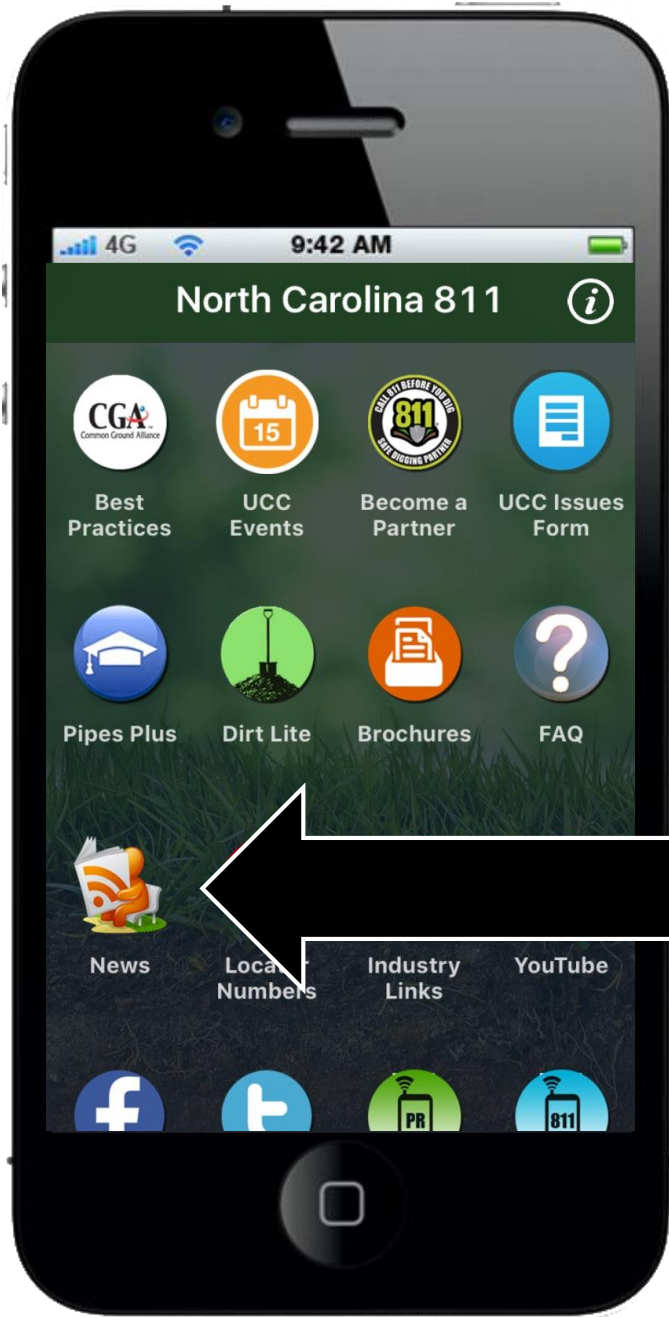
By Events

County	Events	% of Grand Total
Mecklenburg	156	29.55%
Wake	109	20.64%
Durham	30	5.68%
Guilford	21	3.98%
Union	18	3.41%
Orange	16	3.03%
Cabarrus	14	2.65%
Forsyth	14	2.65%
Iredell	13	2.46%
Buncombe	12	2.27%
Alamance	10	1.89%
Henderson	10	1.89%
Cumberland	8	1.52%
Johnston	8	1.52%
Brunswick	7	1.33%
New Hanover	7	1.33%
Davidson	6	1.14%
Chatham	5	0.95%
Pitt	5	0.95%
Gaston	4	0.76%
Harnett	4	0.76%
Lincoln	4	0.76%
Catawba	3	0.57%
Currituck	3	0.57%
Franklin	3	0.57%



Pender	3	0.57%
Rockingham	3	0.57%
Caldwell	2	0.38%
Craven	2	0.38%
Granville	2	0.38%
Halifax	2	0.38%
Onslow	2	0.38%
Rowan	2	0.38%
Rutherford	2	0.38%
Surry	2	0.38%
Wayne	2	0.38%
Yadkin	2	0.38%
Avery	1	0.19%
Beaufort	1	0.19%
Burke	1	0.19%
Carteret	1	0.19%
Chowan	1	0.19%
Cleveland	1	0.19%
Dare	1	0.19%
Duplin	1	0.19%
Haywood	1	0.19%
Jackson	1	0.19%
Lee	1	0.19%
Wilkes	1	0.19%
Grand Total	528	100.00%

NC811, April 2017: 528 Damage Events in 49 Counties



Read all about it!

Did you know that NC811 has a news blog? Every time we publish a press release a copy is posted here for all to see. So next time you are in the app, take a second to see what's happening at NC811.



Help us celebrate the excitement of Lowe's commitment to keeping communities safe. Over 1.5 million tree wraps are showing up in Lowe's garden centers across the nation with a reminder to Call or Click 811 Before You Dig.

Snap your best selfie with a Lowe's tree wrap and you could be the winner of a **\$100 Lowe's gift card** each month from May til September 2017. 4 random winners will be selected each month.

How to enter

1. Visit a local Lowe's Garden Center nearest you.
2. Snap a selfie with the "811" Call or Click Before You Dig logo on the tree wrap.
3. Post the photo on Facebook or Twitter and use the hashtag #811Lowe's. Also, be sure to note what state you are from in your post.

Visit the official Facebook page for this contest: [@811SafeDiggingSelfieContest](https://www.facebook.com/811SafeDiggingSelfieContest)

www.811selfiecontest.com



Save the Date




MOCK LINE STRIKE
EDUCATION THROUGH DEMONSTRATION

September 13th 2017
NC State Fairgrounds &
Kerr Scott Building
1025 Blue Ridge Rd,
Raleigh, NC 27607



Let's learn more about NC811 Ticket Types





NC Underground Damage Prevention Review Board Meetings

Located at: 2550 Operations Way, Raleigh, NC.

On the corner of Operations Way and Westinghouse Blvd.

- July 18, 2017 - 10am to 4pm
- October 17, 2017 - 10am to 4pm

NC811 Holiday Schedule

HOLIDAY	DATE	DAY OF WEEK
Memorial Day	May 29	Monday
Independence Day	July 4	Tuesday
Labor Day	September 4	Monday
*Veterans Day	November 10	Friday
Thanksgiving	November 23	Thursday
*Thanksgiving Day After	November 24	Friday
Christmas Eve & Christmas Day	December 25 & December 26	Monday / Tuesday
*Christmas Day After	December 27	Wednesday

*All above holidays are excluded from the three working day notice. * Denotes Observed Holidays. NC811 will be open to accept all locate requests on observed holidays. The observed holiday is excluded from the three working day notice as well.*



2017 NC811 Board Meetings



2Q17

July 21, 2017
The 1927 Lake Lure
Inn and Spa
Lake Lure, NC

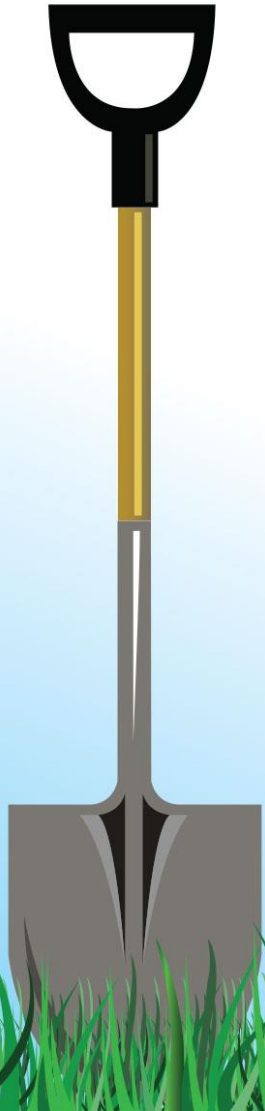
3Q17

October 20, 2017
Double Tree
New Bern, NC



For booking info, contact Tonya Hargraves: tonya@nc811.org

2017 State UCC Meetings



PSNC Energy

Tue, July 11, 2017

10am – 12pm

15 Overland Industrial Blvd.,
Asheville, NC 28806

PSNC Energy

Tue, Sept. 12, 2017

10am – 12pm

1801 Trinity Church Rd.,
Concord, NC 28027





**Thank you for your time and attention.
You can get a PDF copy of this presentation
on www.ncucc.org**



Use the UCC Issues form to voice your concerns to both local and state level UCC meetings in North Carolina. Available on both the NCUCC website and the NC811 app.