



April


is National Safe
Digging Month

#NSDM



A message from our Executive Director

- Everyone acknowledges we are in unprecedented times.
- With more people working and educating their children from home, the importance of critical infrastructure including gas, electric, telecom, water and sewer has never been more important.
- NC 811 remains the communication conduit between excavators and owner/operators through this difficult time. Our ask is that there be a renewed respect for the shared responsibility and communication required to protect those critical facilities and the people who are using and working around them.
- NC 811 has taken steps to minimize our office presence and encourages everyone to follow federal and state guidelines to help flatten the curve and speed up the time to a return to normalcy.



Louis Panzer

NORTH CAROLINA 811 DATA

Locate requests, transmissions, county ticket volume and distribution



LOCATE REQUESTS & TRANSMISSIONS FOR ALL OF NC



MAR. 2019 VS 2020

TICKETS

2020: 186,642

2019: 197,224

Difference: -5.4%

TRANSMISSIONS

2020: 1,074,435

2019: 1,056,430

Difference: 1.7%



YEAR-TO-DATE

TICKETS

2020: 514,693

2019: 552,227

Difference: -6.8%

TRANSMISSIONS

2020: 2,985,864

2019: 3,004,509

Difference: - 0.6%

COUNTY TICKET VOLUME

YTD stats compared with previous year

Davie	3 HR	CNCL	NEW	RXMT	UPDT	TOTAL Tickets
2019	43	25	1601	88	553	2310
2020	23	21	1736	53	1017	2850
+/- Var	-46.5%	-16.0%	8.4%	-39.8%	83.9%	23.4%

Avg Locates
per Day

45

COUNTY TICKET VOLUME

YTD stats compared with previous year

Forsyth	3 HR	CNCL	NEW	RXMT	UPDT	TOTAL Tickets
2019	505	167	13871	508	7068	22119
2020	382	143	10106	365	5841	16837
+/- Var	-24.4%	-14.4%	-27.1%	-28.1%	-17.4%	-23.9%

Avg Locates
per Day

263

COUNTY TICKET VOLUME

YTD stats compared with previous year

Stokes	3 HR	CNCL	NEW	RXMT	UPDT	TOTAL Tickets
2019	37	22	1068	45	575	1747
2020	33	20	992	49	138	1232
+/- Var	-10.8%	-9.1%	-7.1%	8.9%	-76.0%	-29.5%

Avg Locates
per Day

19

COUNTY TICKET VOLUME

YTD stats compared with previous year

Yadkin	3 HR	CNCL	NEW	RXMT	UPDT	TOTAL Tickets
2019	15	24	1150	60	308	1557
2020	14	12	1111	33	225	1395
+/- Var	-6.7%	-50.0%	-3.4%	-45.0%	-26.9%	-10.4%

Avg Locates
per Day

22

COUNTY TICKET VOLUME

2020 stats compared with 2019

Davie	3 HR	CNCL	NEW	RXMT	UPDT	TOTAL Tickets
2019	20	9	687	44	139	899
2020	9	16	822	20	375	1242
+/- Var	-55.0%	77.8%	19.7%	-54.5%	169.8%	38.2%
				Avg Locates per Day		56

COUNTY TICKET VOLUME

2020 stats compared with 2019

Forsyth	3 HR	CNCL	NEW	RXMT	UPDT	TOTAL Tickets
2019	254	46	4510	254	2304	7368
2020	157	53	3872	182	1911	6175
+/- Var	-38.2%	15.2%	-14.1%	-28.3%	-17.1%	-16.2%
				Avg Locates per Day		281

COUNTY TICKET VOLUME

2020 stats compared with 2019

Stokes	3 HR	CNCL	NEW	RXMT	UPDT	TOTAL Tickets
2019	18	12	463	27	329	849
2020	14	14	403	19	56	506
+/- Var	-22.2%	16.7%	-13.0%	-29.6%	-83.0%	-40.4%
				Avg Locates per Day		23

COUNTY TICKET VOLUME

2020 stats compared with 2019

Yadkin	3 HR	CNCL	NEW	RXMT	UPDT	TOTAL Tickets
2019	6	12	491	24	115	648
2020	4	4	436	16	97	557
+/- Var	-33.3%	-66.7%	-11.2%	-33.3%	-15.7%	-14.0%
				Avg Locates per Day		25

COUNTY TICKET DISTRIBUTION

DAVIE	1242
ADVANCE	267
BERMUDA RUN	190
CALAHALN	6
CANA	1
CLEMMONS	2
COOLEEMEE	1
CORNATZER	1
FARMINGTON	21
FORK	1
FOUR CORNERS	1
HILLSDALE	1
JERUSALEM	11
MOCKSVILLE	739

COUNTY TICKET DISTRIBUTION

FORSYTH	6175	RURAL HALL	234
ARDMORE	2	SALEM	1
BELEWS CREEK	40	SHERWOOD FOREST	1
BETHANIA	21	SOUTH FORK	1
BUENA VISTA	1	STANLEYVILLE	4
CLEMMONS	485	TOBACCOVILLE	37
GUTHRIE	2	UNION CROSS	1
HIGH POINT	6	VIENNA	8
KERNERSVILLE	875	WALKERTOWN	132
KING	11	WINSTON SALEM	3906
LEWISVILLE	310		
OLD TOWN	7		
PFAFFTOWN	90		

COUNTY TICKET DISTRIBUTION

STOKES	506
ASBURY	17
BRIMS GROVE	4
BUFFALO	1
DANBURY	51
DILLARD	1
DODGETOWN	1
FRANCISCO	11
GERMANTON	14
HARISTON	1
KING	145

LAWSONVILLE	17
MEADOWS	10
MOORES SPRINGS	1
PINE HALL	9
PINNACLE	23
PRESTONVILLE	6
QUAKER GAP	69
SANDY RIDGE	22
TOBACCOVILLE	4
VOLUNTEER	4
WALNUT COVE	95

COUNTY TICKET DISTRIBUTION

YADKIN	557
BOONVILLE	66
BUCK SHOALS	8
COURTNEY	16
EAST BEND	105
FORBUSH	5
HAMPTONVILLE	58
JONESVILLE	59
LONE HICKORY	4
SHACKTOWN	2
UNION GROVE	2
YADKINVILLE	232

2020

CALENDAR OF EVENTS






All April UCC onsite meetings are canceled. Other online options are being explored at this time.

April 20 - 26, 2020



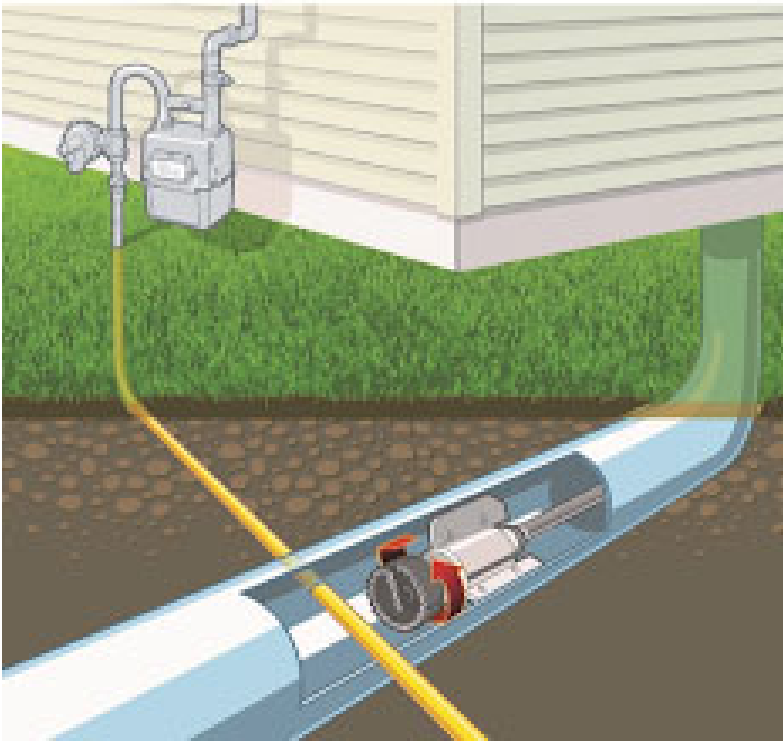
LSAW addresses the need to keep our locators safe on the job. Take the opportunity during this week to acknowledge the locators you work with and let them know how much you appreciate the difficult, challenging, and sometimes dangerous work they do protecting our underground utilities. Locator Safety Awareness Week takes place in the last full week of April.

NC811 Board Meeting



The physical meeting has been canceled. A virtual meeting has been scheduled in its place.

Flushing Wipes can be dangerous (seriously)!



This is from the Cross Bore Safety Association: We are seeing reports that the surface anti viral wipes, such as Lysol wipes, are being flushed down toilets This is causing more plugged sewers and pumping systems, including the sewer system pump stations. Since drain cleaning such as roto rooter work with cutting tools “activates” the risk from cross bores. We need to get the word out to the public ASAP.

JOIN US at the
**2020 Joint NC/SC
UCC Conference**

May 6th thru 8th in Cherokee



CANCELLED

Joint NC/SC Utilities



Coordinating Committee Conference

THE NC811 EDUCATION TEAM



HOWARD COREY
EDUCATION LIAISON
EASTERN REGION



TAMI STOUT
EDUCATION LIAISON
SOUTHWEST REGION



BRIAN MOREHOUSE
EDUCATION LIAISON
WESTERN REGION



ANN RUSHING
EDUCATION MANAGER



PARRISH REDDICK
EDUCATION LIAISON
PIEDMONT REGION



STEVEN MOORE
MEDIA RELATION SPECIALIST

VISIT NCUCC.ORG



Use the UCC Issues form to voice your concerns to both local and state level UCC meetings in North Carolina. Available on both the NCUCC website and the NC811 app.