

Orange/Chatham/Alamance County Utility Coordinating Committee

“To provide a forum to promote safety standards, common concerns and the awareness of prevention of unnecessary damages to utilities infrastructure within Orange/Chatham/Alamance County.”

Location: PSNC Energy, 66 N Chatham Pkwy, Chapel Hill, NC

Date: April 20, 2017

Time: 12:00 PM

Attendance: 13

Announcements:

- 2017 is the North Carolina UCC’s 75th Anniversary and April is National Safe Digging Month.
- The 2017 NC811 Fire Station Marquee Challenge is currently open for submissions. Visit www.nc811.org/marqueechallenge.html for more information

Old Business:

- There was no old business to discuss.

Agenda Items:

- Jeff Bartley with NC811 presented an Excavator Awareness Video and then presented the NC811 Ticket Transmission and Incident Update. Relevant Statistics for the Tri-Counties are attached.
- Roundtable discussion about NC811 App capabilities and services.
- There was no reportable utility damage during a roundtable discussion.

Action Items:

- Billy Webster with Cardinal Pipeline offered to replace Curt Southard as Secretary of the Tri-County UCC. All were in favor.

Next Meeting: June 15th, 2017 at Noon.

Located at PSNC Energy, 66 N. Chatham Pkwy, Chapel Hill 27517

UCC Sign-In Sheet

ORANGE /
County: CHATTAHOOCHEE

Date: 04 / 20 / 12

Name	Company	Email	Phone Number
JEFF BARTLEY	NCB11	JBARTLEY@NCB11.ORG	336-707-4528
SAM VENSASAR	ANSIC & ASSOCIATES	SAMUEL.VENASAR@ANSICOLL.CC	919-520-0230
TONY ARMEN	DIXIE PIPELINE	ARMEN@DIXIEPIPELINE.COM	919-290-2210
STEVEN M. SILVER	DIXIE PIPELINE CO.	SSILVER@dixiepipeline.com	919-208-5394
JAMES SCOTT	Southern Cross	JSCOTT@Southerncrossinc.com	615-724-8648
Keith Rutherford	Chapel Hill Fire Dept	krutherford@chapelhill.org	919-998-0116
Jennifer Moldenhauer	Moldenhauer Landscaping	jmoldenhauer@moldenhauerlandscaping.com	919-914-5555
Mark Moldenhauer	"	"	919-614-1438
Sean Murray	"	"	919-219-3724
LaJuan Pressley-Gibbs	PSNC Energy	lpressley-gibbs@psnc.com	919-918-3040
Todd Perry	PSNC Energy	TPERRY@PSNC.COM	919-819-9854
Billly Webster	Cardinal Pipeline	billlywebster@williams.com	919-376-7413
JEFF BARTLEY	NCB11	JBARTLEY@NCB11.ORG	336-707-4528

County Ticket Volume



March 2016 Stats Compared with March 2017

ORANGE	Type Ticket							% Measured against Total Tickets				
	3 HR	CNCL	NEW	RXMT	UPDT	TOTAL		% 3HR	% CNCL	% NEW	% RXMT	% UPDT
2016	54	40	1929	59	285	2367	2016	2.3%	1.7%	81.5%	2.5%	12.0%
2017	31	63	1757	30	332	2213	2017	1.4%	2.8%	79.4%	1.4%	15.0%
+/- Var	-42.6%	57.5%	-8.9%	-49.2%	16.5%	-6.5%	Diff +/-	-0.9%	1.1%	-2.1%	-1.1%	3.0%

County Ticket Volume



March 2016 Stats Compared with March 2017

CHATHAM	Type Ticket							% Measured against Total Tickets				
	3 HR	CNCL	NEW	RXMT	UPDT	TOTAL		% 3HR	% CNCL	% NEW	% RXMT	% UPDT
2016	31	9	1273	39	226	1578	2016	2.0%	0.6%	80.7%	2.5%	14.3%
2017	24	9	1137	31	342	1543	2017	1.6%	0.6%	73.7%	2.0%	22.2%
+/- Var	-22.6%	0.0%	-10.7%	-20.5%	51.3%	-2.2%	Diff +/-	-0.4%	0.0%	-7.0%	-0.5%	7.9%

County Ticket Volume



March 2016 Stats Compared with March 2017

ALAMANCE	Type Ticket						% Measured against Total Tickets					
	3 HR	CNCL	NEW	RXMT	UPDT	TOTAL	% 3HR	% CNCL	% NEW	% RXMT	% UPDT	
2016	11	25	1716	29	216	1997	2016	0.6%	1.3%	85.9%	1.5%	10.8%
2017	10	38	1658	18	458	2182	2017	0.5%	1.7%	76.0%	0.8%	21.0%
+/- Var	-9.1%	52.0%	-3.4%	-37.9%	112.0%	9.3%	Diff +/-	-0.1%	0.4%	-9.9%	-0.7%	10.2%

County Ticket Distribution



ORANGE	2213
CALDWELL	4
CARRBORO	165
CEDAR GROVE	52
CHAPEL HILL	1012
CHEEKS CROSSROADS	1
DODSONS CROSSROADS	1
DURHAM	87
EFLAND	32
ENO	23
GLEN LENNOX	3
HILLSBOROUGH	722
MEBANE	110
WHITE CROSS	1

County Ticket Distribution



CHATHAM	1543
ASBURY	5
BEAR CREEK	14
BENNETT	8
BONLEE	2
CARY	215
CORINTH	2
CRUTCHFIELD CROSSROA	1
FARRINGTON	162
FEARRINGTON	219
FEARRINGTON VILLAGE	8
GOLDSTON	9
GRIFFINS CROSSROADS	1
HARPERS CROSSROADS	1
MERRY OAKS	1
MONCURE	38
PITTSBORO	710
SEAFORTH	3
SILER CITY	121
WILSONVILLE	23

County Ticket Distribution



ALAMANCE	2182
ALAMANCE	35
ALTAMAHAW	4
BURLINGTON	986
ELON	112
GIBSONVILLE	55
GLEN RAVEN	8
GRAHAM	335
GREEN LEVEL	29
HAW RIVER	120
KIMESVILLE	2
MEBANE	357
PLEASANT GROVE	5
PLEASANT HILL	1
SAXAPAHAW	15
SNOW CAMP	73
SWEPSONVILLE	39
WOODLAWN	6



Incidents Data

By
County

County	Events	% of Grand Total	County	Events	% of Grand Total
Alamance	7	1.07%	Lee	1	0.15%
Alexander	1	0.15%	Lenoir	1	0.15%
Anson	1	0.15%	Lincoln	2	0.31%
Brunswick	18	2.76%	McDowell	1	0.15%
Buncombe	15	2.30%	Mecklenburg	173	26.49%
Burke	2	0.31%	Moore	2	0.31%
Cabarrus	17	2.60%	New Hanover	10	1.53%
Caldwell	3	0.46%	Onslow	2	0.31%
Carteret	1	0.15%	Orange	6	0.92%
Catawba	4	0.61%	Pender	7	1.07%
Chatham	10	1.53%	Pitt	3	0.46%
Cleveland	5	0.77%	Polk	1	0.15%
Craven	2	0.31%	Randolph	1	0.15%
Cumberland	11	1.68%	Richmond	1	0.15%
Dare	3	0.46%	Rockingham	3	0.46%
Davidson	13	1.99%	Rowan	6	0.92%
Davie	1	0.15%	Rutherford	1	0.15%
Durham	47	7.20%	Sampson	1	0.15%
Forsyth	26	3.98%	Stanly	1	0.15%
Gaston	11	1.68%	Surry	2	0.31%
Granville	4	0.61%	Union	21	3.22%
Guilford	16	2.45%	Vance	1	0.15%
Harnett	5	0.77%	Wake	140	21.44%
Henderson	5	0.77%	Watauga	2	0.31%
Iredell	10	1.53%	Wayne	1	0.15%
Johnston	18	2.76%	Wilson	7	1.07%
			Grand Total	653	100.00%



Orange/Chatham/Alamance UCC

April 20, 2017

NCUCC 75th Anniversary

NCUCC Playing Cards & T-Shirts are here!
Get yours now.



April is National Safe Digging Month



Get the toolkit and help us promote safe digging month.

www.nc811.org/safe-digging-month.html



STATISTICS

PERCENTS

ANALYTICS

BUTTON



Locate Requests & Transmissions

March 2017 vs 2016

YTD Totals 2017

Tickets

2017: 172,850

2016: 173,038

Difference: - 0.1%

Tickets: 467,520

+ 7.6% over 2016

Transmissions

2017: 985,116

2016: 914,934

Difference: + 7.7%

Transmissions: 2,642,462

+ 14.5% over 2016

County Ticket Volume



North Carolina 811
www.nc811.org

County Ticket Volume

March 2016 Stats Compared with March 2017



ORANGE	Type Ticket							% Measured against Total Tickets				
	3 HR	CNCL	NEW	RXMT	UPDT	TOTAL		% 3HR	% CNCL	% NEW	% RXMT	% UPDT
2016	54	40	1929	59	285	2367	2016	2.3%	1.7%	81.5%	2.5%	12.0%
2017	31	63	1757	30	332	2213	2017	1.4%	2.8%	79.4%	1.4%	15.0%
+/- Var	-42.6%	57.5%	-8.9%	-49.2%	16.5%	-6.5%	Diff +/-	-0.9%	1.1%	-2.1%	-1.1%	3.0%

County Ticket Volume

March 2016 Stats Compared with March 2017



Type Ticket							% Measured against Total Tickets					
CHATHAM	3 HR	CNCL	NEW	RXMT	UPDT	TOTAL	% 3HR	% CNCL	% NEW	% RXMT	% UPDT	
2016	31	9	1273	39	226	1578	2016	2.0%	0.6%	80.7%	2.5%	14.3%
2017	24	9	1137	31	342	1543	2017	1.6%	0.6%	73.7%	2.0%	22.2%
+/- Var	-22.6%	0.0%	-10.7%	-20.5%	51.3%	-2.2%	Diff +/-	-0.4%	0.0%	-7.0%	-0.5%	7.9%

County Ticket Volume

March 2016 Stats Compared with March 2017



ALAMANCE	Type Ticket							% Measured against Total Tickets				
	3 HR	CNCL	NEW	RXMT	UPDT	TOTAL		% 3HR	% CNCL	% NEW	% RXMT	% UPDT
2016	11	25	1716	29	216	1997	2016	0.6%	1.3%	85.9%	1.5%	10.8%
2017	10	38	1658	18	458	2182	2017	0.5%	1.7%	76.0%	0.8%	21.0%
+/- Var	-9.1%	52.0%	-3.4%	-37.9%	112.0%	9.3%	Diff +/-	-0.1%	0.4%	-9.9%	-0.7%	10.2%

County Ticket Volume

YTD 2016 stats compared with YTD 2017



ORANGE	Type Ticket							% Measured against Total Tickets				
	3 HR	CNCL	NEW	RXMT	UPDT	TOTAL		% 3HR	% CNCL	% NEW	% RXMT	% UPDT
2016	105	97	4377	123	827	5529	2016	1.9%	1.8%	79.2%	2.2%	15.0%
2017	54	132	4739	107	1025	6057	2017	0.9%	2.2%	78.2%	1.8%	16.9%
+/- Var	-48.6%	36.1%	8.3%	-13.0%	23.9%	9.5%	Diff +/-	-1.0%	0.4%	-1.0%	-0.4%	1.9%

Work Days	Total Tickets	Avg. Locates per Day
63	6057	96

County Ticket Volume

YTD 2016 stats compared with YTD 2017



Type Ticket							% Measured against Total Tickets					
CHATHAM	3 HR	CNCL	NEW	RXMT	UPDT	TOTAL		% 3HR	% CNCL	% NEW	% RXMT	% UPDT
2016	78	43	3213	110	870	4314	2016	1.8%	1.0%	74.5%	2.5%	20.2%
2017	82	31	3279	164	1113	4669	2017	1.8%	0.7%	70.2%	3.5%	23.8%
+/- Var	5.1%	-27.9%	2.1%	49.1%	27.9%	8.2%	Diff +/-	-0.0%	-0.3%	-4.3%	1.0%	3.6%

Work Days	Total Tickets	Avg. Locates per Day
63	4669	74

County Ticket Volume

YTD 2016 stats compared with YTD 2017



ALAMANCE	Type Ticket							% Measured against Total Tickets				
	3 HR	CNCL	NEW	RXMT	UPDT	TOTAL		% 3HR	% CNCL	% NEW	% RXMT	% UPDT
2016	37	59	4099	79	839	5113	2016	0.7%	1.2%	80.2%	1.5%	16.4%
2017	34	102	4291	64	1244	5735	2017	0.6%	1.8%	74.8%	1.1%	21.7%
+/- Var	-8.1%	72.9%	4.7%	-19.0%	48.3%	12.2%	Diff +/-	-0.1%	0.6%	-5.4%	-0.4%	5.3%

Work Days	Total Tickets	Avg. Locates per Day
63	5735	91

County Ticket Distribution



ORANGE	2213
CALDWELL	4
CARRBORO	165
CEDAR GROVE	52
CHAPEL HILL	1012
CHEEKS CROSSROADS	1
DODSONS CROSSROADS	1
DURHAM	87
EFLAND	32
ENO	23
GLEN LENNOX	3
HILLSBOROUGH	722
MEBANE	110
WHITE CROSS	1

County Ticket Distribution



CHATHAM	1543
ASBURY	5
BEAR CREEK	14
BENNETT	8
BONLEE	2
CARY	215
CORINTH	2
CRUTCHFIELD CROSSROA	1
FARRINGTON	162
FEARRINGTON	219
FEARRINGTON VILLAGE	8
GOLDSTON	9
GRIFFINS CROSSROADS	1
HARPERS CROSSROADS	1
MERRY OAKS	1
MONCURE	38
PITTSBORO	710
SEAFORTH	3
SILER CITY	121
WILSONVILLE	23

County Ticket Distribution

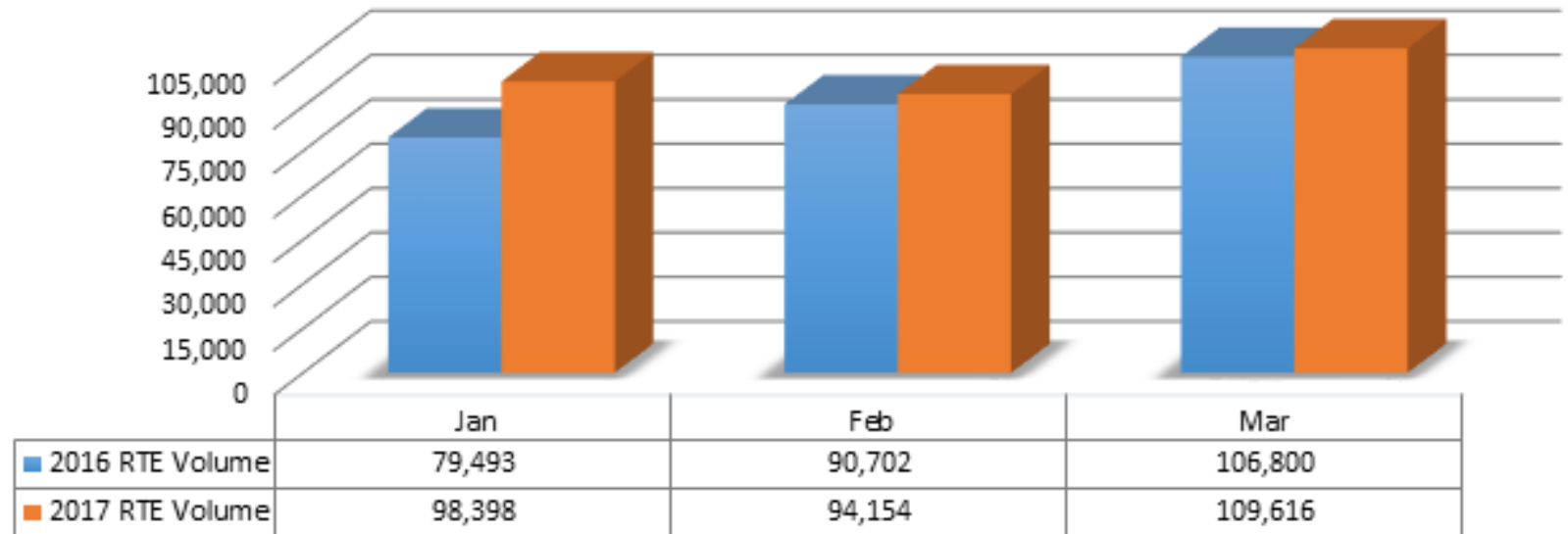


ALAMANCE	2182
ALAMANCE	35
ALTAMAHAW	4
BURLINGTON	986
ELON	112
GIBSONVILLE	55
GLEN RAVEN	8
GRAHAM	335
GREEN LEVEL	29
HAW RIVER	120
KIMESVILLE	2
MEBANE	357
PLEASANT GROVE	5
PLEASANT HILL	1
SAXAPAHAW	15
SNOW CAMP	73
SWEPSONVILLE	39
WOODLAWN	6

Remote Ticket Entry

Total Tkt Summary	172,850
In-House Tkt Summary	63,234
RTE Ticket Summary; incl. UL	109,616
RTE Ticket Summary; excl. UL	46,382
RTE % Volume; excl. UL	53.64%
RTE % Volume	63.42%

RTE Volume 2017 vs 2016





Incidents Data

By
County

County	Events	% of Grand Total
Alamance	7	1.07%
Alexander	1	0.15%
Anson	1	0.15%
Brunswick	18	2.76%
Buncombe	15	2.30%
Burke	2	0.31%
Cabarrus	17	2.60%
Caldwell	3	0.46%
Carteret	1	0.15%
Catawba	4	0.61%
Chatham	10	1.53%
Cleveland	5	0.77%
Craven	2	0.31%
Cumberland	11	1.68%
Dare	3	0.46%
Davidson	13	1.99%
Davie	1	0.15%
Durham	47	7.20%
Forsyth	26	3.98%
Gaston	11	1.68%
Granville	4	0.61%
Guilford	16	2.45%
Harnett	5	0.77%
Henderson	5	0.77%
Iredell	10	1.53%
Johnston	18	2.76%

Lee	1	0.15%
Lenoir	1	0.15%
Lincoln	2	0.31%
McDowell	1	0.15%
Mecklenburg	173	26.49%
Moore	2	0.31%
New Hanover	10	1.53%
Onslow	2	0.31%
Orange	6	0.92%
Pender	7	1.07%
Pitt	3	0.46%
Polk	1	0.15%
Randolph	1	0.15%
Richmond	1	0.15%
Rockingham	3	0.46%
Rowan	6	0.92%
Rutherford	1	0.15%
Sampson	1	0.15%
Stanly	1	0.15%
Surry	2	0.31%
Union	21	3.22%
Vance	1	0.15%
Wake	140	21.44%
Watauga	2	0.31%
Wayne	1	0.15%
Wilson	7	1.07%
Grand Total	653	100.00%

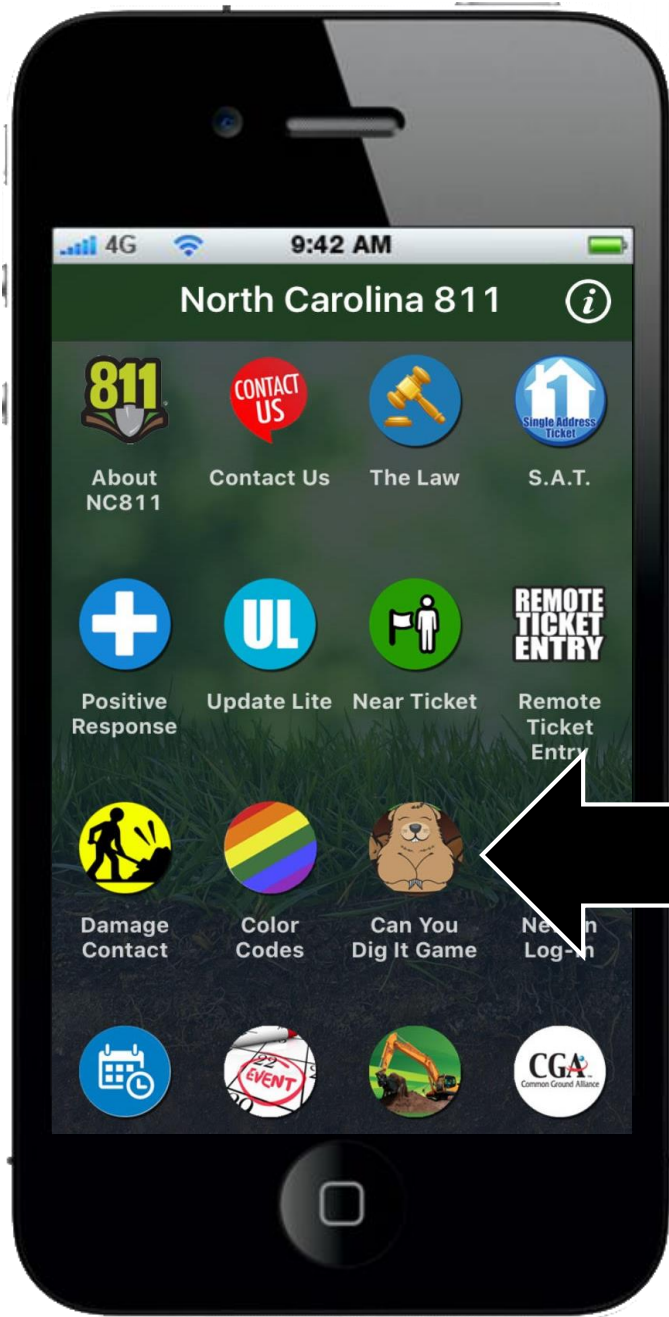


New Members

So far in 2017 NC811 has welcomed 15 new members.

13 utilities and 2 associate members.

If you need information on how to become a member of NC811 visit: www.nc811.org/member-services.html



For the month of April we have added a button on the NC811 app for the "Can you dig it?" game. All month long visit the game and dig for prizes.

For more information on the game visit: safedigging.me

2017 NC811 Fire Station Marquee Challenge



Enter to win **\$1,000**

<http://www.nc811.org/marqueechallenge.html>

811 and Lowe's have collaborated to share the Call Before You Dig message on their tree wraps. Visit any Lowe's store nationwide at 1,840 locations.

#811Lowe's

1.5 Million tree wraps



811 and Lowe's are teaming up for safety!

Lowe's has partnered with 811 to share the "Call Before You Dig" message. Each tree in their Garden Center now has 811 on the wrap.

#811Lowe's



NC Underground Damage Prevention Review Board Meetings

Located at: 2550 Operations Way, Raleigh, NC.
On the corner of Operations Way and
Westinghouse Blvd.



- **July 18, 2017 - 10am to 4pm**
- **October 17, 2017 - 10am to 4pm**

NC811 Holiday Schedule

HOLIDAY	DATE	DAY OF WEEK
Good Friday	April 14	Friday
Memorial Day	May 29	Monday
Independence Day	July 4	Tuesday
Labor Day	September 4	Monday
*Veterans Day	November 10	Friday
Thanksgiving	November 23	Thursday
*Thanksgiving Day After	November 24	Friday
Christmas Eve & Christmas Day	December 25 & December 26	Monday / Tuesday
*Christmas Day After	December 27	Wednesday

*All above holidays are excluded from the three working day notice. * Denotes Observed Holidays. NC811 will be open to accept all locate requests on observed holidays. The observed holiday is excluded from the three working day notice as well.*

2017 NC811 Board Meetings

1Q17

April 21, 2017
Chetola Resort
Blowing Rock, NC

2Q17

July 21, 2017
The 1927 Lake Lure
Inn and Spa
Lake Lure, NC

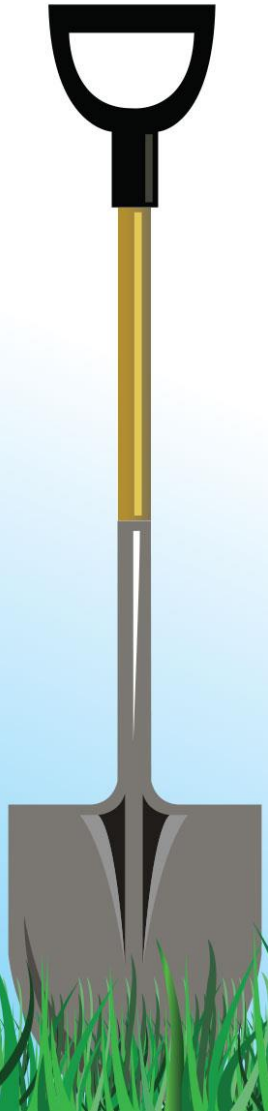


For booking info, contact Tonya Hargraves: tonya@nc811.org

2017 State UCC Meetings



PSNC Energy
Tue, July 11, 2017
10am – 12pm
15 Overland Industrial
Blvd, Asheville, NC 28806





**Thank you for your time and attention.
You can get a PDF copy of this presentation
on www.ncucc.org**



Use the UCC Issues form to voice your concerns to both local and state level UCC meetings in North Carolina. Available on both the NCUCC website and the NC811 app.