



April

is National Safe
Digging Month


#NSDM

Orange/Chatham/Alamance UCC



A message from our Executive Director

- Everyone acknowledges we are in unprecedented times.
- With more people working and educating their children from home, the importance of critical infrastructure including gas, electric, telecom, water and sewer has never been more important.
- NC 811 remains the communication conduit between excavators and owner/operators through this difficult time. Our ask is that there be a renewed respect for the shared responsibility and communication required to protect those critical facilities and the people who are using and working around them.
- NC 811 has taken steps to minimize our office presence and encourages everyone to follow federal and state guidelines to help flatten the curve and speed up the time to a return to normalcy.



Louis Panzer

NORTH CAROLINA 811 DATA

Locate requests, transmissions, county ticket volume and distribution



LOCATE REQUESTS & TRANSMISSIONS FOR ALL OF NC



MAR. 2019 VS 2020

TICKETS

2020: 186,642

2019: 197,224

Difference: -5.4%

TRANSMISSIONS

2020: 1,074,435

2019: 1,056,430

Difference: 1.7%



YEAR-TO-DATE

TICKETS

2020: 514,693

2019: 552,227

Difference: -6.8%

TRANSMISSIONS

2020: 2,985,864

2019: 3,004,509

Difference: - 0.6%

COUNTY TICKET VOLUME

2020 stats compared with 2019

| Orange | 3 HR | CNCL | NEW | RXMT | UPDT | Total Tickets |
|---------|---------------|--------|--------------|---------------------------|--------------|---------------|
| 2019 | 62 | 23 | 1548 | 53 | 669 | 2355 |
| 2020 | 151 | 85 | 2119 | 147 | 803 | 3305 |
| +/- Var | 143.5% | 269.6% | 36.9% | 177.4% | 20.0% | 40.3% |
| | | | | Avg Locates per Day | | 150 |

COUNTY TICKET VOLUME

2020 stats compared with 2019

| Chatham | 3 HR | CNCL | NEW | RXMT | UPDT | Total Tickets |
|---------|--------------|-------|-------------|---------------------------|---------------|---------------|
| 2019 | 99 | 24 | 1417 | 138 | 461 | 2139 |
| 2020 | 167 | 22 | 1477 | 64 | 1147 | 2877 |
| +/- Var | 68.7% | -8.3% | 4.2% | -53.6% | 148.8% | 34.5% |
| | | | | Avg Locates per Day | | 131 |

COUNTY TICKET VOLUME

2020 stats compared with 2019

| Alamance | 3 HR | CNCL | NEW | RXMT | UPDT | Total Tickets |
|----------|---------------|---------------|---------------|---------------------------|---------------|---------------|
| 2019 | 69 | 45 | 2458 | 71 | 810 | 3453 |
| 2020 | 34 | 28 | 1718 | 52 | 644 | 2476 |
| +/- Var | -50.7% | -37.8% | -30.1% | -26.8% | -20.5% | -28.3% |
| | | | | Avg Locates per Day | | 113 |

COUNTY TICKET VOLUME

YTD stats compared with previous year

| Orange | 3 HR | CNCL | NEW | RXMT | UPDT | Total Tickets |
|---------|--------------|-------|--------------|---------------------------|-------------|---------------|
| 2019 | 175 | 75 | 4472 | 132 | 2062 | 6916 |
| 2020 | 335 | 138 | 5211 | 371 | 2091 | 8146 |
| +/- Var | 91.4% | 84.0% | 16.5% | 181.1% | 1.4% | 17.8% |
| | | | | Avg Locates per Day | | 127 |

COUNTY TICKET VOLUME

YTD stats compared with previous year

| Chatham | 3 HR | CNCL | NEW | RXMT | UPDT | Total Tickets |
|---------|-------|-------|-------|---------------------------|--------|---------------|
| 2019 | 212 | 44 | 3577 | 244 | 1341 | 5418 |
| 2020 | 253 | 58 | 4399 | 144 | 3466 | 8320 |
| +/- Var | 19.3% | 31.8% | 23.0% | -41.0% | 158.5% | 53.6% |
| | | | | Avg Locates per Day | | 130 |

COUNTY TICKET VOLUME

YTD stats compared with previous year

| Alamance | 3 HR | CNCL | NEW | RXMT | UPDT | Total Tickets |
|----------|---------------|---------------|---------------|---------------------|---------------|---------------|
| 2019 | 160 | 88 | 6448 | 189 | 2604 | 9489 |
| 2020 | 90 | 71 | 4474 | 134 | 1647 | 6416 |
| +/- Var | -43.8% | -19.3% | -30.6% | -29.1% | -36.8% | -32.4% |
| | | | | Avg Locates per Day | | 100 |

COUNTY TICKET DISTRIBUTION

| County/Place | 03 Mar |
|----------------------|-------------|
| ORANGE | 3305 |
| CALDWELL | 7 |
| CARRBORO | 569 |
| CEDAR GROVE | 31 |
| CHAPEL HILL | 1769 |
| CHEEKS CROSSROADS | 27 |
| DURHAM | 107 |
| EFLAND | 39 |
| ENO | 14 |
| HILLSBOROUGH | 533 |
| MEBANE | 205 |
| SCHLEY | 4 |

COUNTY TICKET DISTRIBUTION

| County/Place | 03 Mar |
|---------------------|-------------|
| CHATHAM | 2877 |
| ASBURY | 3 |
| BEAR CREEK | 216 |
| BELLS | 1 |
| BENNETT | 7 |
| BONLEE | 2 |
| BYNUM | 7 |
| CARY | 160 |
| FARRINGTON | 66 |
| FEARRINGTON | 356 |
| FEARRINGTON VILLAGE | 28 |

| | |
|-------------|------|
| GOLDSTON | 36 |
| GULF | 55 |
| GUM SPRINGS | 1 |
| HAYWOOD | 3 |
| MERRY OAKS | 1 |
| MONCURE | 68 |
| PITTSBORO | 1267 |
| SEAFORTH | 2 |
| SILER CITY | 569 |
| SILK HOPE | 21 |
| WILSONVILLE | 8 |

COUNTY TICKET DISTRIBUTION

| County/Place | 03 Mar |
|-----------------|-------------|
| ALAMANCE | 2476 |
| ALAMANCE | 7 |
| ALTAMAHAW | 2 |
| BURLINGTON | 1249 |
| ELON | 138 |
| GIBSONVILLE | 51 |
| GLEN RAVEN | 21 |
| GRAHAM | 380 |
| GREEN LEVEL | 14 |
| HAW RIVER | 99 |

| | |
|-----------------|-----|
| JUST CROSSROADS | 1 |
| KIMESVILLE | 2 |
| MEBANE | 395 |
| MELVILLE | 1 |
| OSSIPEE | 2 |
| PLEASANT GROVE | 1 |
| ROCK CREEK | 1 |
| SAXAPAHAW | 22 |
| SNOW CAMP | 76 |
| SWEPSONVILLE | 12 |
| WOODLAWN | 2 |

2020

CALENDAR OF EVENTS






All April UCC onsite meetings are canceled. Other online options are being explored at this time.

April 20 - 26, 2020



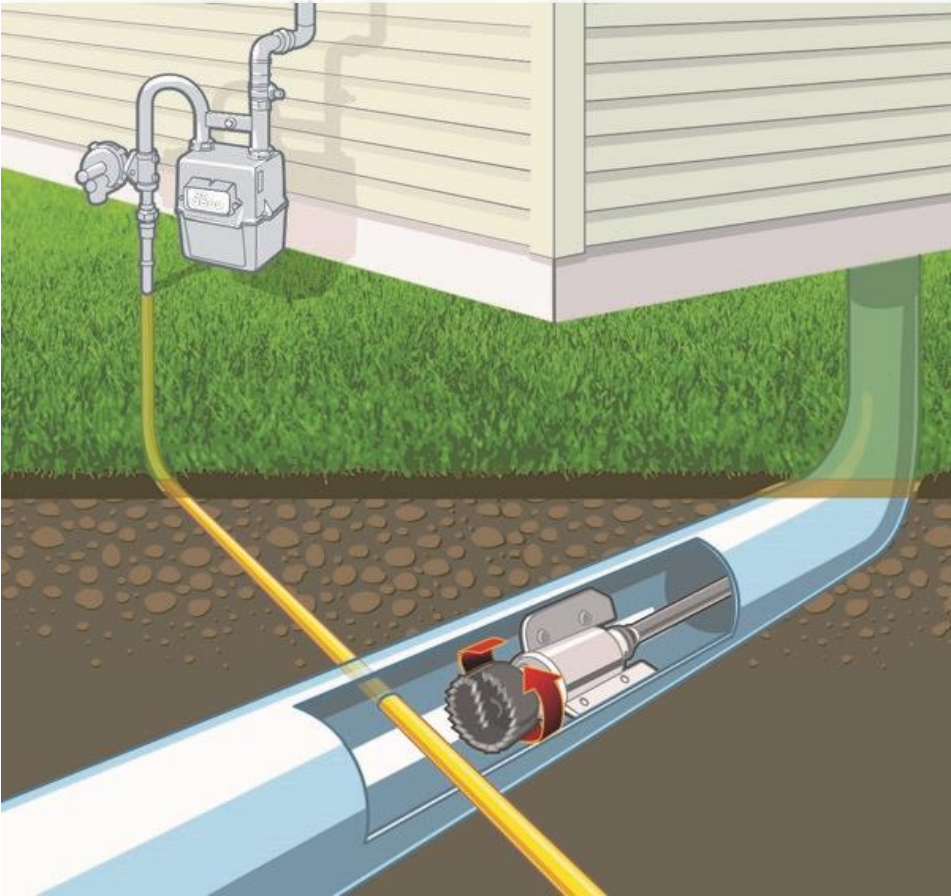
LSAW addresses the need to keep our locators safe on the job. Take the opportunity during this week to acknowledge the locators you work with and let them know how much you appreciate the difficult, challenging, and sometimes dangerous work they do protecting our underground utilities. Locator Safety Awareness Week takes place in the last full week of April.

NC811 Board Meeting



The physical meeting has been canceled. A virtual meeting has been scheduled in its place.

Flushing Wipes can be dangerous (seriously)!



This is from the Cross Bore Safety Association: We are seeing reports that the surface anti viral wipes, such as Lysol wipes, are being flushed down toilets This is causing more plugged sewers and pumping systems, including the sewer system pump stations. Since drain cleaning such as roto rooter work with cutting tools “activates” the risk from cross bores. We need to get the word out to the public ASAP.

JOIN US at the
**2020 Joint NC/SC
UCC Conference**

May 6th thru 8th in Cherokee



CANCELLED

Joint NC/SC Utilities



Coordinating Committee Conference

THE NC811 EDUCATION TEAM



HOWARD COREY
EDUCATION LIAISON
EASTERN REGION



TAMI STOUT
EDUCATION LIAISON
SOUTHWEST REGION



BRIAN MOREHOUSE
EDUCATION LIAISON
WESTERN REGION



ANN RUSHING
EDUCATION MANAGER



PARRISH REDDICK
EDUCATION LIAISON
PIEDMONT REGION



STEVEN MOORE
MEDIA RELATION SPECIALIST

VISIT NCUCC.ORG



Use the UCC Issues form to voice your concerns to both local and state level UCC meetings in North Carolina. Available on both the NCUCC website and the NC811 app.