

May 2019



Outer Banks UCC

Locate Requests & Transmissions

Apr. 2019 vs 2018

Tickets

2019: 202,893

2018: 175,205

Difference: 15.8%

Transmissions

2019: 1,087,162

2018: 961,306

Difference: 13.1%

Year-to-Date

Tickets

2019: 755,120

2018: 644,073

Difference: 17.2%

Transmissions

2019: 4,091,671

2018: 3,525,463

Difference: 16.1%

County Ticket Volume

2019 Stats Compared with 2018



	Type Ticket					
Dare	3 HR	CNCL	NEW	RXMT	UPDT	Total Tickets
2018	10	9	1008	10	201	1238
2019	57	9	909	37	279	1291
+/- Var	470.0%	0.0%	-9.8%	270.0%	38.8%	4.3%
				Locates per day		61

County Ticket Volume



2019 Stats Compared with 2018

	Type Ticket					
Currituck	3 HR	CNCL	NEW	RXMT	UPDT	Total Tickets
2018	11	6	544	17	84	662
2019	36	3	687	27	158	911
+/- Var	227.3%	-50.0%	26.3%	58.8%	88.1%	37.6%
				Locates per day		43

County Ticket Volume



YTD stats compared with previous year

	Type Ticket					
Dare	3 HR	CNCL	NEW	RXMT	UPDT	Total Tickets
2018	31	36	3362	52	886	4367
2019	115	26	3030	96	1048	4315
+/- Var	271.0%	-27.8%	-9.9%	84.6%	18.3%	-1.2%
				Locates per day		42

County Ticket Volume



YTD stats compared with previous year

	Type Ticket					
Currituck	3 HR	CNCL	NEW	RXMT	UPDT	Total Tickets
2018	19	23	2123	44	358	2567
2019	54	16	2228	60	667	3025
+/- Var	184.2%	-30.4%	4.9%	36.4%	86.3%	17.8%
				Locates per day		30

County Ticket Distribution



County/Place	04 Apr
DARE	1291
AVON	69
BUXTON	14
COLINGTON	6
DUCK	93
EAST LAKE	1
FRISCO	9
HATTERAS	20
KILL DEVIL HILLS	292
KITTY HAWK	172
KITTY HAWK BEACH	1
MANNS HARBOR	11
MANTEO	155
MARTINS POINT	3

NAGS HEAD	271
RODANTHE	16
SALVO	18
SOUTHERN SHORES	93
WANCHESE	17
WAVES	29
WAVES LANDING	1

County Ticket Distribution



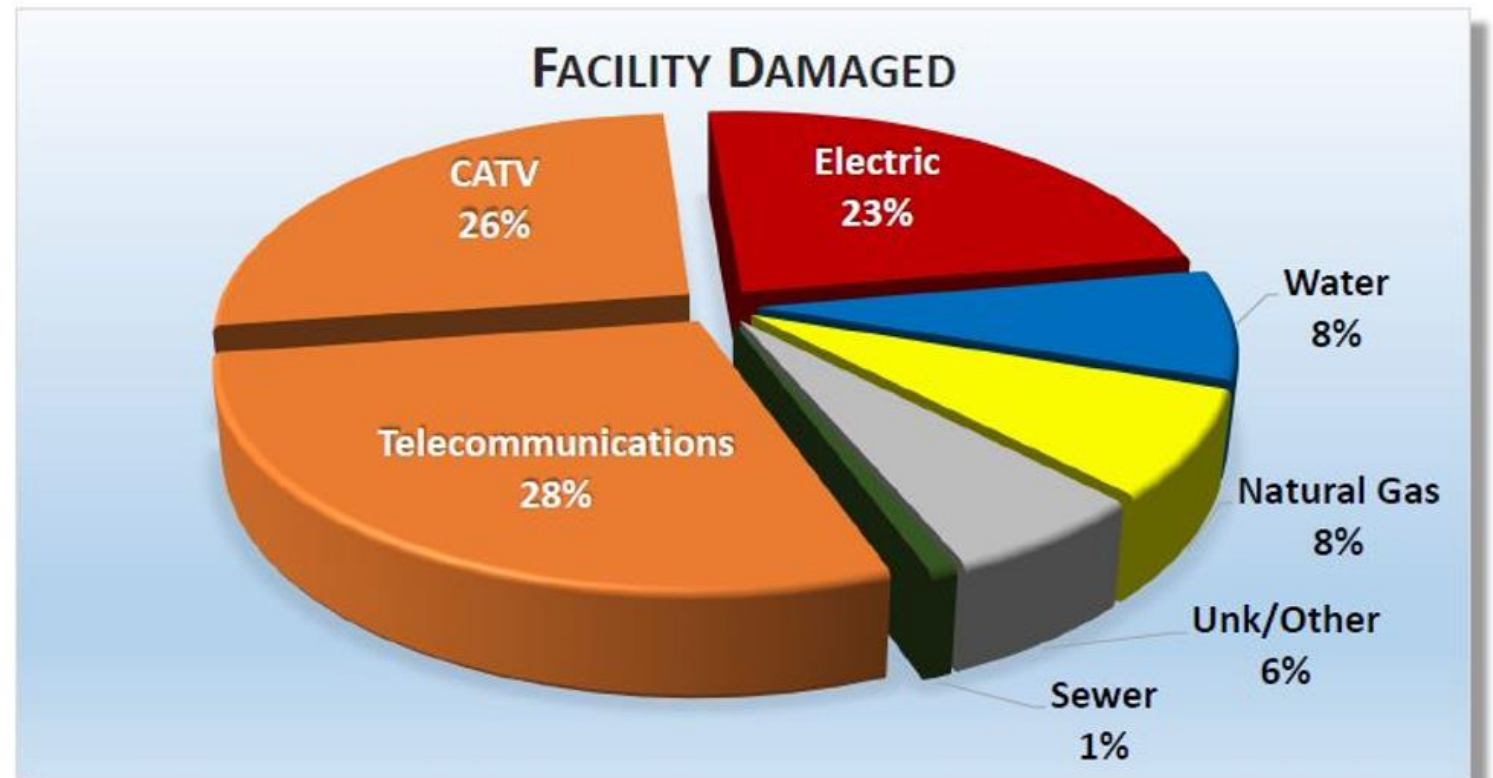
County/Place	04 Apr
CURRITUCK	911
AYDLETT	11
BARCO	15
COINJOCK	19
COROLLA	274
CURRITUCK	28
GRANDY	65
HARBINGER	9
JARVISBURG	13
KNOTTS ISLAND	31
MAPLE	7
MOYOCK	356
POINT HARBOR	15

POPLAR BRANCH	8
POWELLS POINT	17
SHAWBORO	38
SLIGO	1
TULLS CREEK	4

Incidents

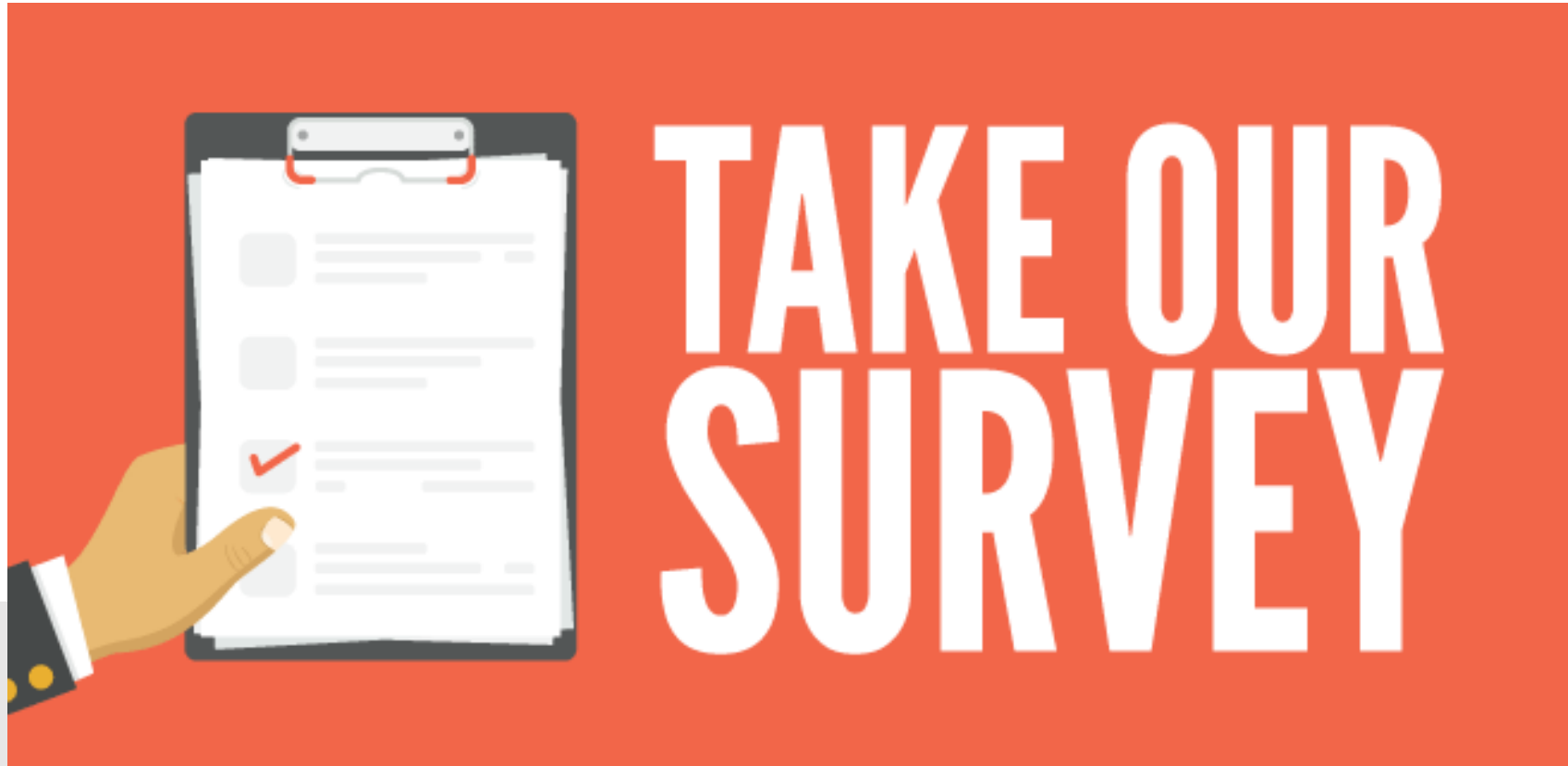


Facility Damaged	Events	% of Grand Total
Telecommunications	739	28.33%
CATV	679	26.03%
Electric	612	23.46%
Water	206	7.90%
Natural Gas	198	7.59%
Unknown/Other	154	5.90%
Sewer	21	0.80%
Grand Total	2609	100%



NC811, Q1 2019: 2609 Damage Events in 83 Counties

Online UCC Survey coming soon.



Help us grow
your local UCC
with your
feedback.



**Know what's below.
Call before you dig.**

811 and Lowe's are teaming up for safety!

Lowe's has partnered with 811 to share the "Call Before You Dig" message. Each tree in their Garden Center now has 811 on the wrap.

#811Lowe's






Meetings&Events

Holidays in May



Mother's Day
May 12th



***May 27th**



May 18th

* Denotes observed Holidays. NC811 will be open to accept all locate requests on observed holidays. Observed holidays are excluded from the three working day notice as well.



2Q19

July 19, 2019

NC811 Event Center, Greensboro, NC

3Q19

October 18, 2019

Shell Island Resort, Wrightsville Beach, NC

For booking info, contact

Tonya Hargraves: tonya@nc811.org



NC Underground Damage Prevention Review Board

Located at: 2550 Operations Way, Raleigh, NC

July 16, 2019 - 10am to 4pm

October 15, 2019 - 10am to 4pm

<https://www.nc811.org/report-a-violation.html>



NC Locate Resolution Partnership Committee

Every 2 months on the third Wednesday
NC 811, 5009 High Point Rd, Greensboro, NC

Wednesday, June 19, 11:00am – 1:00pm
Wednesday, August 21, 11:00am – 1:00pm



Half of All Damages Occur in Summer

50 percent of reported damages occurred between June and September in 2017.



2017 DIRT Report • CommonGroundAlliance.com/DIRT



A PDF of this presentation is available at **www.ncucc.org**

Use the UCC Issues form to voice your concerns to both local and state level UCC meetings in North Carolina. Available on both the NCUCC website and the NC811 app.