

# Virtual UCC Meetings with Zoom

- The meeting room will be locked upon the start of the meeting for security.
- Every meeting will be recorded and the video will be posted on the [ncucc.org](http://ncucc.org) website
- In the chat section please type your name, company name, email and phone number
- Participant feature – raise hand. The meeting facilitator will acknowledge you.
- For those dialing in, \*6 will mute and unmute you. When you are not speaking, please put your phone on mute.

zoom meetings



# Anson County UCC



# Single Address Ticket 2.0

- Full pass-thru locate request
- No training needed
- More comprehensive user interface
- Responsive format for PC, Tablet and Phone

**COMING AUG. 5th**



# From our Executive Director



Louis Panzer

- July volume slightly under compared to 2019
- Office opened July 15
- Looking forward to August 11
- New policy regarding ticket lookup
- Stay cool and stay safe!



# NC811 Data

Locate requests,  
transmissions, county  
ticket volume and  
distribution

# Locate Requests / Transmissions



## JULY 2019 vs 2020

### TICKETS

2020: 195,445

2019: 198,236

Difference: -1.4%

### TRANSMISSIONS

2020: 1,113,119

2019: 1,084,353

Difference: 2.7%



## Year-to-date

### TICKETS

2020: 1,256,667

2019: 1,342,235

Difference: -6.4%

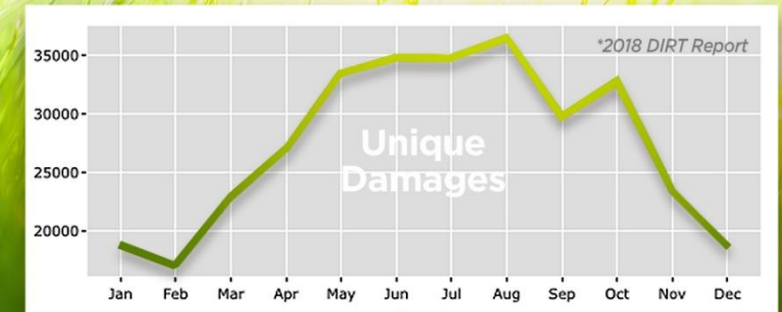
### TRANSMISSIONS

2020: 7,193,938

2019: 7,280,761

Difference: -1.2%

**More damages occur in August than any other month.\***



Always #call811 before digging.



# County Ticket Volume

YTD stats compared with previous year

|             | <b>3 HR</b> | <b>CNCL</b> | <b>NEW</b>    | <b>RXMT</b> | <b>UPDT</b> | <b>TOTAL</b>  |
|-------------|-------------|-------------|---------------|-------------|-------------|---------------|
| <b>2019</b> | 8           | 23          | <b>335</b>    | 4           | 24          | <b>394</b>    |
| <b>2020</b> | 9           | 2           | <b>192</b>    | 5           | 85          | <b>293</b>    |
|             | 12.5%       | -91.3%      | <b>-42.7%</b> | 25.0%       | 254.2%      | <b>-25.6%</b> |

# County Ticket Volume

2020 stats compared with 2019

|      | 3 HR   | CNCL   | NEW    | RXMT  | UPDT   | TOTAL |
|------|--------|--------|--------|-------|--------|-------|
| 2019 | 102    | 37     | 1549   | 57    | 278    | 2023  |
| 2020 | 32     | 8      | 1171   | 82    | 729    | 2022  |
|      | -68.6% | -78.4% | -24.4% | 43.9% | 162.2% | 0.0%  |



# County Ticket Distribution

|              |            |
|--------------|------------|
| <b>ANSON</b> | <b>293</b> |
| ANSONVILLE   | 3          |
| BURNSVILLE   | 1          |
| LILESVILLE   | 19         |
| MORVEN       | 9          |
| PEACHLAND    | 38         |
| POLKTON      | 46         |
| WADE MILLS   | 1          |
| WADESBORO    | 176        |

# 2019 Incidents

## By Events

| County      | Events | % Grand Total |
|-------------|--------|---------------|
| Mecklenburg | 3404   | 21.79%        |
| Wake        | 2414   | 15.45%        |
| Guilford    | 1134   | 7.26%         |
| Durham      | 810    | 5.19%         |
| Forsyth     | 630    | 4.03%         |
| Union       | 475    | 3.04%         |
| Buncombe    | 473    | 3.03%         |
| Cumberland  | 467    | 2.99%         |
| Cabarrus    | 328    | 2.10%         |
| New Hanover | 324    | 2.07%         |
| Gaston      | 321    | 2.05%         |
| Iredell     | 321    | 2.05%         |
| Johnston    | 281    | 1.80%         |
| Orange      | 272    | 1.74%         |
| Pitt        | 231    | 1.48%         |
| Brunswick   | 224    | 1.43%         |
| Alamance    | 217    | 1.39%         |
| Rowan       | 199    | 1.27%         |
| Catawba     | 198    | 1.27%         |
| Davidson    | 189    | 1.21%         |
| Henderson   | 167    | 1.07%         |
| Moore       | 122    | 0.78%         |
| Rockingham  | 119    | 0.76%         |
| Harnett     | 118    | 0.76%         |
| Randolph    | 101    | 0.65%         |
| Nash        | 100    | 0.64%         |
| Craven      | 97     | 0.62%         |
| Chatham     | 90     | 0.58%         |
| Lincoln     | 90     | 0.58%         |
| Wayne       | 85     | 0.54%         |
| Cleveland   | 84     | 0.54%         |
| Dare        | 79     | 0.51%         |
| Franklin    | 69     | 0.44%         |

|            |    |       |
|------------|----|-------|
| Burke      | 66 | 0.42% |
| Lee        | 66 | 0.42% |
| Onslow     | 64 | 0.41% |
| Caldwell   | 59 | 0.38% |
| Rutherford | 59 | 0.38% |
| Carteret   | 57 | 0.36% |
| Stanly     | 56 | 0.36% |
| Robeson    | 53 | 0.34% |
| Wilson     | 53 | 0.34% |
| Edgecombe  | 51 | 0.33% |
| Davie      | 45 | 0.29% |
| Pender     | 44 | 0.28% |
| McDowell   | 38 | 0.24% |
| Surry      | 37 | 0.24% |
| Currituck  | 35 | 0.22% |
| Richmond   | 35 | 0.22% |
| Granville  | 31 | 0.20% |
| Stokes     | 31 | 0.20% |
| Lenoir     | 30 | 0.19% |
| Alexander  | 26 | 0.17% |
| Anson      | 25 | 0.16% |
| Haywood    | 24 | 0.15% |
| Polk       | 24 | 0.15% |
| Beaufort   | 22 | 0.14% |
| Person     | 21 | 0.13% |
| Columbus   | 19 | 0.12% |
| Vance      | 19 | 0.12% |
| Pasquotank | 17 | 0.11% |
| Wilkes     | 17 | 0.11% |
| Montgomery | 16 | 0.10% |
| Sampson    | 16 | 0.10% |
| Jackson    | 15 | 0.10% |
| Pamlico    | 14 | 0.09% |

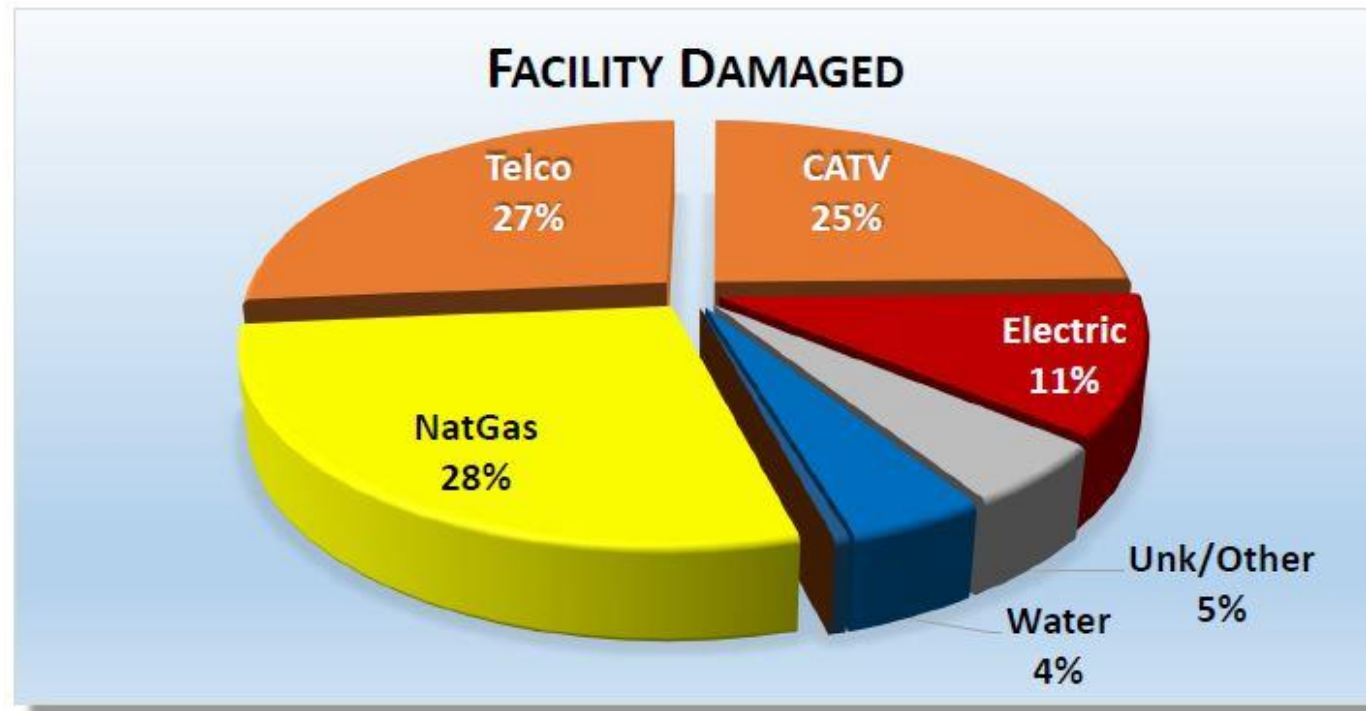


|              |       |       |
|--------------|-------|-------|
| Halifax      | 13    | 0.08% |
| Transylvania | 13    | 0.08% |
| Yadkin       | 12    | 0.08% |
| Scotland     | 11    | 0.07% |
| Watauga      | 11    | 0.07% |
| Caswell      | 10    | 0.06% |
| Duplin       | 10    | 0.06% |
| Hertford     | 10    | 0.06% |
| Hoke         | 10    | 0.06% |
| Greene       | 9     | 0.06% |
| Macon        | 9     | 0.06% |
| Northampton  | 9     | 0.06% |
| Avery        | 8     | 0.05% |
| Bladen       | 6     | 0.04% |
| Martin       | 6     | 0.04% |
| Ashe         | 5     | 0.03% |
| Perquimans   | 5     | 0.03% |
| Bertie       | 4     | 0.03% |
| Cherokee     | 4     | 0.03% |
| Gates        | 4     | 0.03% |
| Jones        | 4     | 0.03% |
| Mitchell     | 4     | 0.03% |
| Warren       | 4     | 0.03% |
| Yancey       | 4     | 0.03% |
| Chowan       | 3     | 0.02% |
| Swain        | 3     | 0.02% |
| Washington   | 3     | 0.02% |
| Alleghany    | 2     | 0.01% |
| Madison      | 2     | 0.01% |
| Tyrrell      | 2     | 0.01% |
| Camden       | 1     | 0.01% |
| Clay         | 1     | 0.01% |
| Graham       | 1     | 0.01% |
| Grand Total  | 15621 | 100%  |

**NC811, Year 2019: 15,621 Damage Events in 99 Counties**

# 2019 Incidents

| Facility Damaged   | Events       | % of Grand Total |
|--------------------|--------------|------------------|
| NatGas             | 4332         | 27.73%           |
| Telco              | 4162         | 26.64%           |
| CATV               | 3825         | 24.49%           |
| Electric           | 1763         | 11.29%           |
| Unk/Other          | 777          | 4.97%            |
| Water              | 687          | 4.40%            |
| Sewer              | 74           | 0.47%            |
| Liquid Pipeline    | 1            | 0.01%            |
| <b>Grand Total</b> | <b>15621</b> | <b>100%</b>      |




**NC811, Year 2019: 15,621 Damage Events in 99 Counties**

# Probe Rod



- Fiberglass shaft (insulator)
- Blunt point



- Steel shaft (conductor)
- Sharp point

**CLOSED**  
**Monday, September 7th**

**LABOR DAY**

**If you plan on digging  
we suggest you have your locate  
request submitted no later than**

**Tuesday, Sept. 1st**

Remember weekends and holidays are not included in the 3 working day notice

# NC811 Tailgate Wrap Grant Campaign 2020



**Municipalities**  
**Rural Water Corporations**  
**Water and Sewer Authorities**  
**Telephone and Cable Co-Op's**

# 2020 / 2021 State UCC Officers



**CHAIR**  
Jason Stover  
Dominion Energy



**CO-CHAIR**  
Ronya Nabors  
Piedmont Natural  
Gas



**SECRETARY**  
Chase Gibson  
Kings Mountain  
Energy Services



**TREASURER**  
Sandra Johnson  
Dominion Energy

For information on nc811 and ncucc events, visit the calendar section of nc811.org or the nc811 app

NC811 Calendar of Events

Today | May 2020 | Print | Week | Month | Agenda

| Sun                         | Mon               | Tue  | Wed               | Thu                 | Fri               | Sat              |                 |
|-----------------------------|-------------------|--|-------------------|---------------------|-------------------|------------------|-----------------|
| 26                          | 27                | 28   | 29                | 30                  | May 1             | 2                |                 |
| National Safe Digging Month |                   |  |                   |                     |                   | 8am CANCELED- C  | 1pm CANCELED-De |
|                             | 1:30pm CANCELED-  | 8:30am CANCELED-                                       | 10am CANCELED-D   | 1pm Conf call w/ Jc | 12pm CANCELED- Y  |                  |                 |
|                             |                   |  |                   | 6pm CANCELED-Th     |                   |                  |                 |
| 3                           | 4                 | 5  | 6                 | 7                   | 8                 | 9                |                 |
|                             |                   | Canceled - NCLM CityVision 2020 Conference - 10 Conve  |                   | 11am Seeland Meet   | Postponed - Gree  |                  |                 |
|                             |                   | 7:30am Canceled -                                      |                   | 8:10am NCRWA - Vi   |                   | 2:30pm Bowman Gr |                 |
| 10                          | 11                | 12   | 13                | 14                  | 15                | 16               |                 |
|                             |                   | Canceled-Statewide Safety Conference - Joseph S. Koury |                   | 1pm Facebook Proj   | 3pm Safety Sam- C |                  |                 |
|                             |                   | 8am CANCELED- D  | CANCELED- NCAM    | CANCELED-NCAM       |                   |                  |                 |
|                             |                   | 10am Canceled-NU                                       | 8am 811 Car on Di | 8:10am Canceled -   |                   |                  |                 |
|                             |                   | <a href="#">+2 more</a>                                |                   |                     |                   |                  |                 |
| 17                          | 18                | 19   | 20                | 21                  | 22                | 23               |                 |
|                             | 5pm Cleveland Cou | 9am UCIS-Teleconf                                      |                   | 7:45am Atrium Hea   |                   |                  |                 |

9:27 | Calendars

Stay up-to-date with these calendars

- NC811 Events Calendar
- NCUCC Calendar
- RTE Calendar



# NC811 EDUCATION TEAM



**Ann Rushing**  
Education Manager  
Office Phone: 336-855-5760  
Cell Phone: 336-944-5518  
email: [annrushing@nc811.org](mailto:annrushing@nc811.org)



**Brian Morehouse**  
Education Liaison - Western Region  
Office Phone: 336-855-5760  
Cell Phone: 336-482-6890  
email: [bmorehouse@nc811.org](mailto:bmorehouse@nc811.org)



**Howard Corey**  
Education Liaison - Eastern Region  
Office Phone: 336-855-5760  
Cell Phone: 336-317-5999  
email: [howard@nc811.org](mailto:howard@nc811.org)



**Parrish Reddick**  
Education Liaison - Piedmont Region  
Office Phone: 336-855-5760  
Cell Phone: 336-707-4528  
email: [parrish@nc811.org](mailto:parrish@nc811.org)



**Tami Stout**  
Education Liaison - SW Region  
Office Phone: 336-855-5760  
Cell Phone: 336-601-8644  
email: [tami@nc811.org](mailto:tami@nc811.org)



**Steven Moore**  
Media Relations Specialist  
Office Phone: 336-855-5760  
Cell Phone: 336-382-4109  
email: [smoore@nc811.org](mailto:smoore@nc811.org)



Thank you for your time and attention.  
You can get a PDF copy of this presentation on  
[www.ncucc.org](http://www.ncucc.org)

Use the UCC Issues form to voice your concerns to both local and state level UCC meetings in North Carolina. Available on both the NCUCC website and the NC811 app.

