

Virtual UCC Meetings with Zoom

- The meeting room will be locked upon the start of the meeting for security.
- Every meeting will be recorded and the video will be posted on the ncucc.org website
- In the chat section please type your name, company name, email and phone number
- Participant feature – raise hand. The meeting facilitator will acknowledge you.
- For those dialing in, *6 will mute and unmute you. When you are not speaking, please put your phone on mute.

zoom meetings



Blue Ridge UCC



Single Address Ticket 2.0

- Full pass-thru locate request
- No training needed
- More comprehensive user interface
- Responsive format for PC, Tablet and Phone

COMING AUG. 5th



From our Executive Director



Louis Panzer

- July volume slightly under compared to 2019
- Office opened July 15
- Looking forward to August 11
- New policy regarding ticket lookup
- Stay cool and stay safe!



NC811 Data

Locate requests,
transmissions, county
ticket volume and
distribution

Locate Requests / Transmissions



JULY 2019 vs 2020

TICKETS

2020: 195,445

2019: 198,236

Difference: -1.5%

TRANSMISSIONS

2020: 1,074,947

2019: 1,084,353

Difference: -0.8%



Year-to-date

TICKETS

2020: 1,256,667

2019: 1,342,235

Difference: -6.3%

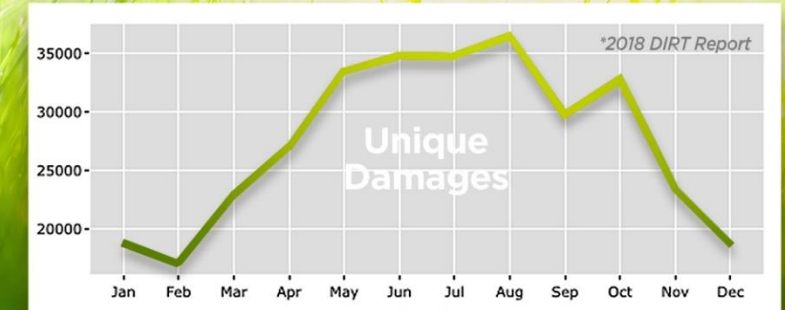
TRANSMISSIONS

2020: 7,155,766

2019: 7,280,761

Difference: -1.7

**More damages occur
in August than any
other month.***



Always #call811 before digging.



County Ticket Volume

YTD stats compared with previous year

Alexander	3 HR	CNCL	NEW	RXMT	UPDT	Total Tickets
2019	13	6	359	6	52	436
2020	11	2	319	10	81	423
	-15.4%	-66.7%	-11.1%	66.7%	55.8%	-3.0%

County Ticket Volume

YTD stats compared with previous year

Catawba	3 HR	CNCL	NEW	RXMT	UPDT	Total Tickets
2019	127	12	1733	60	900	2832
2020	117	18	1681	70	858	2744
	-7.9%	50.0%	-3.0%	16.7%	-4.7%	-3.1%

County Ticket Volume

YTD stats compared with previous year

Lincoln	3 HR	CNCL	NEW	RXMT	UPDT	Total Tickets
2019	81	12	1135	53	371	1652
2020	136	33	1572	97	550	2388
	67.9%	175.0%	38.5%	83.0%	48.2%	44.6%

County Ticket Volume

2020 stats compared with 2019

	3 HR	CNCL	NEW	RXMT	UPDT	Total Tickets
2019	794	161	12566	661	6253	20435
2020	792	111	10549	442	5840	17734
	-0.3%	-31.1%	-16.1%	-33.1%	-6.6%	-13.2%

County Ticket Volume

2020 stats compared with 2019

	3 HR	CNCL	NEW	RXMT	UPDT	Total Tickets
2019	860	132	8652	441	3225	13310
2020	391	124	8764	365	3329	12973
	-54.5%	-6.1%	1.3%	-17.2%	3.2%	-2.5%

County Ticket Volume

2020 stats compared with 2019

	3 HR	CNCL	NEW	RXMT	UPDT	Total Tickets
2019	103	67	2310	36	242	2758
2020	62	20	2273	79	529	2963
	-39.8%	-70.1%	-1.6%	119.4%	118.6%	7.4%

County Ticket Distribution

ALEXANDER	423
BETHLEHEM	79
HIDDENITE	22
LITTLE RIVER	4
MILLERSVILLE	1
STONY POINT	19
TAYLORSVILLE	297
VASHTI	1

County Ticket Distribution

CATAWBA	2744
CATAWBA	195
CLAREMONT	99
CONOVER	194
HICKORY	1165
LAKE NORMAN	27
LONG VIEW	23
MAIDEN	203
MOUNTAIN VIEW	18
NEWTON	562
SAINT STEPHENS	4
SHERRILLS FORD	221
TERRELL	20

County Ticket Distribution

LINCOLN	2388
CROUSE	23
DENVER	1297
DORA	3
HULLS CROSSROADS	2
IRON STATION	211
JOHNSTOWN	3
LINCOLNTON	619
LOWESVILLE	52
MAIDEN	42
SOUTH LINCOLNTON	3
TRIANGLE	2
VALE	61
WESTPORT	66

2019 Incidents

By Events

County	Events	% Grand Total
Mecklenburg	3404	21.79%
Wake	2414	15.45%
Guilford	1134	7.26%
Durham	810	5.19%
Forsyth	630	4.03%
Union	475	3.04%
Buncombe	473	3.03%
Cumberland	467	2.99%
Cabarrus	328	2.10%
New Hanover	324	2.07%
Gaston	321	2.05%
Iredell	321	2.05%
Johnston	281	1.80%
Orange	272	1.74%
Pitt	231	1.48%
Brunswick	224	1.43%
Alamance	217	1.39%
Rowan	199	1.27%
Catawba	198	1.27%
Davidson	189	1.21%
Henderson	167	1.07%
Moore	122	0.78%
Rockingham	119	0.76%
Harnett	118	0.76%
Randolph	101	0.65%
Nash	100	0.64%
Craven	97	0.62%
Chatham	90	0.58%
Lincoln	90	0.58%
Wayne	85	0.54%
Cleveland	84	0.54%
Dare	79	0.51%
Franklin	69	0.44%

Burke	66	0.42%
Lee	66	0.42%
Onslow	64	0.41%
Caldwell	59	0.38%
Rutherford	59	0.38%
Carteret	57	0.36%
Stanly	56	0.36%
Robeson	53	0.34%
Wilson	53	0.34%
Edgecombe	51	0.33%
Davie	45	0.29%
Pender	44	0.28%
McDowell	38	0.24%
Surry	37	0.24%
Currituck	35	0.22%
Richmond	35	0.22%
Granville	31	0.20%
Stokes	31	0.20%
Lenoir	30	0.19%
Alexander	26	0.17%
Anson	25	0.16%
Haywood	24	0.15%
Polk	24	0.15%
Beaufort	22	0.14%
Person	21	0.13%
Columbus	19	0.12%
Vance	19	0.12%
Pasquotank	17	0.11%
Wilkes	17	0.11%
Montgomery	16	0.10%
Sampson	16	0.10%
Jackson	15	0.10%
Pamlico	14	0.09%

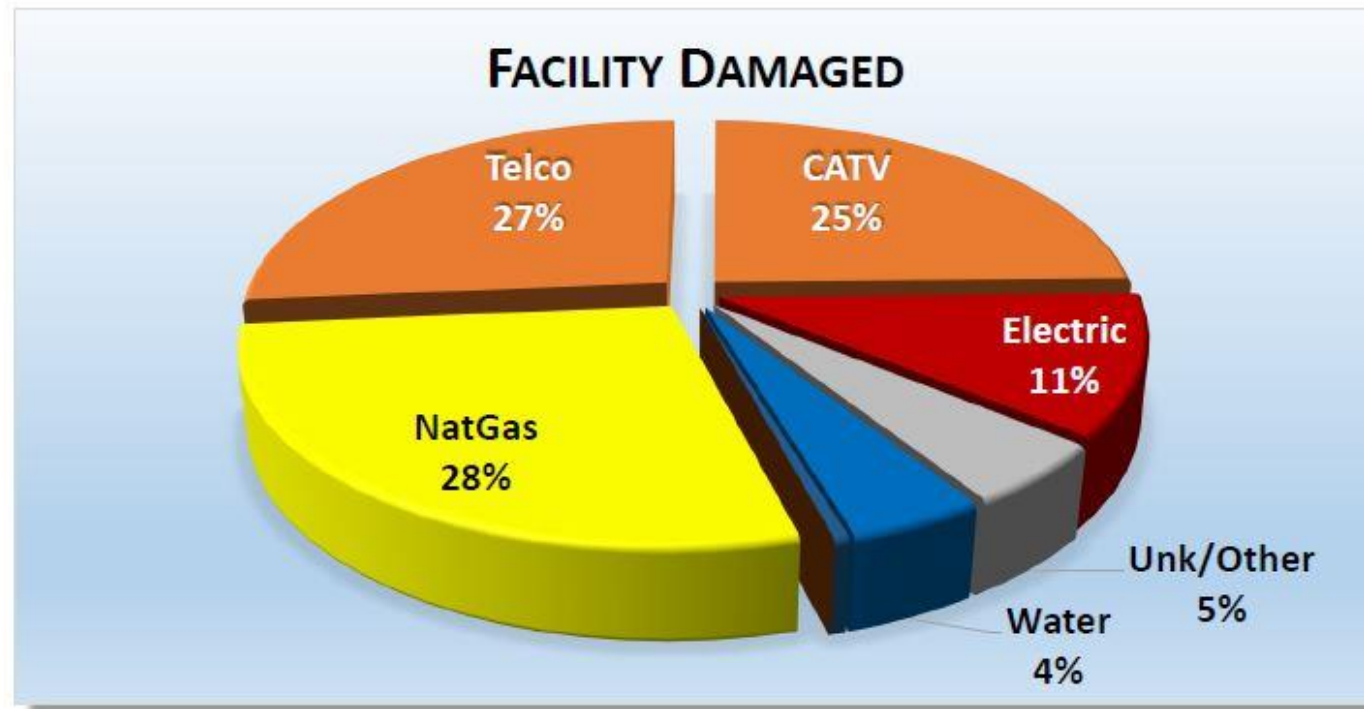


Halifax	13	0.08%
Transylvania	13	0.08%
Yadkin	12	0.08%
Scotland	11	0.07%
Watauga	11	0.07%
Caswell	10	0.06%
Duplin	10	0.06%
Hertford	10	0.06%
Hoke	10	0.06%
Greene	9	0.06%
Macon	9	0.06%
Northampton	9	0.06%
Avery	8	0.05%
Bladen	6	0.04%
Martin	6	0.04%
Ashe	5	0.03%
Perquimans	5	0.03%
Bertie	4	0.03%
Cherokee	4	0.03%
Gates	4	0.03%
Jones	4	0.03%
Mitchell	4	0.03%
Warren	4	0.03%
Yancey	4	0.03%
Chowan	3	0.02%
Swain	3	0.02%
Washington	3	0.02%
Alleghany	2	0.01%
Madison	2	0.01%
Tyrrell	2	0.01%
Camden	1	0.01%
Clay	1	0.01%
Graham	1	0.01%
Grand Total	15621	100%

NC811, Year 2019: 15,621 Damage Events in 99 Counties

2019 Incidents

Facility Damaged	Events	% of Grand Total
NatGas	4332	27.73%
Telco	4162	26.64%
CATV	3825	24.49%
Electric	1763	11.29%
Unk/Other	777	4.97%
Water	687	4.40%
Sewer	74	0.47%
Liquid Pipeline	1	0.01%
Grand Total	15621	100%




NC811, Year 2019: 15,621 Damage Events in 99 Counties

Probe Rod



- Fiberglass shaft (insulator)
- Blunt point



- Steel shaft (conductor)
- Sharp point

CLOSED
Monday, September 7th

LABOR DAY

**If you plan on digging
we suggest you have your locate
request submitted no later than**

Tuesday, Sept. 1st

Remember weekends and holidays are not included in the 3 working day notice

NC811 Tailgate Wrap Grant Campaign 2020



Municipalities
Rural Water Corporations
Water and Sewer Authorities
Telephone and Cable Co-Op's

2020 / 2021 State UCC Officers



CHAIR
Jason Stover
Dominion Energy



CO-CHAIR
Ronya Nabors
Piedmont Natural
Gas



SECRETARY
Chase Gibson
Kings Mountain
Energy Services



TREASURER
Sandra Johnson
Dominion Energy

For information on nc811 and ncucc events, visit the calendar section of nc811.org or the nc811 app

← → ↺ nc811.org 🔍 📅 28 ⋮

NC811 Calendar of Events




Today ◀ ▶ May 2020 🖨️ Week Month Agenda ▾

Sun	Mon	Tue	Wed	Thu	Fri	Sat
26	27	28	29	30	May 1	2
National Safe Digging Month						8am CANCELED- C 1pm CANCELED-Da
	1:30pm CANCELED-	8:30am CANCELED-	10am CANCELED-D	1pm Conf call w/ Jc 6pm CANCELED-Th	12pm CANCELED- Y	
3	4	5	6	7	8	9
		Canceled - NCLM CityVision 2020 Conference - 10 Conve			11am Seeland Meet	Postponed - Gree
		7:30am Canceled -		8:10am NCRWA - Vi		2:30pm Bowman Gr
10	11	12	13	14	15	16
		Canceled-Statewide Safety Conference - Joseph S. Koury			1pm Facebook Proj	3pm Safety Sam- C
		8am CANCELED- D	CANCELED- NCAM	CANCELED-NCAM		
		10am Canceled-NU	8am 811 Car on Di	8:10am Canceled -		
		+2 more				
17	18	19	20	21	22	23
	5pm Cleveland Cou	9am UCIS-Teleconf		7:45am Atrium Ho		

9:27 ⬅️ 📶 🔋

Calendars

Stay up-to-date with these calendars

-  NC811 Events Calendar
-  NCUCC Calendar
-  RTE Calendar

NC811 EDUCATION TEAM



Ann Rushing

Education Manager

Office Phone: 336-855-5760

Cell Phone: 336-944-5518

email: annrushing@nc811.org



Brian Morehouse

Education Liaison - Western Region

Office Phone: 336-855-5760

Cell Phone: 336-482-6890

email: bmorehouse@nc811.org



Howard Corey

Education Liaison - Eastern Region

Office Phone: 336-855-5760

Cell Phone: 336-317-5999

email: howard@nc811.org



Parrish Reddick

Education Liaison - Piedmont Region

Office Phone: 336-855-5760

Cell Phone: 336-707-4528

email: parrish@nc811.org



Tami Stout

Education Liaison - SW Region

Office Phone: 336-855-5760

Cell Phone: 336-601-8644

email: tami@nc811.org



Steven Moore

Media Relations Specialist

Office Phone: 336-855-5760

Cell Phone: 336-382-4109

email: smoore@nc811.org



Thank you for your time and attention.
You can get a PDF copy of this presentation on

www.ncucc.org

Use the UCC Issues form to voice your concerns to both local and state level UCC meetings in North Carolina. Available on both the NCUCC website and the NC811 app.

