


Virtual UCC Meetings with Zoom

- The meeting room will be locked upon the start of the meeting for security.
- Every meeting will be recorded and the video will be posted on the ncucc.org website
- In the chat section please type your name, company name, email and phone number
- Participant feature – raise hand. The meeting facilitator will acknowledge you.
- For those dialing in, *6 will mute and unmute you. When you are not speaking, please put your phone on mute.

zoom meetings



Cumberland County UCC



August 11th is National 811 Day



- Visit nc811.org/811day.html
- Social Media toolkit
- Locate Safety Sam Contest
- Press Release
- August 11th talking points

Single Address Ticket 2.0

- Full pass-thru locate request
- No training needed
- More comprehensive user interface
- Responsive format for PC, Tablet and Phone

COMING AUG. 5th



From our Executive Director



Louis Panzer

- July volume slightly under compared to 2019
- Office opened July 15
- Looking forward to August 11
- New policy regarding ticket lookup
- Stay cool and stay safe!



NC811 Data

Locate requests,
transmissions, county
ticket volume and
distribution

Locate Requests / Transmissions



JULY 2019 vs 2020

TICKETS

2020: 195,445

2019: 198,236

Difference: -1.4%

TRANSMISSIONS

2020: 1,113,119

2019: 1,084,353

Difference: 2.7%



Year-to-date

TICKETS

2020: 1,256,667

2019: 1,342,235

Difference: -6.4%

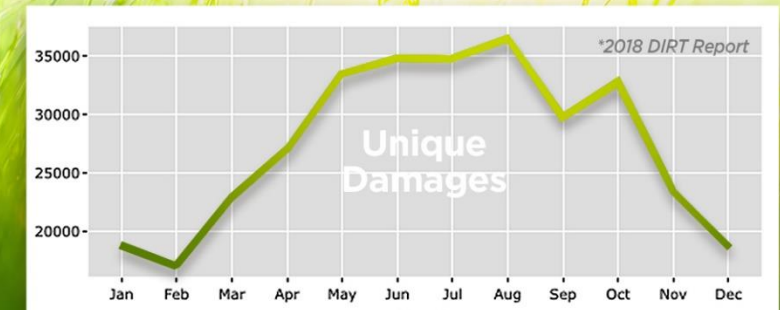
TRANSMISSIONS

2020: 7,193,938

2019: 7,280,761

Difference: -1.2%

More damages occur in August than any other month.*



Always #call811 before digging.



County Ticket Volume

2020 stats compared with 2019

	3 HR	CNCL	NEW	RXMT	UPDT	TOTAL
2019	95	31	2496	84	1713	4419
2020	53	30	2383	46	894	3406
+/- Var	-44.2%	-3.2%	-4.5%	-45.2%	-47.8%	-22.9%
				Locates per day		162

County Ticket Volume

YTD stats compared with previous year

	3 HR	CNCL	NEW	RXMT	UPDT	TOTAL
2019	680	306	17806	516	12458	31766
2020	394	245	16175	388	7257	24459
+/- Var	-42.1%	-19.9%	-9.2%	-24.8%	-41.7%	-23.0%
				Locates per day		164

County Ticket Distribution

County/Place	07 Jul
CUMBERLAND	3406
BEAVER CREEK	1
BONNIE DOONE	1
CEDAR CREEK	1
CUMBERLAND	1
EASTOVER	141
FALCON	48
FAYETTEVILLE	2326
FORT BRAGG	195
GODWIN	12
GRAYS CREEK	13
HOPE MILLS	419
LINDEN	44
POPE AIR FORCE BASE	41
ROSLIN	2
SPRING LAKE	62
STEDMAN	46
VANDER	1
WADE	52

2019 Incidents

By Events

County	Events	% Grand Total
Mecklenburg	3404	21.79%
Wake	2414	15.45%
Guilford	1134	7.26%
Durham	810	5.19%
Forsyth	630	4.03%
Union	475	3.04%
Buncombe	473	3.03%
Cumberland	467	2.99%
Cabarrus	328	2.10%
New Hanover	324	2.07%
Gaston	321	2.05%
Iredell	321	2.05%
Johnston	281	1.80%
Orange	272	1.74%
Pitt	231	1.48%
Brunswick	224	1.43%
Alamance	217	1.39%
Rowan	199	1.27%
Catawba	198	1.27%
Davidson	189	1.21%
Henderson	167	1.07%
Moore	122	0.78%
Rockingham	119	0.76%
Harnett	118	0.76%
Randolph	101	0.65%
Nash	100	0.64%
Craven	97	0.62%
Chatham	90	0.58%
Lincoln	90	0.58%
Wayne	85	0.54%
Cleveland	84	0.54%
Dare	79	0.51%
Franklin	69	0.44%



Burke	66	0.42%
Lee	66	0.42%
Onslow	64	0.41%
Caldwell	59	0.38%
Rutherford	59	0.38%
Carteret	57	0.36%
Stanly	56	0.36%
Robeson	53	0.34%
Wilson	53	0.34%
Edgecombe	51	0.33%
Davie	45	0.29%
Pender	44	0.28%
McDowell	38	0.24%
Surry	37	0.24%
Currituck	35	0.22%
Richmond	35	0.22%
Granville	31	0.20%
Stokes	31	0.20%
Lenoir	30	0.19%
Alexander	26	0.17%
Anson	25	0.16%
Haywood	24	0.15%
Polk	24	0.15%
Beaufort	22	0.14%
Person	21	0.13%
Columbus	19	0.12%
Vance	19	0.12%
Pasquotank	17	0.11%
Wilkes	17	0.11%
Montgomery	16	0.10%
Sampson	16	0.10%
Jackson	15	0.10%
Pamlico	14	0.09%

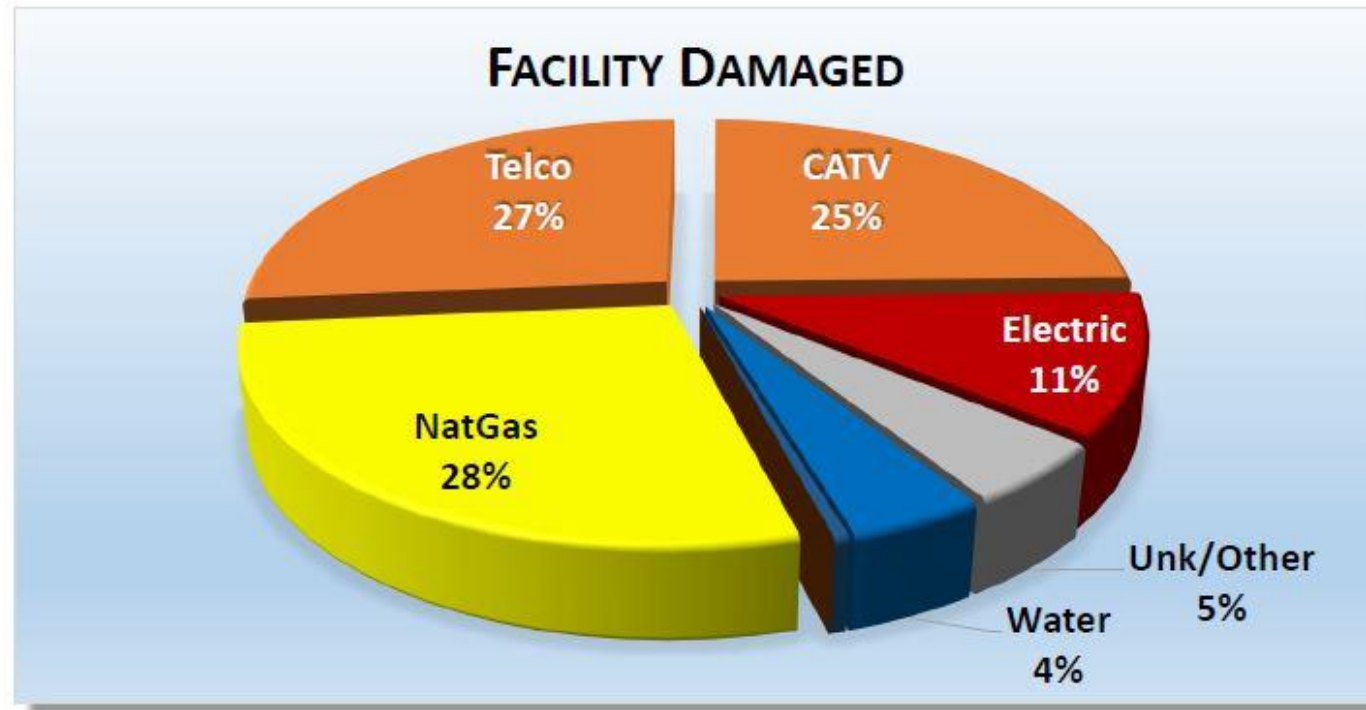


Halifax	13	0.08%
Transylvania	13	0.08%
Yadkin	12	0.08%
Scotland	11	0.07%
Watauga	11	0.07%
Caswell	10	0.06%
Duplin	10	0.06%
Hertford	10	0.06%
Hoke	10	0.06%
Greene	9	0.06%
Macon	9	0.06%
Northampton	9	0.06%
Avery	8	0.05%
Bladen	6	0.04%
Martin	6	0.04%
Ashe	5	0.03%
Perquimans	5	0.03%
Bertie	4	0.03%
Cherokee	4	0.03%
Gates	4	0.03%
Jones	4	0.03%
Mitchell	4	0.03%
Warren	4	0.03%
Yancey	4	0.03%
Chowan	3	0.02%
Swain	3	0.02%
Washington	3	0.02%
Alleghany	2	0.01%
Madison	2	0.01%
Tyrrell	2	0.01%
Camden	1	0.01%
Clay	1	0.01%
Graham	1	0.01%
Grand Total	15621	100%

NC811, Year 2019: 15,621 Damage Events in 99 Counties

2019 Incidents

Facility Damaged	Events	% of Grand Total
NatGas	4332	27.73%
Telco	4162	26.64%
CATV	3825	24.49%
Electric	1763	11.29%
Unk/Other	777	4.97%
Water	687	4.40%
Sewer	74	0.47%
Liquid Pipeline	1	0.01%
Grand Total	15621	100%



NC811, Year 2019: 15,621 Damage Events in 99 Counties

2019 Incidents

Which Facility Was Damaged When What Work Was Performed?

	Facility Damaged								Total	GT%
	NatGas	Telco	CATV	Electric	Unk/ Other	Water	Sewer	Liquid Pipeline		
Unk/Other*	2798	306	476	188	89	51	9		3917	25.08%
Telco	480	624	593	303	61	387	21		2469	15.81%
Water	181	710	606	254	131	11	2		1895	12.13%
Electric	199	658	514	153	75	69	13		1681	10.76%
NatGas	97	564	425	261	51	54	5		1457	9.33%
Sewer	132	328	352	219	87	10	6		1134	7.25%
CATV	49	198	153	93	7	62	3	1	566	3.62%
Landscaping	82	94	200	50	66	3	1		496	3.18%
Fencing	30	94	131	51	61	5	1		373	2.39%
Drainage	10	105	88	41	28	2	2		276	1.77%
Strm Drn/Culv	23	92	28	47	31	4	5		230	1.47%
Grading	32	87	31	32	26	4			212	1.36%
Road Work	49	81	27	23	17	8			205	1.31%
Irrigation	24	50	92	21	8				195	1.25%
Site Devel	63	11	7	4	4				89	0.57%
Pole	6	55	5	3	6	4	1		80	0.51%
Driveway	14	35	13	3	9	3			77	0.49%
Street Light	1	8	57		1	2			69	0.44%
Curb/Sidewalk	13	14	14	7	7	3	2		60	0.38%
Traffic Signal	4	23	6	4	6	3	1		47	0.30%
Construction	25	8	2	4	1				40	0.26%
Milling	7	6	1		1		1		16	0.10%
Demolition	8	1	1		1	1			12	0.08%
Traffic Sign	3	4		1	2	1			11	0.07%
Railroad	1	3							4	0.03%
Waterway Imp		1	2						3	0.02%
Steam	1	1							2	0.01%
Eng/Surveying		1			1				2	0.01%
Agriculture			1	1					2	0.01%
Liquid Pipeline							1		1	0.01%
Grand Total	4332	4162	3825	1763	777	687	74	1	15621	100%
	27.73%	26.64%	24.49%	11.29%	4.97%	4.40%	0.47%	0.01%		


*Unknown/Other = Work types known, but not categorized

NC811, Year 2019: 15,621 Damage Events in 99 Counties

Probe Rod



- Fiberglass shaft (insulator)
- Blunt point



- Steel shaft (conductor)
- Sharp point

CLOSED
Monday, September 7th

LABOR DAY

**If you plan on digging
we suggest you have your locate
request submitted no later than**

Tuesday, Sept. 1st

Remember weekends and holidays are not included in the 3 working day notice

NC811 Tailgate Wrap Grant Campaign 2020



Municipalities
Rural Water Corporations
Water and Sewer Authorities
Telephone and Cable Co-Op's

2020 / 2021 State UCC Officers



CHAIR
Jason Stover
Dominion Energy



CO-CHAIR
Ronya Nabors
Piedmont Natural Gas



SECRETARY
Chase Gibson
Kings Mountain
Energy Services



TREASURER
Sandra Johnson
Dominion Energy

For information on nc811 and ncucc events, visit the calendar section of nc811.org or the nc811 app

NC811 Calendar of Events

Today | May 2020 | Print | Week | Month | Agenda

Sun	Mon	Tue	Wed	Thu	Fri	Sat	
26	27	28	29	30	May 1	2	
National Safe Digging Month						8am CANCELED- C	1pm CANCELED-De
	1:30pm CANCELED-	8:30am CANCELED-	10am CANCELED-D	1pm Conf call w/ Jc	12pm CANCELED- Y		
				6pm CANCELED-Th			
3	4	5	6	7	8	9	
		Canceled - NCLM CityVision 2020 Conference - 10 Conve		11am Seeland Meet	Postponed - Gree		
		7:30am Canceled -		8:10am NCRWA - Vi		2:30pm Bowman Gr	
10	11	12	13	14	15	16	
		Canceled-Statewide Safety Conference - Joseph S. Koury		1pm Facebook Proj	3pm Safety Sam- C		
		8am CANCELED- D	CANCELED- NCAM	CANCELED-NCAM			
		10am Canceled-NU	8am 811 Car on Di	8:10am Canceled -			
		+2 more					
17	18	19	20	21	22	23	
	5pm Cleveland Cou	9am UCIS-Teleconf		7:45am Atrium Hea			

9:27 | Calendars

Stay up-to-date with these calendars

- NC811 Events Calendar
- NCUCC Calendar
- RTE Calendar

NC811 EDUCATION TEAM



Ann Rushing
Education Manager
Office Phone: 336-855-5760
Cell Phone: 336-944-5518
email: annrushing@nc811.org



Brian Morehouse
Education Liaison - Western Region
Office Phone: 336-855-5760
Cell Phone: 336-482-6890
email: bmorehouse@nc811.org



Howard Corey
Education Liaison - Eastern Region
Office Phone: 336-855-5760
Cell Phone: 336-317-5999
email: howard@nc811.org



Parrish Reddick
Education Liaison - Piedmont Region
Office Phone: 336-855-5760
Cell Phone: 336-707-4528
email: parrish@nc811.org



Tami Stout
Education Liaison - SW Region
Office Phone: 336-855-5760
Cell Phone: 336-601-8644
email: tami@nc811.org



Steven Moore
Media Relations Specialist
Office Phone: 336-855-5760
Cell Phone: 336-382-4109
email: smoore@nc811.org



Thank you for your time and attention.
You can get a PDF copy of this presentation on
www.ncucc.org

Use the UCC Issues form to voice your concerns to both local and state level UCC meetings in North Carolina. Available on both the NCUCC website and the NC811 app.

