

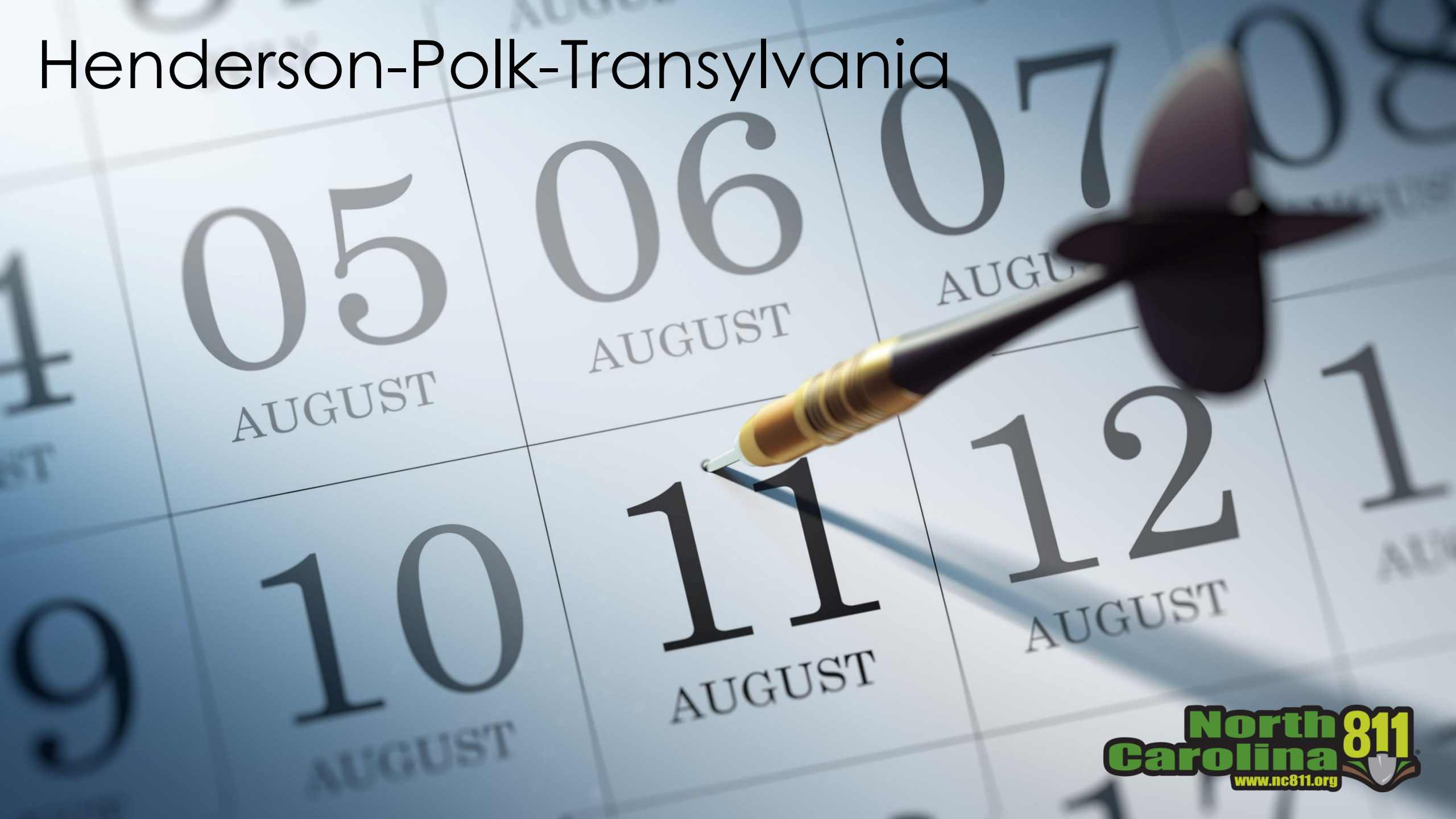
# Virtual UCC Meetings with Zoom

- The meeting room will be locked upon the start of the meeting for security.
- Every meeting will be recorded and the video will be posted on the [ncucc.org](http://ncucc.org) website
- In the chat section please type your name, company name, email and phone number
- Participant feature – raise hand. The meeting facilitator will acknowledge you.
- For those dialing in, \*6 will mute and unmute you. When you are not speaking, please put your phone on mute.

zoom meetings



# Henderson-Polk-Transylvania



# August 11<sup>th</sup> is National 811 Day



- Visit [nc811.org/811day.html](http://nc811.org/811day.html)
- Social Media toolkit
- Locate Safety Sam Contest
- Press Release
- August 11<sup>th</sup> talking points

# Single Address Ticket 2.0

- Full pass-thru locate request
- No training needed
- More comprehensive user interface
- Responsive format for PC, Tablet and Phone

**COMING AUG. 5th**





# From our Executive Director



Louis Panzer

- July volume slightly under compared to 2019
- Office opened July 15
- Looking forward to August 11
- New policy regarding ticket lookup
- Stay cool and stay safe!



# NC811 Data

Locate requests,  
transmissions, county  
ticket volume and  
distribution

# Locate Requests / Transmissions



JULY 2019 vs 2020

## TICKETS

2020: 195,445

2019: 198,236

Difference: -1.4%

## TRANSMISSIONS

2020: 1,113,119

2019: 1,084,353

Difference: 2.7%



Year-to-date

## TICKETS

2020: 1,256,667

2019: 1,342,235

Difference: -6.4%

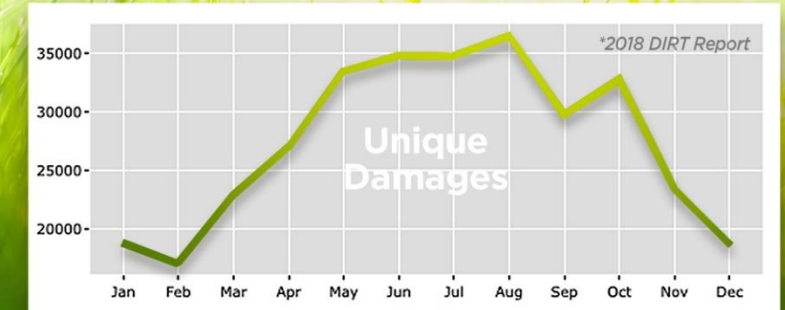
## TRANSMISSIONS

2020: 7,193,938

2019: 7,280,761

Difference: -1.2%

**More damages occur  
in August than any  
other month.\***



Always #call811 before digging.



# County Ticket Volume

YTD stats compared with previous year

Henderson	3 HR	CNCL	NEW	RXMT	UPDT	Total Tickets
2019	446	74	9508	329	4591	14948
2020	412	75	9440	309	4324	14560
+/- Var	-7.6%	1.4%	-0.7%	-6.1%	-5.8%	-2.6%
				Avg Locates per Day		98



# County Ticket Volume

YTD stats compared with previous year

Polk	3 HR	CNCL	NEW	RXMT	UPDT	Total Tickets
2019	160	17	1896	90	1697	3860
2020	65	15	1575	121	269	2045
+/- Var	-59.4%	-11.8%	-16.9%	34.4%	-84.1%	-47.0%
				Avg Locates per Day		14

# County Ticket Volume

YTD stats compared with previous year

Transylvania	3 HR	CNCL	NEW	RXMT	UPDT	Total Tickets
2019	14	31	2471	110	509	3135
2020	57	25	2484	124	562	3252
+/- Var	307.1%	-19.4%	0.5%	12.7%	10.4%	3.7%
				Avg Locates per Day		22

# County Ticket Volume

2020 stats compared with 2019

Henderson	3 HR	CNCL	NEW	RXMT	UPDT	Total Tickets
2019	54	15	1241	40	660	2010
2020	69	13	1580	38	609	2309
+/- Var	27.8%	-13.3%	27.3%	-5.0%	-7.7%	14.9%
				Avg Locates per Day		110

# County Ticket Volume

2020 stats compared with 2019

Polk	3 HR	CNCL	NEW	RXMT	UPDT	Total Tickets
2019	29	4	280	13	254	580
2020	7	2	222	23	21	275
+/- Var	-75.9%	-50.0%	-20.7%	76.9%	-91.7%	-52.6%
				Avg Locates per Day		13

# County Ticket Volume

2020 stats compared with 2019

Transylvania	3 HR	CNCL	NEW	RXMT	UPDT	Total Tickets
2019	1	2	363	17	70	453
2020	9	6	368	15	31	429
+/- Var	800.0%	200.0%	1.4%	-11.8%	-55.7%	-5.3%
				Avg Locates per Day		20



# County Ticket Distribution

HENDERSON	2309
BALFOUR	1
BAT CAVE	1
BLUE RIDGE	35
BROOKLAND MANOR	1
CHANTELOUPE COUNTRY	1
DANA	2
EAST FLAT ROCK	32
EDNEYVILLE	17
ETOWAH	119
FLAT ROCK	176
FLETCHER	302

GERTON	3
HENDERSONVILLE	1356
HOOPERS CREEK	1
HORSE SHOE	27
LAUREL PARK	25
MILL CORNER	1
MILLS RIVER	149
MOUNTAIN HOME	3
SALUDA	22
VALLEY HILL	3
ZIRCONIA	32

# County Ticket Distribution

POLK	275
COLUMBUS	111
GREEN CREEK	4
MILL SPRING	51
PENIEL	1
SALUDA	34
TRYON	74

# County Ticket Distribution

TRANSYLVANIA	429
BALSAM GROVE	11
BOYLSTON CREEK	1
BREVARD	197
CEDAR MOUNTAIN	31
DUNNS ROCK	2
EAST FORK	3
LAKE TOXAWAY	50
LITTLE RIVER	7
PENROSE	9
PISGAH FOREST	72
ROSMAN	17
SAPPHIRE	29

# 2019 Incidents

## By Events

County	Events	% Grand Total
Mecklenburg	3404	21.79%
Wake	2414	15.45%
Guilford	1134	7.26%
Durham	810	5.19%
Forsyth	630	4.03%
Union	475	3.04%
Buncombe	473	3.03%
Cumberland	467	2.99%
Cabarrus	328	2.10%
New Hanover	324	2.07%
Gaston	321	2.05%
Iredell	321	2.05%
Johnston	281	1.80%
Orange	272	1.74%
Pitt	231	1.48%
Brunswick	224	1.43%
Alamance	217	1.39%
Rowan	199	1.27%
Catawba	198	1.27%
Davidson	189	1.21%
Henderson	167	1.07%
Moore	122	0.78%
Rockingham	119	0.76%
Harnett	118	0.76%
Randolph	101	0.65%
Nash	100	0.64%
Craven	97	0.62%
Chatham	90	0.58%
Lincoln	90	0.58%
Wayne	85	0.54%
Cleveland	84	0.54%
Dare	79	0.51%
Franklin	69	0.44%

Burke	66	0.42%
Lee	66	0.42%
Onslow	64	0.41%
Caldwell	59	0.38%
Rutherford	59	0.38%
Carteret	57	0.36%
Stanly	56	0.36%
Robeson	53	0.34%
Wilson	53	0.34%
Edgecombe	51	0.33%
Davie	45	0.29%
Pender	44	0.28%
McDowell	38	0.24%
Surry	37	0.24%
Currituck	35	0.22%
Richmond	35	0.22%
Granville	31	0.20%
Stokes	31	0.20%
Lenoir	30	0.19%
Alexander	26	0.17%
Anson	25	0.16%
Haywood	24	0.15%
Polk	24	0.15%
Beaufort	22	0.14%
Person	21	0.13%
Columbus	19	0.12%
Vance	19	0.12%
Pasquotank	17	0.11%
Wilkes	17	0.11%
Montgomery	16	0.10%
Sampson	16	0.10%
Jackson	15	0.10%
Pamlico	14	0.09%

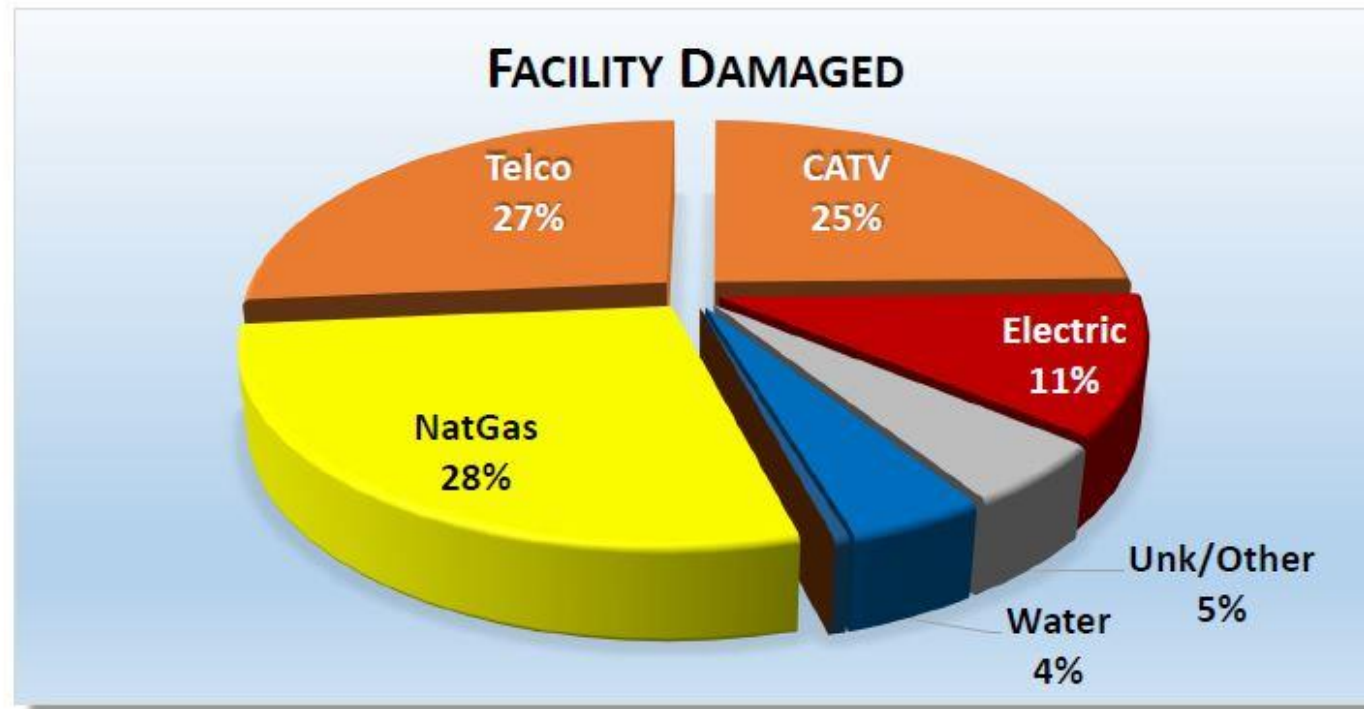


Halifax	13	0.08%
Transylvania	13	0.08%
Yadkin	12	0.08%
Scotland	11	0.07%
Watauga	11	0.07%
Caswell	10	0.06%
Duplin	10	0.06%
Hertford	10	0.06%
Hoke	10	0.06%
Greene	9	0.06%
Macon	9	0.06%
Northampton	9	0.06%
Avery	8	0.05%
Bladen	6	0.04%
Martin	6	0.04%
Ashe	5	0.03%
Perquimans	5	0.03%
Bertie	4	0.03%
Cherokee	4	0.03%
Gates	4	0.03%
Jones	4	0.03%
Mitchell	4	0.03%
Warren	4	0.03%
Yancey	4	0.03%
Chowan	3	0.02%
Swain	3	0.02%
Washington	3	0.02%
Alleghany	2	0.01%
Madison	2	0.01%
Tyrrell	2	0.01%
Camden	1	0.01%
Clay	1	0.01%
Graham	1	0.01%
Grand Total	15621	100%

**NC811, Year 2019: 15,621 Damage Events in 99 Counties**

# 2019 Incidents

Facility Damaged	Events	% of Grand Total
NatGas	4332	27.73%
Telco	4162	26.64%
CATV	3825	24.49%
Electric	1763	11.29%
Unk/Other	777	4.97%
Water	687	4.40%
Sewer	74	0.47%
Liquid Pipeline	1	0.01%
<b>Grand Total</b>	<b>15621</b>	<b>100%</b>



**NC811, Year 2019: 15,621 Damage Events in 99 Counties**



# 2019 Incidents

Which Facility Was Damaged When What Work Was Performed?

Work performed	Facility Damaged										
		NatGas	Telco	CATV	Electric	Unk/ Other	Water	Sewer	Liquid Pipeline	Grand Total	GT%
	Unk/Other*	2798	306	476	188	89	51	9		3917	25.08%
	Telco	480	624	593	303	61	387	21		2469	15.81%
	Water	181	710	606	254	131	11	2		1895	12.13%
	Electric	199	658	514	153	75	69	13		1681	10.76%
	NatGas	97	564	425	261	51	54	5		1457	9.33%
	Sewer	132	328	352	219	87	10	6		1134	7.25%
	CATV	49	198	153	93	7	62	3	1	566	3.62%
	Landscaping	82	94	200	50	66	3	1		496	3.18%
Work performed	Fencing	30	94	131	51	61	5	1		373	2.39%
	Drainage	10	105	88	41	28	2	2		276	1.77%
	Strm Drn/Culv	23	92	28	47	31	4	5		230	1.47%
	Grading	32	87	31	32	26	4			212	1.36%
	Road Work	49	81	27	23	17	8			205	1.31%
	Irrigation	24	50	92	21	8				195	1.25%
	Site Devel	63	11	7	4	4				89	0.57%
	Pole	6	55	5	3	6	4	1		80	0.51%
	Driveway	14	35	13	3	9	3			77	0.49%
	Street Light	1	8	57		1	2			69	0.44%
	Curb/Sidewalk	13	14	14	7	7	3	2		60	0.38%
	Traffic Signal	4	23	6	4	6	3	1		47	0.30%
	Construction	25	8	2	4	1				40	0.26%
	Milling	7	6	1		1		1		16	0.10%
	Demolition	8	1	1		1	1			12	0.08%
	Traffic Sign	3	4		1	2	1			11	0.07%
	Railroad	1	3							4	0.03%
	Waterway Imp		1	2						3	0.02%
	Steam	1	1							2	0.01%
	Eng/Surveying		1			1				2	0.01%
Agriculture			1	1					2	0.01%	
Liquid Pipeline							1		1	0.01%	
Grand Total	4332	4162	3825	1763	777	687	74	1	15621	100%	
	27.73%	26.64%	24.49%	11.29%	4.97%	4.40%	0.47%	0.01%			


\*Unknown/Other = Work types known, but not categorized

**NC811, Year 2019: 15,621 Damage Events in 99 Counties**

# Probe Rod



- Fiberglass shaft (insulator)
- Blunt point



- Steel shaft (conductor)
- Sharp point

**CLOSED**  
**Monday, September 7th**

**LABOR DAY**

**If you plan on digging  
we suggest you have your locate  
request submitted no later than**

**Tuesday, Sept. 1st**

Remember weekends and holidays are not included in the 3 working day notice



# NC811 Tailgate Wrap Grant Campaign 2020



**Municipalities**  
**Rural Water Corporations**  
**Water and Sewer Authorities**  
**Telephone and Cable Co-Op's**

# 2020 / 2021 State UCC Officers



CHAIR  
Jason Stover  
Dominion Energy



CO-CHAIR  
Ronya Nabors  
Piedmont Natural  
Gas



SECRETARY  
Chase Gibson  
Kings Mountain



TREASURER  
Sandra Johnson  
Dominion Energy



For information on nc811 and ncucc events, visit the calendar section of nc811.org or the nc811 app

←

→

↺

nc811.org

28

⋮

NC811 Calendar of Events

Today

◀

▶

May 2020

▼

Print

Week

Month

Agenda

▼

Sun	Mon	Tue	Wed	Thu	Fri	Sat
26	27	28	29	30	May 1	2
National Safe Digging Month				8am CANCELED- C	1pm CANCELED-Da	
	1:30pm CANCELED-	8:30am CANCELED-	10am CANCELED-D	1pm Conf call w/ Jc	12pm CANCELED- Y	
				6pm CANCELED-Th		
3	4	5	6	7	8	9
		Canceled - NCLM CityVision 2020 Conference - 10 Conve		11am Seeland Meet	Postponed - Gree	
		7:30am Canceled -		8:10am NCRWA - Vi	2:30pm Bowman Gr	
10	11	12	13	14	15	16
		Canceled-Statewide Safety Conference - Joseph S. Koury		1pm Facebook Proj	3pm Safety Sam- C	
		8am CANCELED- D	CANCELED- NCAM	CANCELED-NCAM		
		10am Canceled-NU	8am 811 Car on Di	8:10am Canceled -		
		<a href="#">+2 more</a>				
17	18	19	20	21	22	23
	5pm Cleveland Cou	9am UCIS-Teleconf		7:45am Atrium Ho		

9:27


⋮

📶


🔋

Calendars


Stay up-to-date with these calendars



NC811 Events Calendar



NCUCC Calendar



RTE Calendar

# NC811 EDUCATION TEAM



**Ann Rushing**

Education Manager

Office Phone: 336-855-5760

Cell Phone: 336-944-5518

email: [annrushing@nc811.org](mailto:annrushing@nc811.org)



**Brian Morehouse**

Education Liaison - Western Region

Office Phone: 336-855-5760

Cell Phone: 336-482-6890

email: [bmorehouse@nc811.org](mailto:bmorehouse@nc811.org)



**Howard Corey**

Education Liaison - Eastern Region

Office Phone: 336-855-5760

Cell Phone: 336-317-5999

email: [howard@nc811.org](mailto:howard@nc811.org)



**Parrish Reddick**

Education Liaison - Piedmont Region

Office Phone: 336-855-5760

Cell Phone: 336-707-4528

email: [parrish@nc811.org](mailto:parrish@nc811.org)



**Tami Stout**

Education Liaison - SW Region

Office Phone: 336-855-5760

Cell Phone: 336-601-8644

email: [tami@nc811.org](mailto:tami@nc811.org)



**Steven Moore**

Media Relations Specialist

Office Phone: 336-855-5760

Cell Phone: 336-382-4109

email: [smoore@nc811.org](mailto:smoore@nc811.org)



Thank you for your time and attention.

You can get a PDF copy of this presentation on

[www.ncucc.org](http://www.ncucc.org)

Use the UCC Issues form to voice your concerns to both local and state level UCC meetings in North Carolina. Available on both the NCUCC website and the NC811 app.

