

Virtual UCC Meetings with Zoom

- The meeting room will be locked upon the start of the meeting for security.
- Every meeting will be recorded and the video will be posted on the ncucc.org website
- In the chat section please type your name, company name, email and phone number
- Participant feature – raise hand. The meeting facilitator will acknowledge you.
- For those dialing in, *6 will mute and unmute you. When you are not speaking, please put your phone on mute.

zoom meetings



Hoke/Scotland County UCC



Single Address Ticket 2.0

- Full pass-thru locate request
- No training needed
- More comprehensive user interface
- Responsive format for PC, Tablet and Phone

COMING AUG. 5th



From our Executive Director



Louis Panzer

- July volume slightly under compared to 2019
- Office opened July 15
- Looking forward to August 11
- New policy regarding ticket lookup
- Stay cool and stay safe!



NC811 Data

Locate requests,
transmissions, county
ticket volume and
distribution

Locate Requests / Transmissions



JULY 2019 vs 2020

TICKETS

2020: 195,445

2019: 198,236

Difference: -1.4%

TRANSMISSIONS

2020: 1,113,119

2019: 1,084,353

Difference: 2.7%



Year-to-date

TICKETS

2020: 1,256,667

2019: 1,342,235

Difference: -6.4%

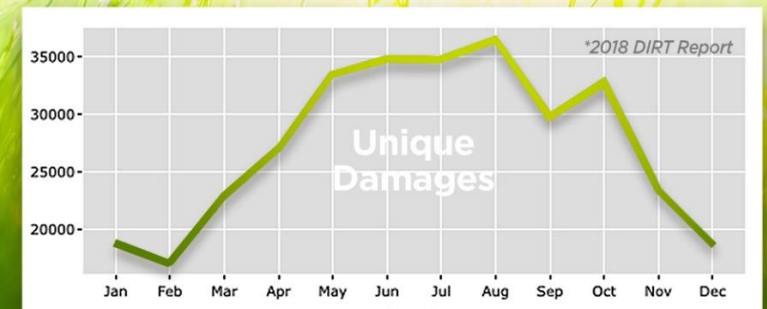
TRANSMISSIONS

2020: 7,193,938

2019: 7,280,761

Difference: -1.2%

More damages occur in August than any other month.*



Always #call811 before digging.



County Ticket Volume

YTD stats compared with previous year

Hoke	3 HR	CNCL	NEW	RXMT	UPDT	Total Tickets
2019	5	4	453	6	62	530
2020	16	6	432	21	62	537
	220.0%	50.0%	-4.6%	250.0%	0.0%	1.3%

County Ticket Volume

YTD stats compared with previous year

Scotland	3 HR	CNCL	NEW	RXMT	UPDT	Total Tickets
2019	2	4	243	12	68	329
2020	4	2	225	4	54	289
+/- Var	100.0%	-50.0%	-7.4%	-66.7%	-20.6%	-12.2%

County Ticket Volume

2020 stats compared with 2019

Hoke	3 HR	CNCL	NEW	RXMT	UPDT	Total Tickets
2019	64	46	2860	69	335	3374
2020	45	35	3150	89	770	4089
	-29.7%	-23.9%	10.1%	29.0%	129.9%	21.2%

County Ticket Volume

2020 stats compared with 2019

Scotland	3 HR	CNCL	NEW	RXMT	UPDT	Total Tickets
2019	37	56	1852	73	549	2567
2020	14	23	1474	54	250	1815
	-62.2%	-58.9%	-20.4%	-26.0%	-54.5%	-29.3%

County Ticket Distribution

HOKE	537
ANTIOCH	4
ASHLEY HEIGHTS	7
BUFFALO SPRINGS	1
DUNDARRACH	1
FIVE POINTS	11
MCCAIN	1
RAEFORD	473
RED SPRINGS	13
ROCKFISH	21
SAUNDERS	3
SILVER CITY	2

County Ticket Distribution

SCOTLAND	289
EAST LAURINBURG	6
GIBSON	12
LAUREL HILL	23
LAURINBURG	196
MAXTON	6
OLD HUNDRED	1
SPRING HILL	4
WAGRAM	41

2019 Incidents

By Events

County	Events	% Grand Total
Mecklenburg	3404	21.79%
Wake	2414	15.45%
Guilford	1134	7.26%
Durham	810	5.19%
Forsyth	630	4.03%
Union	475	3.04%
Buncombe	473	3.03%
Cumberland	467	2.99%
Cabarrus	328	2.10%
New Hanover	324	2.07%
Gaston	321	2.05%
Iredell	321	2.05%
Johnston	281	1.80%
Orange	272	1.74%
Pitt	231	1.48%
Brunswick	224	1.43%
Alamance	217	1.39%
Rowan	199	1.27%
Catawba	198	1.27%
Davidson	189	1.21%
Henderson	167	1.07%
Moore	122	0.78%
Rockingham	119	0.76%
Harnett	118	0.76%
Randolph	101	0.65%
Nash	100	0.64%
Craven	97	0.62%
Chatham	90	0.58%
Lincoln	90	0.58%
Wayne	85	0.54%
Cleveland	84	0.54%
Dare	79	0.51%
Franklin	69	0.44%

Burke	66	0.42%
Lee	66	0.42%
Onslow	64	0.41%
Caldwell	59	0.38%
Rutherford	59	0.38%
Carteret	57	0.36%
Stanly	56	0.36%
Robeson	53	0.34%
Wilson	53	0.34%
Edgecombe	51	0.33%
Davie	45	0.29%
Pender	44	0.28%
McDowell	38	0.24%
Surry	37	0.24%
Currituck	35	0.22%
Richmond	35	0.22%
Granville	31	0.20%
Stokes	31	0.20%
Lenoir	30	0.19%
Alexander	26	0.17%
Anson	25	0.16%
Haywood	24	0.15%
Polk	24	0.15%
Beaufort	22	0.14%
Person	21	0.13%
Columbus	19	0.12%
Vance	19	0.12%
Pasquotank	17	0.11%
Wilkes	17	0.11%
Montgomery	16	0.10%
Sampson	16	0.10%
Jackson	15	0.10%
Pamlico	14	0.09%

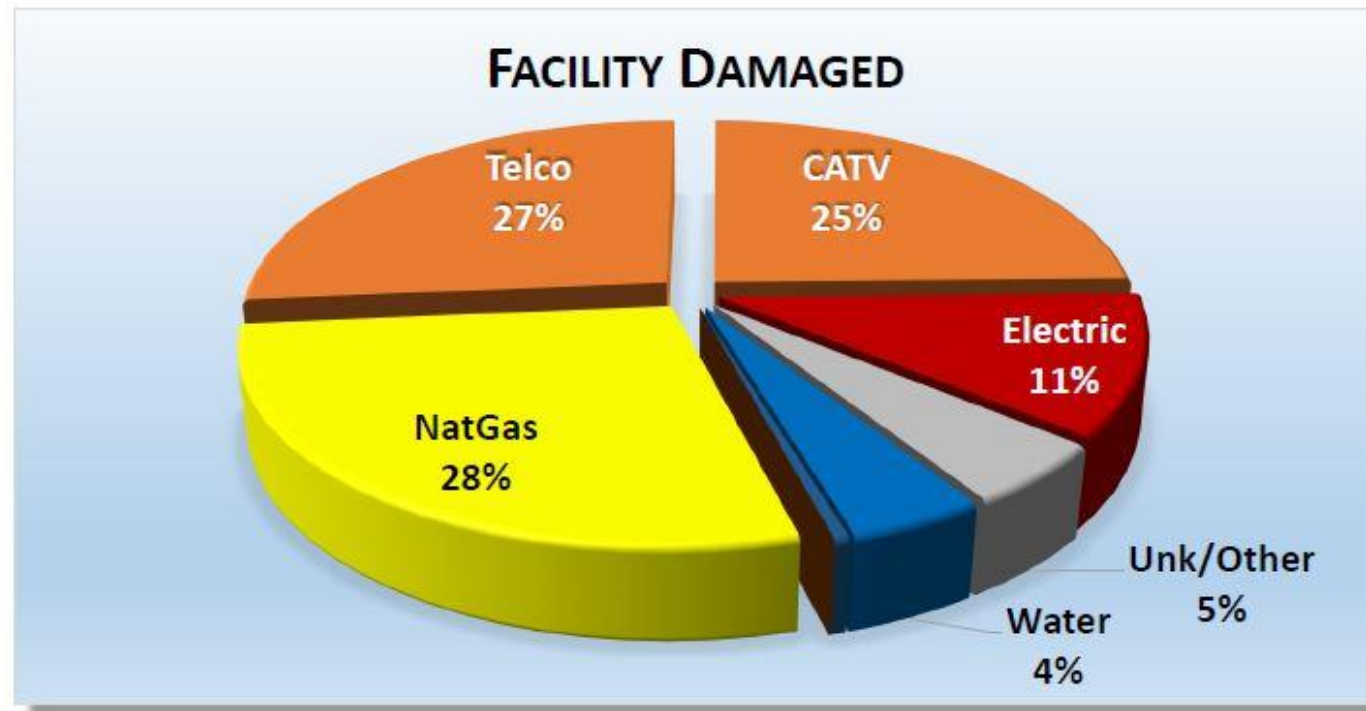


Halifax	13	0.08%
Transylvania	13	0.08%
Yadkin	12	0.08%
Scotland	11	0.07%
Watauga	11	0.07%
Caswell	10	0.06%
Duplin	10	0.06%
Hertford	10	0.06%
Hoke	10	0.06%
Greene	9	0.06%
Macon	9	0.06%
Northampton	9	0.06%
Avery	8	0.05%
Bladen	6	0.04%
Martin	6	0.04%
Ashe	5	0.03%
Perquimans	5	0.03%
Bertie	4	0.03%
Cherokee	4	0.03%
Gates	4	0.03%
Jones	4	0.03%
Mitchell	4	0.03%
Warren	4	0.03%
Yancey	4	0.03%
Chowan	3	0.02%
Swain	3	0.02%
Washington	3	0.02%
Alleghany	2	0.01%
Madison	2	0.01%
Tyrrell	2	0.01%
Camden	1	0.01%
Clay	1	0.01%
Graham	1	0.01%
Grand Total	15621	100%

NC811, Year 2019: 15,621 Damage Events in 99 Counties

2019 Incidents

Facility Damaged	Events	% of Grand Total
NatGas	4332	27.73%
Telco	4162	26.64%
CATV	3825	24.49%
Electric	1763	11.29%
Unk/Other	777	4.97%
Water	687	4.40%
Sewer	74	0.47%
Liquid Pipeline	1	0.01%
Grand Total	15621	100%




NC811, Year 2019: 15,621 Damage Events in 99 Counties

Probe Rod



- Fiberglass shaft (insulator)
- Blunt point



- Steel shaft (conductor)
- Sharp point

CLOSED
Monday, September 7th

LABOR DAY

**If you plan on digging
we suggest you have your locate
request submitted no later than**

Tuesday, Sept. 1st

Remember weekends and holidays are not included in the 3 working day notice

NC811 Tailgate Wrap Grant Campaign 2020



Municipalities
Rural Water Corporations
Water and Sewer Authorities
Telephone and Cable Co-Op's

2020 / 2021 State UCC Officers



CHAIR
Jason Stover
Dominion Energy



CO-CHAIR
Ronya Nabors
Piedmont Natural
Gas



SECRETARY
Chase Gibson
Kings Mountain
Energy Services



TREASURER
Sandra Johnson
Dominion Energy

For information on nc811 and ncucc events, visit the calendar section of nc811.org or the nc811 app

NC811 Calendar of Events

Today | May 2020 | Print | Week | Month | Agenda

Sun	Mon	Tue	Wed	Thu	Fri	Sat	
26	27	28	29	30	May 1	2	
National Safe Digging Month						8am CANCELED- C	1pm CANCELED-De
	1:30pm CANCELED-	8:30am CANCELED-	10am CANCELED-D	1pm Conf call w/ Jc	12pm CANCELED- Y		
				6pm CANCELED-Th			
3	4	5	6	7	8	9	
		Canceled - NCLM CityVision 2020 Conference - 10 Conve		11am Seeland Meet	Postponed - Gree		
		7:30am Canceled -		8:10am NCRWA - Vi		2:30pm Bowman Gr	
10	11	12	13	14	15	16	
		Canceled-Statewide Safety Conference - Joseph S. Koury		1pm Facebook Proj	3pm Safety Sam- C		
		8am CANCELED- D	CANCELED- NCAM	CANCELED-NCAM			
		10am Canceled-NU	8am 811 Car on Di	8:10am Canceled -			
		+2 more					
17	18	19	20	21	22	23	
	5pm Cleveland Cou	9am UCIS-Teleconf		7:45am Atrium Hea			

9:27 | Calendars

Stay up-to-date with these calendars

- NC811 Events Calendar
- NCUCC Calendar
- RTE Calendar

NC811 EDUCATION TEAM



Ann Rushing
Education Manager
Office Phone: 336-855-5760
Cell Phone: 336-944-5518
email: annrushing@nc811.org



Brian Morehouse
Education Liaison - Western Region
Office Phone: 336-855-5760
Cell Phone: 336-482-6890
email: bmorehouse@nc811.org



Howard Corey
Education Liaison - Eastern Region
Office Phone: 336-855-5760
Cell Phone: 336-317-5999
email: howard@nc811.org



Parrish Reddick
Education Liaison - Piedmont Region
Office Phone: 336-855-5760
Cell Phone: 336-707-4528
email: parrish@nc811.org



Tami Stout
Education Liaison - SW Region
Office Phone: 336-855-5760
Cell Phone: 336-601-8644
email: tami@nc811.org



Steven Moore
Media Relations Specialist
Office Phone: 336-855-5760
Cell Phone: 336-382-4109
email: smoore@nc811.org



Thank you for your time and attention.
You can get a PDF copy of this presentation on
www.ncucc.org

Use the UCC Issues form to voice your concerns to both local and state level UCC meetings in North Carolina. Available on both the NCUCC website and the NC811 app.

