

# Virtual UCC Meetings with Zoom

- The meeting room will be locked upon the start of the meeting for security.
- Every meeting will be recorded and the video will be posted on the [ncucc.org](http://ncucc.org) website
- In the chat section please type your name, company name, email and phone number
- Participant feature – raise hand. The meeting facilitator will acknowledge you.
- For those dialing in, \*6 will mute and unmute you. When you are not speaking, please put your phone on mute.

zoom meetings



# Randolph UCC



# August 11<sup>th</sup> is National 811 Day



- Visit [nc811.org/811day.html](http://nc811.org/811day.html)
- Social Media toolkit
- Locate Safety Sam Contest
- Press Release
- August 11<sup>th</sup> talking points

# Single Address Ticket 2.0

- Full pass-thru locate request
- No training needed
- More comprehensive user interface
- Responsive format for PC, Tablet and Phone

**COMING AUG. 5th**



# From our Executive Director



Louis Panzer

- July volume slightly under compared to 2019
- Office opened July 15
- Looking forward to August 11
- New policy regarding ticket lookup
- Stay cool and stay safe!



# NC811 Data

Locate requests,  
transmissions, county  
ticket volume and  
distribution

# Locate Requests / Transmissions



## JULY 2019 vs 2020

### TICKETS

2020: 195,445

2019: 198,236

Difference: -1.5%

### TRANSMISSIONS

2020: 1,074,947

2019: 1,084,353

Difference: -0.8%



## Year-to-date

### TICKETS

2020: 1,256,667

2019: 1,167,765

Difference: 7.6%

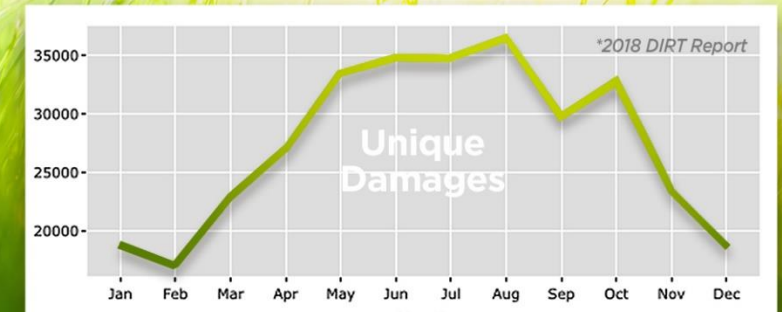
### TRANSMISSIONS

2020: 7,155,766

2019: 7,280,761

Difference: -1.7

**More damages occur  
in August than any  
other month.\***



Always #call811 before digging.



# County Ticket Volume

2020 stats compared with 2019

	<b>3 HR</b>	<b>CNCL</b>	<b>NEW</b>	<b>RXMT</b>	<b>UPDT</b>	<b>TOTAL</b>
2019	40	13	1200	63	276	1592
2020	24	13	1138	27	691	1893
+/- Var	<b>-40.0%</b>	0.0%	<b>-5.2%</b>	<b>-57.1%</b>	<b>150.4%</b>	18.9%
				Locates per day		<b>90</b>



# County Ticket Volume

YTD stats compared with previous year

	<b>3 HR</b>	<b>CNCL</b>	<b>NEW</b>	<b>RXMT</b>	<b>UPDT</b>	<b>TOTAL</b>
2019	297	103	7617	297	2489	10803
2020	157	104	7174	199	4419	12053
+/- Var	<b>-47.1%</b>	1.0%	<b>-5.8%</b>	-33.0%	<b>77.5%</b>	11.6%
				Locates per day		<b>81</b>

# County Ticket Distribution

County/Place	07 Jul
<b>RANDOLPH</b>	<b>1893</b>
<b>ARCHDALE</b>	<b>106</b>
<b>ASHEBORO</b>	<b>974</b>
CEDAR GROVE	51
COLERIDGE	9
FARMER	10
FLINT HILL	1
FRANKLINVILLE	44
GRANTVILLE	2
GRAYS CHAPEL	7
HIGH POINT	10
JACKSON CREEK	8
LEVEL CROSS	12
<b>LIBERTY</b>	<b>106</b>
LINBERRY	2

NEW HOPE	3
NEW MARKET	12
PISGAH	8
PLEASANT RIDGE	1
RAMSEUR	54
RANDLEMAN	95
RAVENWOOD	2
REDCROSS	3
SEAGROVE	43
SOPHIA	40
STALEY	31
THOMASVILLE	38
<b>TRINITY</b>	<b>214</b>
ULAH	5
WHYNOT	2

# 2019 Incidents

## By Events

County	Events	% Grand Total
Mecklenburg	3404	21.79%
Wake	2414	15.45%
Guilford	1134	7.26%
Durham	810	5.19%
Forsyth	630	4.03%
Union	475	3.04%
Buncombe	473	3.03%
Cumberland	467	2.99%
Cabarrus	328	2.10%
New Hanover	324	2.07%
Gaston	321	2.05%
Iredell	321	2.05%
Johnston	281	1.80%
Orange	272	1.74%
Pitt	231	1.48%
Brunswick	224	1.43%
Alamance	217	1.39%
Rowan	199	1.27%
Catawba	198	1.27%
Davidson	189	1.21%
Henderson	167	1.07%
Moore	122	0.78%
Rockingham	119	0.76%
Harnett	118	0.76%
Randolph	101	0.65%
Nash	100	0.64%
Craven	97	0.62%
Chatham	90	0.58%
Lincoln	90	0.58%
Wayne	85	0.54%
Cleveland	84	0.54%
Dare	79	0.51%
Franklin	69	0.44%

Burke	66	0.42%
Lee	66	0.42%
Onslow	64	0.41%
Caldwell	59	0.38%
Rutherford	59	0.38%
Carteret	57	0.36%
Stanly	56	0.36%
Robeson	53	0.34%
Wilson	53	0.34%
Edgecombe	51	0.33%
Davie	45	0.29%
Pender	44	0.28%
McDowell	38	0.24%
Surry	37	0.24%
Currituck	35	0.22%
Richmond	35	0.22%
Granville	31	0.20%
Stokes	31	0.20%
Lenoir	30	0.19%
Alexander	26	0.17%
Anson	25	0.16%
Haywood	24	0.15%
Polk	24	0.15%
Beaufort	22	0.14%
Person	21	0.13%
Columbus	19	0.12%
Vance	19	0.12%
Pasquotank	17	0.11%
Wilkes	17	0.11%
Montgomery	16	0.10%
Sampson	16	0.10%
Jackson	15	0.10%
Pamlico	14	0.09%

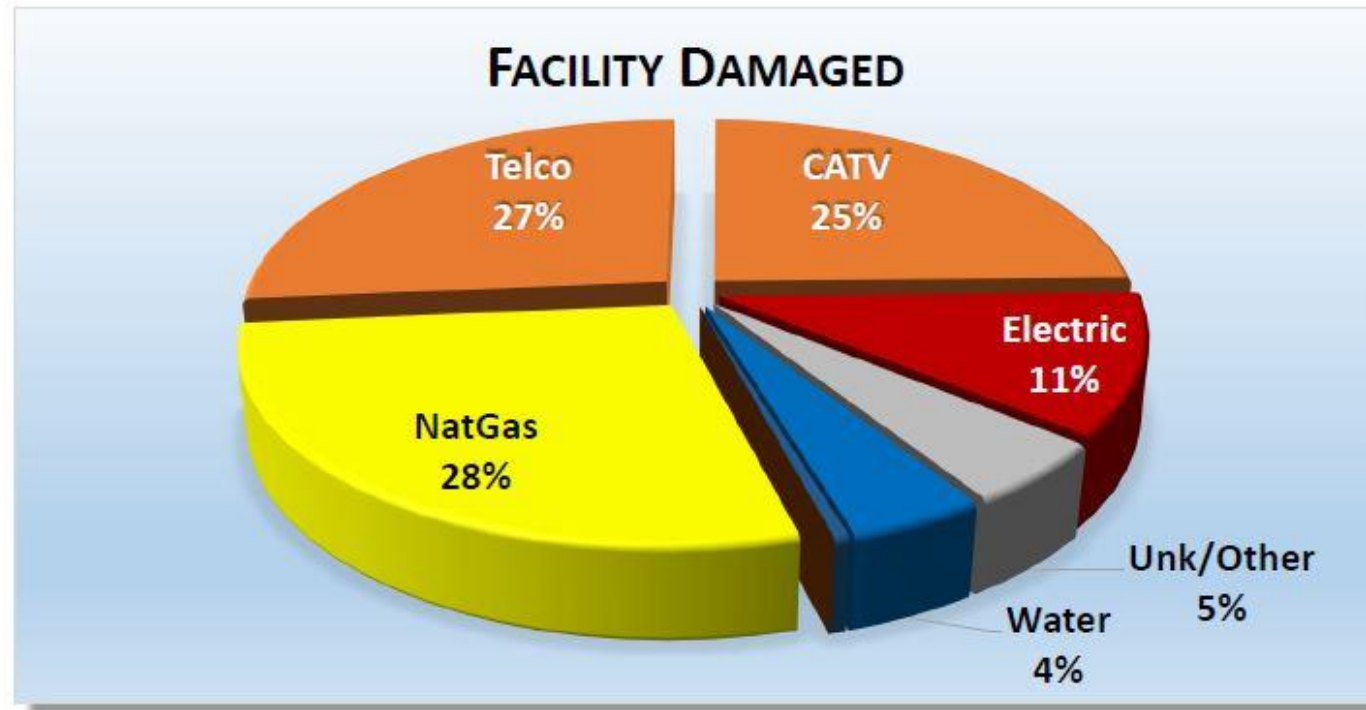


Halifax	13	0.08%
Transylvania	13	0.08%
Yadkin	12	0.08%
Scotland	11	0.07%
Watauga	11	0.07%
Caswell	10	0.06%
Duplin	10	0.06%
Hertford	10	0.06%
Hoke	10	0.06%
Greene	9	0.06%
Macon	9	0.06%
Northampton	9	0.06%
Avery	8	0.05%
Bladen	6	0.04%
Martin	6	0.04%
Ashe	5	0.03%
Perquimans	5	0.03%
Bertie	4	0.03%
Cherokee	4	0.03%
Gates	4	0.03%
Jones	4	0.03%
Mitchell	4	0.03%
Warren	4	0.03%
Yancey	4	0.03%
Chowan	3	0.02%
Swain	3	0.02%
Washington	3	0.02%
Alleghany	2	0.01%
Madison	2	0.01%
Tyrrell	2	0.01%
Camden	1	0.01%
Clay	1	0.01%
Graham	1	0.01%
Grand Total	15621	100%

**NC811, Year 2019: 15,621 Damage Events in 99 Counties**

# 2019 Incidents

Facility Damaged	Events	% of Grand Total
NatGas	4332	27.73%
Telco	4162	26.64%
CATV	3825	24.49%
Electric	1763	11.29%
Unk/Other	777	4.97%
Water	687	4.40%
Sewer	74	0.47%
Liquid Pipeline	1	0.01%
<b>Grand Total</b>	<b>15621</b>	<b>100%</b>



**NC811, Year 2019: 15,621 Damage Events in 99 Counties**

# 2019 Incidents

Which Facility Was Damaged When What Work Was Performed?

	Facility Damaged								GT%	
	NatGas	Telco	CATV	Electric	Unk/ Other	Water	Sewer	Liquid Pipeline		Grand Total
Unk/Other*	2798	306	476	188	89	51	9		3917	25.08%
Telco	480	624	593	303	61	387	21		2469	15.81%
Water	181	710	606	254	131	11	2		1895	12.13%
Electric	199	658	514	153	75	69	13		1681	10.76%
NatGas	97	564	425	261	51	54	5		1457	9.33%
Sewer	132	328	352	219	87	10	6		1134	7.25%
CATV	49	198	153	93	7	62	3	1	566	3.62%
Landscaping	82	94	200	50	66	3	1		496	3.18%
Fencing	30	94	131	51	61	5	1		373	2.39%
Drainage	10	105	88	41	28	2	2		276	1.77%
Strm Drn/Culv	23	92	28	47	31	4	5		230	1.47%
Grading	32	87	31	32	26	4			212	1.36%
Road Work	49	81	27	23	17	8			205	1.31%
Irrigation	24	50	92	21	8				195	1.25%
Site Devel	63	11	7	4	4				89	0.57%
Pole	6	55	5	3	6	4	1		80	0.51%
Driveway	14	35	13	3	9	3			77	0.49%
Street Light	1	8	57		1	2			69	0.44%
Curb/Sidewalk	13	14	14	7	7	3	2		60	0.38%
Traffic Signal	4	23	6	4	6	3	1		47	0.30%
Construction	25	8	2	4	1				40	0.26%
Milling	7	6	1		1		1		16	0.10%
Demolition	8	1	1		1	1			12	0.08%
Traffic Sign	3	4		1	2	1			11	0.07%
Railroad	1	3							4	0.03%
Waterway Imp		1	2						3	0.02%
Steam	1	1							2	0.01%
Eng/Surveying		1			1				2	0.01%
Agriculture			1	1					2	0.01%
Liquid Pipeline							1		1	0.01%
<b>Grand Total</b>	<b>4332</b>	<b>4162</b>	<b>3825</b>	<b>1763</b>	<b>777</b>	<b>687</b>	<b>74</b>	<b>1</b>	<b>15621</b>	<b>100%</b>
	27.73%	26.64%	24.49%	11.29%	4.97%	4.40%	0.47%	0.01%		


\*Unknown/Other = Work types known, but not categorized

**NC811, Year 2019: 15,621 Damage Events in 99 Counties**

# Probe Rod



- Fiberglass shaft (insulator)
- Blunt point



- Steel shaft (conductor)
- Sharp point

**CLOSED**  
**Monday, September 7th**

**LABOR DAY**

**If you plan on digging  
we suggest you have your locate  
request submitted no later than**

**Tuesday, Sept. 1st**

Remember weekends and holidays are not included in the 3 working day notice

# NC811 Tailgate Wrap Grant Campaign 2020



**Municipalities**  
**Rural Water Corporations**  
**Water and Sewer Authorities**  
**Telephone and Cable Co-Op's**



# 2020 / 2021 State UCC Officers



**CHAIR**  
Jason Stover  
Dominion Energy



**CO-CHAIR**  
Ronya Nabors  
Integrity Risk  
Support Specialist



**SECRETARY**  
Chase Gibson  
Kings Mountain  
Energy Services



**TREASURER**  
Sandra Johnson  
Dominion Energy

For information on nc811 and ncucc events, visit the calendar section of nc811.org or the nc811 app

**NC811 Calendar of Events**

Today | May 2020 | Print | Week | Month | Agenda

Sun	Mon	Tue	Wed	Thu	Fri	Sat	
26	27	28	29	30	May 1	2	
National Safe Digging Month						8am CANCELED- C	1pm CANCELED-De
	1:30pm CANCELED-	8:30am CANCELED-	10am CANCELED-D	1pm Conf call w/ Jc	12pm CANCELED- Y		
				6pm CANCELED-Th			
3	4	5	6	7	8	9	
		Canceled - NCLM CityVision 2020 Conference - 10 Conve		11am Seeland Meet	Postponed - Gree		
		7:30am Canceled -		8:10am NCRWA - Vi		2:30pm Bowman Gr	
10	11	12	13	14	15	16	
		Canceled-Statewide Safety Conference - Joseph S. Koury		1pm Facebook Proj	3pm Safety Sam- C		
		8am CANCELED- D	CANCELED- NCAM	CANCELED-NCAM			
		10am Canceled-NU	8am 811 Car on Di	8:10am Canceled -			
		<a href="#">+2 more</a>					
17	18	19	20	21	22	23	
	5pm Cleveland Cou	9am UCIS-Teleconf		7:45am Atrium Hea			

9:27 | Calendars

Stay up-to-date with these calendars

- NC811 Events Calendar
- NCUCC Calendar
- RTE Calendar

# NC811 EDUCATION TEAM



**Ann Rushing**  
Education Manager  
Office Phone: 336-855-5760  
Cell Phone: 336-944-5518  
email: [annrushing@nc811.org](mailto:annrushing@nc811.org)



**Brian Morehouse**  
Education Liaison - Western Region  
Office Phone: 336-855-5760  
Cell Phone: 336-482-6890  
email: [bmorehouse@nc811.org](mailto:bmorehouse@nc811.org)



**Howard Corey**  
Education Liaison - Eastern Region  
Office Phone: 336-855-5760  
Cell Phone: 336-317-5999  
email: [howard@nc811.org](mailto:howard@nc811.org)



**Parrish Reddick**  
Education Liaison - Piedmont Region  
Office Phone: 336-855-5760  
Cell Phone: 336-707-4528  
email: [parrish@nc811.org](mailto:parrish@nc811.org)



**Tami Stout**  
Education Liaison - SW Region  
Office Phone: 336-855-5760  
Cell Phone: 336-601-8644  
email: [tami@nc811.org](mailto:tami@nc811.org)



**Steven Moore**  
Media Relations Specialist  
Office Phone: 336-855-5760  
Cell Phone: 336-382-4109  
email: [smoore@nc811.org](mailto:smoore@nc811.org)



Thank you for your time and attention.  
You can get a PDF copy of this presentation on  
[www.ncucc.org](http://www.ncucc.org)

Use the UCC Issues form to voice your concerns to both local and state level UCC meetings in North Carolina. Available on both the NCUCC website and the NC811 app.

