



Virtual UCC Meetings with Zoom

- The meeting room will be locked upon the start of the meeting for security.
- Every meeting will be recorded and the video will be posted on the ncucc.org website
- In the chat section please type your name, company name, email and phone number
- Participant feature – raise hand. The meeting facilitator will acknowledge you.
- For those dialing in, *6 will mute and unmute you. When you are not speaking, please put your phone on mute.
- If you miss the Zoom meeting you can watch the meeting by using the video link provided on ncucc.org. Visit your county UCC page for a listing of past meeting videos.

Henderson-Polk-Transylvania UCC




A message from the NC811 Executive Director



- SAT 2.0 – Immediate processing of single address ticket
- August 11th was a success with interviews/geo-fencing of Home Depot/Find Safety Sam Contest & Racing
- Grants for Tailgate Wraps
- Project planning to reduce update tickets

811Day



NC811 Tailgate Wrap Grant Campaign 2020



Municipalities
Rural Water Corporations
Water and Sewer Authorities
Telephone and Cable Co-Op's



Watch the full video on you tube at:
<https://www.youtube.com/watch?v=rARovcNpiRI>



NC811 Data

Locate requests,
transmissions, county
ticket volume and
distribution

Locate Requests / Transmissions



AUG. 2019 vs 2020

TICKETS

2020: 189,362

2019: 195,594

Difference: -3.2%

TRANSMISSIONS

2020: 1,069,125

2019: 1,072,084

Difference: -.3%



Year-to-date

TICKETS

2020: 1,446,029

2019: 1,537,829

Difference: -6.0%

TRANSMISSIONS

2020: 8,263,063

2019: 8,352,845

Difference: -1.1%

As leaves fall,
damages
rise

October is the month with
the second-highest rate of
damages behind August.

2018 DIRT Report • commongroundalliance.com/DIRT

County Ticket Volume

YTD stats compared with previous year

Henderson	3 HR	CNCL	NEW	RXMT	UPDT	Total Tickets
2019	481	81	10748	376	5229	16915
2020	457	91	10983	348	4982	16861
+/- Var	-5.0%	12.3%	2.2%	-7.4%	-4.7%	-0.3%
				Avg Locates per Day		99

County Ticket Volume

YTD stats compared with previous year

Polk							
	3 HR	CNCL	NEW	RXMT	UPDT	Total Tickets	
	2019	175	19	2183	103	1991	4471
	2020	80	18	1820	140	296	2354
	+/- Var	-54.3%	-5.3%	-16.6%	35.9%	-85.1%	-47.3%
				Avg Locates per Day		14	

County Ticket Volume

YTD stats compared with previous year

Transylvania	3 HR	CNCL	NEW	RXMT	UPDT	Total Tickets
2019	17	35	2786	120	591	3549
2020	63	31	2803	146	599	3642
+/- Var	270.6%	-11.4%	0.6%	21.7%	1.4%	2.6%
				Avg Locates per Day		21

County Ticket Volume

2020 stats compared with 2019

Henderson	3 HR	CNCL	NEW	RXMT	UPDT	Total Tickets
2019	35	7	1240	47	638	1967
2020	45	16	1543	39	658	2301
+/- Var	28.6%	128.6%	24.4%	-17.0%	3.1%	17.0%
				Avg Locates per Day		110

County Ticket Volume

2020 stats compared with 2019

Polk						
	3 HR	CNCL	NEW	RXMT	UPDT	Total Tickets
	2019	15	2	287	13	294
	2020	15	3	245	19	27
	+/- Var	0.0%	50.0%	-14.6%	46.2%	-90.8%
				Avg Locates per Day		15

County Ticket Volume

2020 stats compared with 2019

Transylvania	3 HR	CNCL	NEW	RXMT	UPDT	Total Tickets
2019	3	4	315	10	82	414
2020	6	6	319	22	37	390
+/- Var	100.0%	50.0%	1.3%	120.0%	-54.9%	-5.8%
				Avg Locates per Day		19

County Ticket Distribution

HENDERSON	2301
BALFOUR	4
BAT CAVE	4
BLUE RIDGE	8
DANA	3
DRUID HILLS	1
EAST FLAT ROCK	36
EDNEYVILLE	13
ETOWAH	88
FLAT ROCK	163
FLETCHER	301
FRUITLAND	2
GERTON	3

GRIMESDALE	1
HENDERSONVILLE	1367
HOOPERS CREEK	1
HORSE SHOE	19
LAUREL PARK	16
MILLS RIVER	199
MOUNTAIN HOME	6
NAPLES	1
SALUDA	17
STONEY MOUNTAIN ESTA	1
TUXEDO	1
VALLEY HILL	1
ZIRCONIA	45

County Ticket Distribution

POLK	309
COLUMBUS	109
GREEN CREEK	6
MILL SPRING	34
PEA RIDGE	2
POPLAR GROVE	1
SALUDA	56
SUNNY VIEW	1
TRYON	100

County Ticket Distribution

TRANSYLVANIA	390
BALSAM GROVE	5
BREVARD	178
CEDAR MOUNTAIN	31
CONNESTEE	2
DUNNS ROCK	3
EAST FORK	7
LAKE TOXAWAY	35
LITTLE RIVER	4
MIDDLE FORK	4
PENROSE	12
PISGAH FOREST	64
ROSMAN	36
SAPPHIRE	9



Follow Team NC811 on
Facebook @TeamNC811



ELECTION DAY IS COMING

Tuesday, November 3, 2020

The deadline to register online to vote is Friday, October 9, 2020



NORTH CAROLINA
STATE BOARD OF ELECTIONS

www.ncsbe.gov



For information on nc811 and ncucc events, visit the calendar section of nc811.org or the nc811 app

← → ↺ nc811.org 🔍 📅 28 ⋮

NC811 Calendar of Events




Today ◀ ▶ May 2020 🖨️ Week Month Agenda ▾

Sun	Mon	Tue	Wed	Thu	Fri	Sat
26	27	28	29	30	May 1	2
National Safe Digging Month						8am CANCELED- C 1pm CANCELED-Da
	1:30pm CANCELED-	8:30am CANCELED-	10am CANCELED-D	1pm Conf call w/ Jc 6pm CANCELED-Th	12pm CANCELED- Y	
3	4	5	6	7	8	9
		Canceled - NCLM CityVision 2020 Conference - 10 Conve			11am Seeland Meet	Postponed - Gree
		7:30am Canceled -		8:10am NCRWA - Vi		2:30pm Bowman Gr
10	11	12	13	14	15	16
		Canceled-Statewide Safety Conference - Joseph S. Koury			1pm Facebook Proj	3pm Safety Sam- C
		8am CANCELED- D	CANCELED- NCAM	CANCELED-NCAM		
		10am Canceled-NU	8am 811 Car on Di	8:10am Canceled -		
		+2 more				
17	18	19	20	21	22	23
	5pm Cleveland Cou	9am UCLIS-Teleconf		7:45am Atrium Hea		

9:27 ⬅️ 📶 🔋

Calendars

Stay up-to-date with these calendars

-  NC811 Events Calendar
-  NCUCC Calendar
-  RTE Calendar

NC811 EDUCATION TEAM



Ann Rushing

Education Manager

Office Phone: 336-855-5760

Cell Phone: 336-944-5518

email: annrushing@nc811.org



Brian Morehouse

Education Liaison - Western Region

Office Phone: 336-855-5760

Cell Phone: 336-482-6890

email: bmorehouse@nc811.org



Howard Corey

Education Liaison - Eastern Region

Office Phone: 336-855-5760

Cell Phone: 336-317-5999

email: howard@nc811.org



Parrish Reddick

Education Liaison - Piedmont Region

Office Phone: 336-855-5760

Cell Phone: 336-707-4528

email: parrish@nc811.org



Tami Stout

Education Liaison - SW Region

Office Phone: 336-855-5760

Cell Phone: 336-601-8644

email: tami@nc811.org



Steven Moore

Media Relations Specialist

Office Phone: 336-855-5760

Cell Phone: 336-382-4109

email: smoore@nc811.org



Thank you for your time and attention.

You can get a PDF copy of this presentation on

www.ncucc.org



Use the UCC Issues form to voice your concerns to both local and state level UCC meetings in North Carolina. Available on both the NCUCC website and the NC811 app.

If you would like to watch this Zoom meeting at a later date or share it with others, please visit ncucc.org. Go to County UCC's. The video will be listed under the month and year the meeting took place.