



Virtual UCC Meetings with Zoom

- The meeting room will be locked upon the start of the meeting for security.
- Every meeting will be recorded and the video will be posted on the ncucc.org website
- In the chat section please type your name, company name, email and phone number
- Participant feature – raise hand. The meeting facilitator will acknowledge you.
- For those dialing in, *6 will mute and unmute you. When you are not speaking, please put your phone on mute.
- If you miss the Zoom meeting you can watch the meeting by using the video link provided on ncucc.org. Visit your county UCC page for a listing of past meeting videos.


Lower Cape Fear UCC (New Hanover, Brunswick, & Pender)

A message from the NC811 Executive Director



- SAT 2.0 – Immediate processing of single address ticket
- August 11th was a success with interviews/geo-fencing of Home Depot/Find Safety Sam Contest & Racing
- Grants for Tailgate Wraps
- Project planning to reduce update tickets

811Day



NC811 Tailgate Wrap Grant Campaign 2020



Municipalities
Rural Water Corporations
Water and Sewer Authorities
Telephone and Cable Co-Op's



Watch the full video on you tube at:
<https://www.youtube.com/watch?v=rARovcNpiRI>



NC811 Data

Locate requests,
transmissions, county
ticket volume and
distribution

Locate Requests / Transmissions



AUG. 2019 vs 2020

TICKETS

2020: 189,362

2019: 195,594

Difference: -3.2%

TRANSMISSIONS

2020: 1,069,125

2019: 1,072,084

Difference: -.3%



Year-to-date

TICKETS

2020: 1,446,029

2019: 1,537,829

Difference: -6.0%

TRANSMISSIONS

2020: 8,263,063

2019: 8,352,845

Difference: -1.1%

As leaves fall,
damages
rise

October is the month with
the second-highest rate of
damages behind August.

2018 DIRT Report • commongroundalliance.com/DIRT

County Ticket Volume

2020 stats compared with 2019

New Hanover	3 HR	CNCL	NEW	RXMT	UPDT	Total Tickets
2019	200	27	3024	103	1128	4482
2020	151	34	2778	126	1092	4181
+/- Var	-24.5%	25.9%	-8.1%	22.3%	-3.2%	-6.7%
			Avg Locates per Day			199

County Ticket Volume

2020 stats compared with 2019

Brunswick	3 HR	CNCL	NEW	RXMT	UPDT	Total Tickets
2019	58	42	2819	67	543	3529
2020	92	33	2857	72	461	3515
+/- Var	58.6%	-21.4%	1.3%	7.5%	-15.1%	-0.4%
			Avg Locates per Day			167

County Ticket Volume

2020 stats compared with 2019

Pender	3 HR	CNCL	NEW	RXMT	UPDT	Total Tickets
2019	40	8	862	25	222	1157
2020	25	11	815	44	192	1087
+/- Var	-37.5%	37.5%	-5.5%	76.0%	-13.5%	-6.1%
			Avg Locates per Day			52

County Ticket Volume

YTD stats compared with previous year

New Hanover	3 HR	CNCL	NEW	RXMT	UPDT	Total Tickets
2019	1514	484	25797	848	12111	40754
2020	953	280	22154	777	8704	32868
+/- Var	-37.1%	-42.1%	-14.1%	-8.4%	-28.1%	-19.4%
			Avg Locates per Day			193

County Ticket Volume

YTD stats compared with previous year

Brunswick	3 HR	CNCL	NEW	RXMT	UPDT	Total Tickets
2019	528	328	24069	571	6163	31659
2020	498	238	22716	502	3524	27478
+/- Var	-5.7%	-27.4%	-5.6%	-12.1%	-42.8%	-13.2%
			Avg Locates per Day			162

County Ticket Volume

YTD stats compared with previous year

Pender	3 HR	CNCL	NEW	RXMT	UPDT	Total Tickets
2019	188	65	6847	194	1802	9096
2020	215	111	7324	328	1335	9313
+/- Var	14.4%	70.8%	7.0%	69.1%	-25.9%	2.4%
			Avg Locates per Day			55

County Ticket Distribution

County/Place	07 Jul
NEW HANOVER	4331
AIRLIE	1
BAYSHORE	14
CAROLINA BEACH	154
CASTLE HAYNE	180
HIGHTSVILLE	20
KINGS GRANT	107
KIRKLAND	25
KURE BEACH	77
MASONBORO	13
MURRAYSVILLE	55
MYRTLE GROVE	49
MYRTLE GROVE JUNCTIO	1

OGDEN	32
SEA BREEZE	9
SEAGATE	4
SILVER LAKE	60
WILMINGTON	3368
WRIGHTSBORO	46
WRIGHTSVILLE	40
WRIGHTSVILLE BEACH	76

County Ticket Distribution

County/Place	07 Jul
BRUNSWICK	3671
ASH	34
BALD HEAD ISLAND	61
BELVILLE	20
BOILING SPRING LAKES	122
BOLIVIA	173
CALABASH	127
CAROLINA SHORES	34
CASWELL BEACH	23
HOLDEN BEACH	90
LELAND	1023
LONGWOOD	13
MIDWAY	4
NAVASSA	55
NORTHWEST	50
OAK GROVE	1

OAK ISLAND	454
OCEAN ISLE BEACH	249
SAINT JAMES	117
SANDY CREEK	1
SHALLOTTE	283
SHELL POINT	1
SOUTHPORT	361
SUNSET BEACH	111
SUNSET HARBOR	2
SUPPLY	181
TOWN CREEK	12
VARNAMTOWN	5
WINNABOW	64

County Ticket Distribution

County/Place	07 Jul
PENDER	1209
ATKINSON	7
BURGAW	100
CLARKS LANDING	1
CURRIE	24
HAMPSTEAD	587
KINGS LANDING	1
MAPLE HILL	12
MONTAGUE	1
ROCKY POINT	133
SCOTTS HILL	33
SURF CITY	167
TOPSAIL	85
TOPSAIL BEACH	25
WALLACE	1
WATHA	7
WILLARD	25



Follow Team NC811 on
Facebook @TeamNC811



ELECTION DAY IS COMING

Tuesday, November 3, 2020

The deadline to register online to vote is Friday, October 9, 2020



NORTH CAROLINA
STATE BOARD OF ELECTIONS

www.ncsbe.gov



For information on nc811 and ncucc events, visit the calendar section of nc811.org or the nc811 app

nc811.org

NC811 Calendar of Events

Today

May 2020

Print

Week

Month


Agenda


Sun	Mon	Tue	Wed	Thu	Fri	Sat
26	27	28	29	30	May 1	2
National Safe Digging Month						8am CANCELED- C
	1:30pm CANCELED-	8:30am CANCELED-	10am CANCELED-D	1pm Conf call w/ Jc	12pm CANCELED- Y	
				6pm CANCELED-Th		
3	4	5	6	7	8	9
		Canceled - NCLM CityVision 2020 Conference - 10 Conve			11am Seeland Meet	Postponed - Gree
		7:30am Canceled -		8:10am NCRWA - Vi		2:30pm Bowman Gr
10	11	12	13	14	15	16
		Canceled-Statewide Safety Conference - Joseph S. Koury			1pm Facebook Proj	3pm Safety Sam- C
		8am CANCELED- D	CANCELED- NCAM	CANCELED-NCAM		
		10am Canceled-NU	8am 811 Car on Di	8:10am Canceled -		
		+2 more				
17	18	19	20	21	22	23
	5pm Cleveland Cou	9am UCLIS-Teleconf		7:45am Atrium Ho		


9:27

Calendars

Stay up-to-date with these calendars

 NC811 Events Calendar

 NCUCC Calendar

 RTE Calendar

NC811 EDUCATION TEAM



Ann Rushing

Education Manager

Office Phone: 336-855-5760

Cell Phone: 336-944-5518

email: annrushing@nc811.org



Brian Morehouse

Education Liaison - Western Region

Office Phone: 336-855-5760

Cell Phone: 336-482-6890

email: bmorehouse@nc811.org



Howard Corey

Education Liaison - Eastern Region

Office Phone: 336-855-5760

Cell Phone: 336-317-5999

email: howard@nc811.org



Parrish Reddick

Education Liaison - Piedmont Region

Office Phone: 336-855-5760

Cell Phone: 336-707-4528

email: parrish@nc811.org



Tami Stout

Education Liaison - SW Region

Office Phone: 336-855-5760

Cell Phone: 336-601-8644

email: tami@nc811.org



Steven Moore

Media Relations Specialist

Office Phone: 336-855-5760

Cell Phone: 336-382-4109

email: smoore@nc811.org



Thank you for your time and attention.

You can get a PDF copy of this presentation on

www.ncucc.org



Use the UCC Issues form to voice your concerns to both local and state level UCC meetings in North Carolina. Available on both the NCUCC website and the NC811 app.

If you would like to watch this Zoom meeting at a later date or share it with others, please visit ncucc.org. Go to County UCC's. The video will be listed under the month and year the meeting took place.