

Virtual UCC Meetings

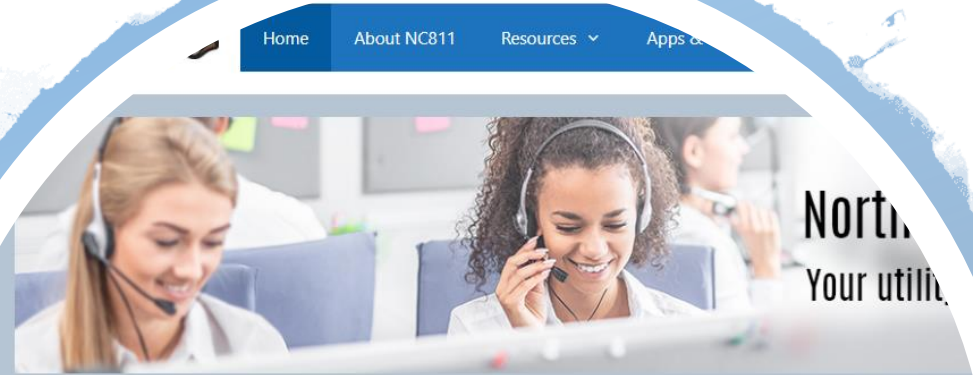
- The meeting room will be locked upon the start of the meeting for security.
- Every meeting will be recorded and the video will be posted on the ncucc.org website
- In the chat section please type your name, company name, email and phone number
- Participant feature – raise hand. The meeting facilitator will acknowledge you.
- For those dialing in, *6 will mute and unmute you. When you are not speaking, please put your phone on mute.

- If you miss the Zoom meeting you can watch the meeting by using the video link provided on ncucc.org. Visit your county UCC page for a listing of past meeting videos.

Cleveland-Gaston-Rutherford January 2021



The new nc811.org website.



Dial 811 or 1-800-632-4949
Open Monday thru Friday 7:00 am to 7:00 pm

[Learn how the Safe Digging Process Works in North Carolina](#)

Have utilities located for a single address, residence or business using S.A.T.



Check the status of your locate request with Positive Response.

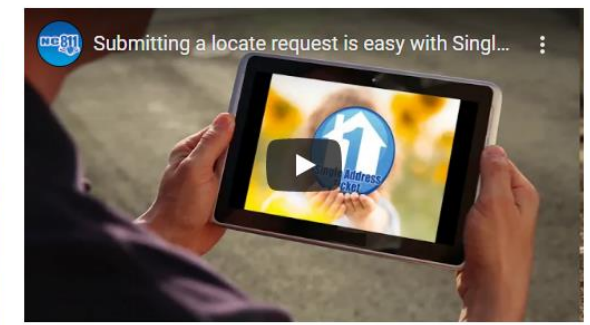


Single Address Ticket

[Put in your Single Address Ticket now](#)

SAT 2.0

The new and improved, self-sufficient **Single Address Ticket** application for the excavation community. The improved application will allow for **IMMEDIATE** processing and delivery of the excavation/demolition notice. No more waiting for NC811 to view and process the notice on your behalf. The confirmation locate request number will be presented to you directly on the screen! Email Confirmations will continue to be sent as well.



Single Address Ticket can be used by a homeowner, contractor, or anyone who needs to request utility lines to be marked at a single address. The form is designed for simple requests. No training needed.

Single Address Tickets are valid for 15 business days and will need to be updated on the 12th business day. The ticket only needs to be

A message from the NC811 Executive Director



- Welcome to 2021!
- NC 811 finished the year strong financially
- We continue to break 70% electronic ticket generation.
- We look forward to getting back to face to face when deemed safe.
- January Board meeting virtual

Reminder:
Update your
member data
with NC811

Member databases are the means by which communication of excavation take place. It is critical to stay ahead of any new facility installation by extending the footprint at NC 811.

This is the time to review what you have and confirm that the data is accurate including emergency contacts, database contacts and GIS.

Update Request will arrive in January.

Let's look
at the numbers





Locate Requests & Transmissions for all of North Carolina

Dec. 2020 vs 2019

Tickets

2020: 156,425

2019: 140,576

Difference: 11.27%

Transmissions

2020: 889,445

2019: 814,379

Difference: 9.2%

Year-to-date

Tickets

2020: 2,146,810

2019: 2,222,729

Difference: -3.4%

Transmissions

2020: 12,225,777

2019: 12,211,179

Difference: 0.1%



County Ticket Volume

YTD stats compared with previous year

| Cleveland | 3 HR | CNCL | NEW | RXMT | UPDT | Total Tickets |
|-----------|-------|--------|-------|------------------------|--------|---------------|
| 2019 | 630 | 145 | 11165 | 481 | 5158 | 17579 |
| 2020 | 830 | 102 | 10117 | 559 | 4470 | 16078 |
| +/- Var | 31.7% | -29.7% | -9.4% | 16.2% | -13.3% | -8.5% |
| | | | | Avg Locates per Day | | 63 |

| Gaston | 3 HR | CNCL | NEW | RXMT | UPDT | Total Tickets |
|---------------|-------------|-------------|------------|---------------------------|-------------|----------------------|
| 2019 | 1380 | 308 | 29860 | 747 | 10628 | 42923 |
| 2020 | 1831 | 359 | 30196 | 907 | 11334 | 44627 |
| +/- Var | 32.7% | 16.6% | 1.1% | 21.4% | 6.6% | 4.0% |
| | | | | Avg Locates per Day | | 176 |

| Rutherford | 3 HR | CNCL | NEW | RXMT | UPDT | Total Tickets |
|------------|--------|-------|------|---------------------|--------|---------------|
| 2019 | 337 | 71 | 6827 | 269 | 2328 | 9832 |
| 2020 | 188 | 101 | 7055 | 210 | 1937 | 9491 |
| +/- Var | -44.2% | 42.3% | 3.3% | -21.9% | -16.8% | -3.5% |
| | | | | Avg Locates per Day | | 37 |



County Ticket Volume

2020 Stats Compared with 2019

| Cleveland | 3 HR | CNCL | NEW | RXMT | UPDT | Total Tickets |
|-----------|--------|--------|-------|---------------------|--------|---------------|
| 2019 | 7 | 8 | 581 | 16 | 382 | 994 |
| 2020 | 19 | 6 | 685 | 20 | 228 | 958 |
| +/- Var | 171.4% | -25.0% | 17.9% | 25.0% | -40.3% | -3.6% |
| | | | | Avg Locates per Day | | 48 |

| Gaston | 3 HR | CNCL | NEW | RXMT | UPDT | Total Tickets |
|---------------|-------------|-------------|------------|------------------------|-------------|----------------------|
| 2019 | 26 | 15 | 1771 | 48 | 683 | 2543 |
| 2020 | 97 | 22 | 2269 | 40 | 1046 | 3474 |
| +/- Var | 273.1% | 46.7% | 28.1% | -16.7% | 53.1% | 36.6% |
| | | | | Avg Locates per Day | | 174 |

| Rutherford | 3 HR | CNCL | NEW | RXMT | UPDT | Total Tickets |
|------------|---------|--------|-------|------------------------|-------|---------------|
| 2019 | 2 | 5 | 438 | 15 | 151 | 611 |
| 2020 | 26 | 11 | 525 | 15 | 138 | 715 |
| +/- Var | 1200.0% | 120.0% | 19.9% | 0.0% | -8.6% | 17.0% |
| | | | | Avg Locates per Day | | 36 |



County Ticket Distribution


| | |
|-----------------------|------------|
| CLEVELAND | 958 |
| BAKER CROSSROADS | 1 |
| BELWOOD | 1 |
| BOILING SPRINGS | 18 |
| CASAR | 9 |
| DOUBLE SHOALS | 1 |
| FALLSTON | 7 |
| GROVER | 24 |
| KINGS MOUNTAIN | 254 |
| KINGSTOWN | 5 |
| KNOB CREEK | 1 |
| LATTIMORE | 7 |
| LAWNDALE | 36 |
| LIGHT OAK | 2 |
| MOORESBORO | 53 |
| OLIVE GROVE | 1 |
| PATTERSON SPRINGS | 2 |
| POLKVILLE | 9 |
| SHELBY | 513 |
| WACO | 12 |

| | |
|--------------------|-------------|
| GASTON | 3474 |
| ALEXIS | 7 |
| BELMONT | 783 |
| BESSEMER CITY | 131 |
| CATAWBA HEIGHTS | 2 |
| CHERRYVILLE | 104 |
| CRAMERTON | 185 |
| DALLAS | 248 |
| EAST GASTONIA | 1 |
| GASTONIA | 1197 |
| HIGH SHOALS | 9 |
| KINGS MOUNTAIN | 23 |
| LORAY MILLS | |
| LOWELL | 44 |
| LUCIA | 1 |
| MCADENVILLE | 7 |
| MOUNT HOLLY | 577 |
| RANLO | 22 |
| SOUTH BELMONT | 2 |
| SOUTH GASTONIA | 3 |
| STANLEY | 128 |

| | |
|----------------------|------------|
| RUTHERFORD | 715 |
| BOSTIC | 27 |
| CAROLEEN | 6 |
| CHIMNEY ROCK | 12 |
| CLIFFSIDE | 6 |
| ELLENBORO | 70 |
| FOREST CITY | 222 |
| GILKEY | 6 |
| GREEN HILL | 3 |
| HENRIETTA | 8 |
| LAKE LURE | 90 |
| RUTHERFORDTON | 167 |
| SHILOH | 1 |
| SHINGLE HOLLOW | 1 |
| SPINDALE | 90 |
| UNION MILLS | 6 |

NC811 Upcoming Holiday Schedule

***Martin Luther King Jr's
Birthday: Monday, January 18th**



Howard Sochurek/LIFE

[This Photo](#) by Unknown Author is licensed under [CC BY-SA-NC](#)

All above holidays are excluded from the three working day notice.

** Denotes Observed Holidays. NC811 will be open to accept all locate requests on observed holidays. The observed holiday is excluded from the three working day notice as well.*



State UCC Meeting

Virtual Meeting
Tuesday, January 12, 2021
10:00am – 1:00pm





4Q20

**Virtual Meeting
January 22, 2021
9:30 to 12:30**

NC Underground Damage Prevention Review Board

Virtual Meeting
Tuesday, January 19, 2021
10am to 4pm



<https://www.nc811.org/report-a-violation.html>



NC Locate Resolution

Partnership Committee

Virtual Meeting
Wednesday, February 17th
11:00am – 1:00pm



NC811 EDUCATION TEAM



Ann Rushing
Education Manager
Office Phone: 336-855-5760
Cell Phone: 336-944-5518
email: annrushing@nc811.org



Brian Morehouse
Education Liaison
Western Region
Office Phone: 336-855-5760
Cell Phone: 336-482-6890
email: bmorehouse@nc811.org



Howard Corey
Education Liaison Eastern Region
Office Phone: 336-855-5760
Cell Phone: 336-317-5999
email: howard@nc811.org



Parrish Reddick
Education Liaison Piedmont Region
Office Phone: 336-855-5760
Cell Phone: 336-707-4528
email: parrish@nc811.org



Tami Stout
Education Liaison
SW Region
Office Phone: 336-855-5760
Cell Phone: 336-601-8644
email: tami@nc811.org



Steven Moore
Media Relations Specialist
Office Phone: 336-855-5760
Cell Phone: 336-382-4109
email: smoore@nc811.org



Thank you for your time and attention.
You can get a PDF copy of this presentation
on

www.ncucc.org



Use the UCC Issues form to voice your concerns to both local and state level UCC meetings in North Carolina. Available on both the NCUCC website and the NC811 app.

If you would like to watch this Zoom meeting at a later date or share it with others, please visit ncucc.org. Go to County UCC's. The video will be listed under the month and year the meeting took place.