



Virtual UCC Meetings

- Follow these video instructions to find your virtual meeting link and how to make the most of the meeting in the new MICROSOFT TEAMS platform.
<https://www.youtube.com/watch?v=GC5zGkdxqb0>
- In the chat section please type your name, company name & email.
- Participant feature – raise hand. The meeting facilitator will acknowledge you.
- Enter the meeting with your microphone on mute and unmute your mic when you need to speak.
- Every meeting will be recorded, and the video will be posted on the ncucc.org website. You can watch the meeting by using the video link provided on ncucc.org. Visit your county UCC page for a listing of past meeting videos.

PLANT THEM IN THE SPRING



WiscoStyle.com

BY SUMMER THEY'RE IN FULL BLOOM!



North Carolina 811
www.nc811.org

July 2021

**Cleveland-Gaston-
Rutherford**



CONSTRUCTION WORKER



What my friends think I do



What society thinks I do



What my boss thinks I do



What my kid thinks I do



What my ex thinks I do



What I actually do



Video Challenge Contest

nc811.org/811daychallenge




#811DayChallenge



A message from our Executive Director

- NC811 is working on another prompt for updates that confirms the excavator understands the purpose of the notification type.
- Event center hybrid meeting format being tested this month.
- Increasing use of online tools pushing us to 73% online tickets.
- Stay safe out there: help educate about the reason marks and flags are present.



Louis Panzer

NORTH CAROLINA 811 DATA

Locate requests, transmissions, county ticket volume and distribution



LOCATE REQUESTS & TRANSMISSIONS FOR NORTH CAROLINA



JUNE. 2020 VS 2021

TICKETS

2021: 210,816

2020: 195,058

Difference: 8.1%

TRANSMISSIONS

2021: 1,172,567

2020: 1,103,410

Difference: 6.3%



YEAR-TO-DATE

TICKETS

2021: 1,169,472

2020: 1,061,222

Difference: 10.2%

TRANSMISSIONS

2021: 6,555,870

2020: 6,080,819

Difference: 7.8%

COUNTY TICKET VOLUME

2021 stats compared with 2020

Cleveland	3 HR	CNCL	NEW	RXMT	UPDT	Total Tickets
2020	45	5	896	44	353	1343
2021	14	13	915	24	297	1263
+/- Var	-68.9%	160.0%	2.1%	-45.5%	-15.9%	-6.0%
Avg Locates per Day						63

COUNTY TICKET VOLUME

2021 stats compared with 2020

Gaston	3 HR	CNCL	NEW	RXMT	UPDT	Total Tickets
2020	163	26	2744	73	976	3982
2021	124	31	3317	50	1275	4797
+/- Var	-23.9%	19.2%	20.9%	-31.5%	30.6%	20.5%
Avg Locates per Day						240

COUNTY TICKET VOLUME

2021 stats compared with 2020

Rutherford	3 HR	CNCL	NEW	RXMT	UPDT	Total Tickets
2020	19	19	693	59	191	981
2021	27	8	587	41	184	847
+/- Var	42.1%	-57.9%	-15.3%	-30.5%	-3.7%	-13.7%
Avg Locates per Day						42

COUNTY TICKET VOLUME

YTD stats compared with previous year

Cleveland	3 HR	CNCL	NEW	RXMT	UPDT	Total Tickets
2020	161	59	4949	209	2664	8042
2021	145	65	5472	138	1947	7767
+/- Var	-9.9%	10.2%	10.6%	-34.0%	-26.9%	-3.4%
Avg Locates per Day						62

COUNTY TICKET VOLUME

YTD stats compared with previous year

Gaston	3 HR	CNCL	NEW	RXMT	UPDT	Total Tickets
2020	471	181	14849	389	5097	20987
2021	689	196	18459	357	7401	27102
+/- Var	46.3%	8.3%	24.3%	-8.2%	45.2%	29.1%
Avg Locates per Day						215

COUNTY TICKET VOLUME

YTD stats compared with previous year

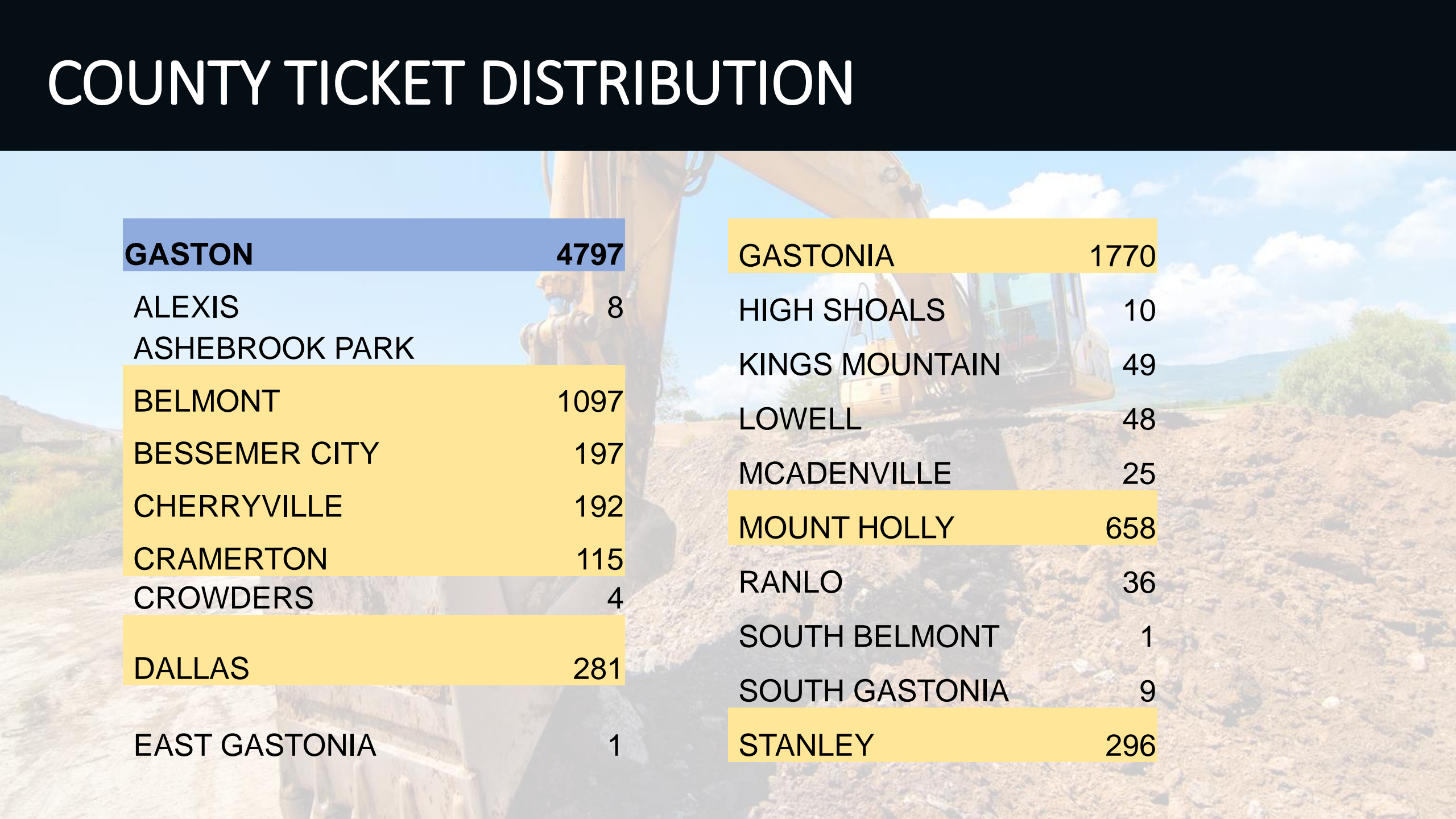
Rutherford	3 HR	CNCL	NEW	RXMT	UPDT	Total Tickets
2020	59	54	3614	117	1119	4963
2021	88	30	3392	121	1089	4720
+/- Var	49.2%	-44.4%	-6.1%	3.4%	-2.7%	-4.9%
				Avg Locates per Day		37

COUNTY TICKET DISTRIBUTION



CLEVELAND	1263	LATTIMORE	6
BELWOOD	6	LAWNDALE	52
BOILING SPRINGS	23	LIGHT OAK	1
CAMDEN ACRES	1	MOORESBORO	53
CASAR	28	POLKVILLE	5
DOUBLE SHOALS	2	SHELBY	652
EARL	3	STONY POINT	1
FALLSTON	8	STUBBS	1
GROVER	84	WACO	12
KINGS MOUNTAIN	321		
KINGSTOWN	1		
KNOB CREEK	1		

COUNTY TICKET DISTRIBUTION



GASTON	4797	GASTONIA	1770
ALEXIS	8	HIGH SHOALS	10
ASHEBROOK PARK		KINGS MOUNTAIN	49
BELMONT	1097	LOWELL	48
BESSEMER CITY	197	MCADENVILLE	25
CHERRYVILLE	192	MOUNT HOLLY	658
CRAMERTON	115	RANLO	36
CROWDERS	4	SOUTH BELMONT	1
DALLAS	281	SOUTH GASTONIA	9
EAST GASTONIA	1	STANLEY	296

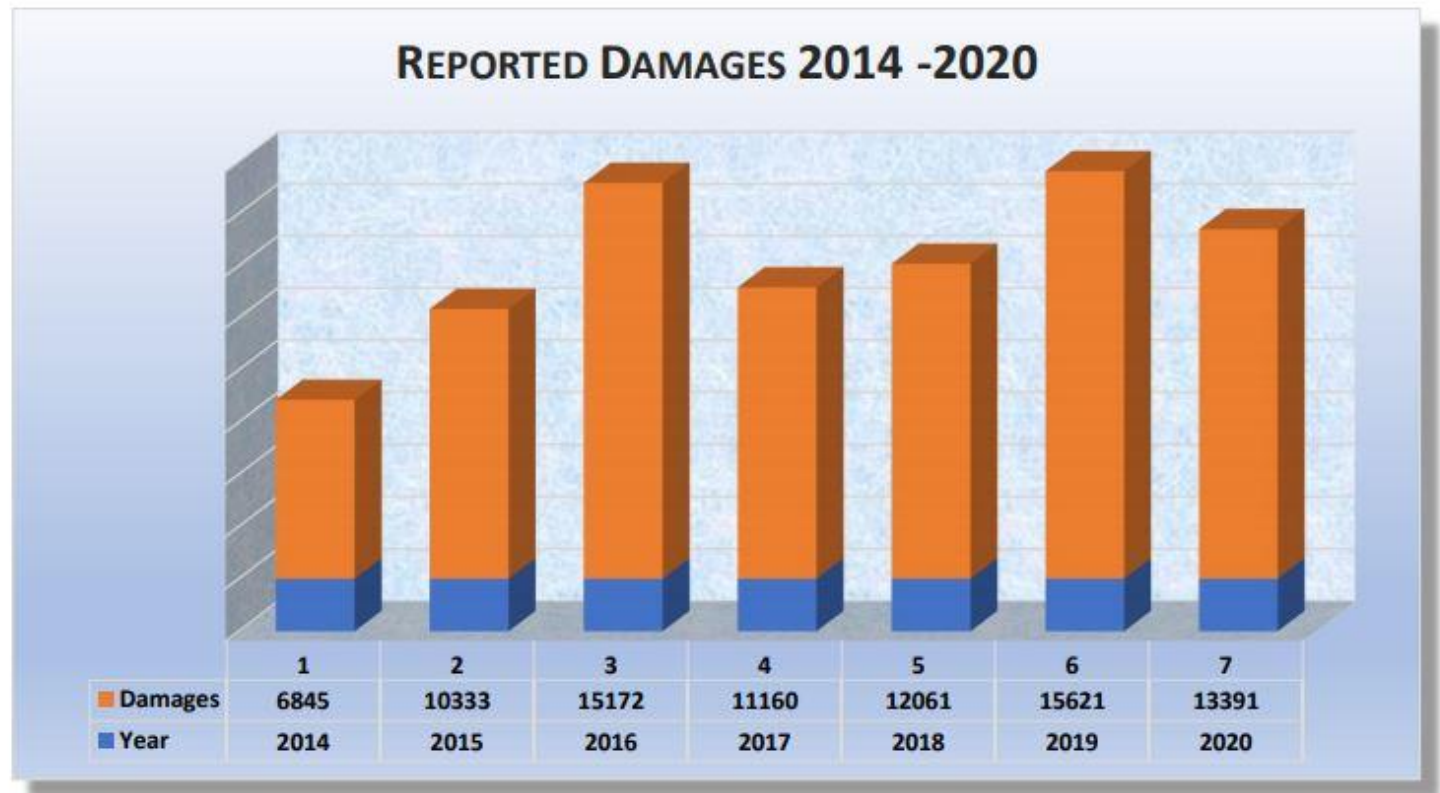
COUNTY TICKET DISTRIBUTION



RUTHERFORD	847	GREEN HILL	5
BILLS CREEK	3	HARRIS	2
BOSTIC	52	HOLLY SPRINGS	2
CAROLEEN	1	LAKE LURE	259
CHIMNEY ROCK	6	RUTHERFORDTON	205
CHIMNEY ROCK VILLAGE	2	SANDY MUSH	3
CLIFFSIDE	25	SHINGLE HOLLOW	1
ELLENBORO	35	SPINDALE	29
FOREST CITY	191	UNION MILLS	22
GILKEY	2		

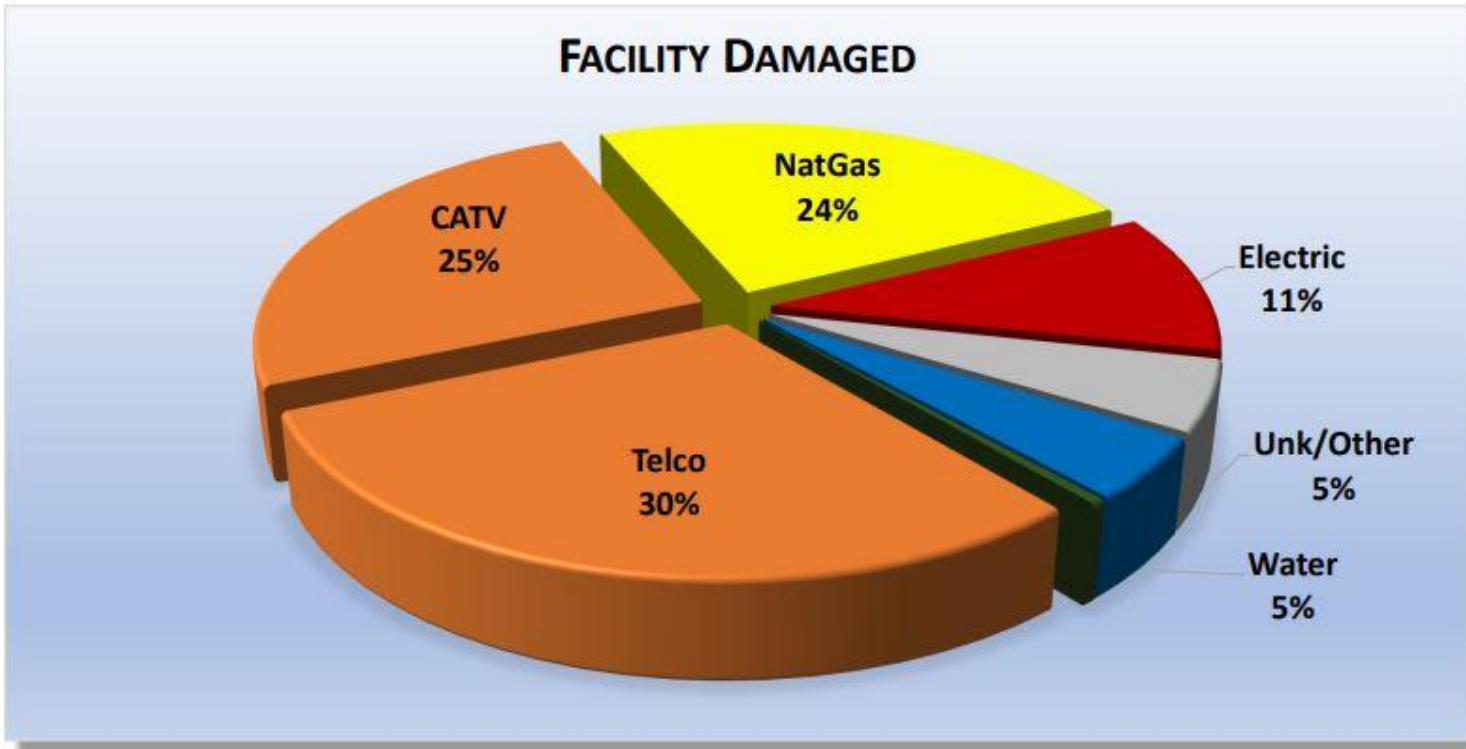


2020 DAMAGES RECAP



NC811, Year 2020: 13,391 Damage Events in 97 Counties

Facility Damaged	Events	% of Grand Total
Telco	3982	29.74%
CATV	3362	25.11%
NatGas	3195	23.86%
Electric	1446	10.80%
Unk/Other	721	5.38%
Water	629	4.70%
Sewer	56	0.42%
Grand Total	13391	100%



2020 DAMAGES RECAP

NC811, Year 2020: 13,391 Damage Events in 97 Counties



2020 DAMAGES RECAP

Who Was Doing What When Something Was Damaged?

	Excavator										Grand Total	GT%
	Contractor	Municipality	Occupant	Utility	Other	State	Developer	County	Farmer			
Water	1543	372	35	140	12	1	4	7	1	2115	15.79%	
Telco	1963	2	3	19	5		1			1993	14.88%	
Unk/Other*	1272	50	172	8	148	3	2	3		1658	12.38%	
Electric	1423	58	6	116	4	1		2		1610	12.02%	
NatGas	1248	78	3	83	3			1		1416	10.57%	
Sewer	989	139	34	30	8		3			1203	8.98%	
Landscaping	498	1	158	1	14		2			674	5.03%	
CATV	531		1		3					535	4.00%	
Fencing	382		86	1	7		1			477	3.56%	
Drainage	225	11	45		20	5			1	307	2.29%	
Irrigation	209	6	29	1						245	1.83%	
Grading	219	1	20		3					243	1.81%	
Road Work	213	6	4		2	4	3			232	1.73%	
Storm Drain/Culv	154	13	4		2	3	1			177	1.32%	
Driveway	67	2	23		6	1				99	0.74%	
Construction	78		4		3					85	0.63%	
Pole	62	5	2	10	1					80	0.60%	
Street Light	63									63	0.47%	
Curb/Sidewalk	51	9	1	1						62	0.46%	
Site Dev	41		2							43	0.32%	
Traffic Signal	34									34	0.25%	
Milling	12									12	0.09%	
Demolition	10									10	0.07%	
Traffic Sign	4	1	1							6	0.04%	
Railroad	2				1					3	0.02%	
Agriculture	1		1		1					3	0.02%	
Waterway Imp	2									2	0.01%	
Eng/Surveying	2									2	0.01%	
Liquid Pipeline					1					1	0.01%	
Steam	1									1	0.01%	
Grand Total	11299	754	634	411	243	18	17	13	2	13391	100%	
	84.38%	5.63%	4.73%	3.07%	1.81%	0.13%	0.13%	0.10%	0.01%			

*Unk/Other = Work types known, but not categorized

NC811, Year 2020: 13,391 Damage Events in 97 Counties

2021 CALENDAR OF EVENTS



iRacing



NC811 and Full Throttle Performance Sim Racing League have teamed up to bring you all the racing action for the 2nd half of the 2021 racing season. NC811 will be the title sponsor for the events coming to you from August to November 2021. A 12 regular season race schedule with a (4) race championship run will determine the 811 Call Before You Dig Championship Cup for 2021. These races will be streamed live to you every Sunday night at 8 pm. This is some action-packed racing with a 43-car grid. Come follow this exciting racing adventure.

<https://www.facebook.com/fullthrottlesimracing>

MEETINGS



2Q21

Friday, July 16

Teams Meeting

8:30 to 10:30

*Contact Stephanie Brown
for a meeting invite.*

Stephanie@nc811.org

NC Underground Damage Prevention Review Board

Tuesday, July 20
Virtual Meeting
Starts at 10

State UCC Meeting

Tuesday, July 13
Teams Meeting
Starts at 10



NC Locate Resolution
Partnership Committee

August 18, 2021
Teams Meeting
11:00 – 1:00

*Go to the UCC events calendar
for a link to join.
ncucc.org*

For information on NC811 & NCUCC events, visit the calendar section of nc811.org or the nc811 app.

Sunday	Monday	Tuesday	Wednesday	Thursday	Friday	Saturday
Jun 27	28 1:30 PM Coastal Carolina	29	30 12:30 PM NCRWA Train	Jul 1	2	3
4	5 Independence Day Holiday	6	7	8	9	10
11	12	13	14	15 6 PM City of Oxford Bike I	16 8:30 AM NC811 2Q Boi	17
18 4 PM NCBIA-Annual Conf	19 8 AM NCBIA Annual Conf	20 8 AM NCBIA-Annual Conf 10 AM Underground I 1 PM Cape Fear CC - Elect	21 8 AM NCBIA-Annual Conf	22 1 PM Fayetteville Techn	23	24
25	26	27 9 AM Ag Safety Day - Roc	28	29 10 AM Lowe's Tool Rer 12 PM NUCA Open	30	31



NC811 EDUCATION TEAM



Ann Rushing
Education Manager
Office Phone: 336-855-5760
Cell Phone: 336-944-5518
email: annrushing@nc811.org



Brian Morehouse
Education Liaison
Western Region
Office Phone: 336-855-5760
Cell Phone: 336-482-6890
email: bmorehouse@nc811.org



Howard Corey
Education Liaison Eastern Region
Office Phone: 336-855-5760
Cell Phone: 336-317-5999
email: howard@nc811.org



Parrish Reddick
Education Liaison Piedmont Region
Office Phone: 336-855-5760
Cell Phone: 336-707-4528
email: parrish@nc811.org



Tami Stout
Education Liaison
SW Region
Office Phone: 336-855-5760
Cell Phone: 336-601-8644
email: tami@nc811.org



Steven Moore
Media Relations Specialist
Office Phone: 336-855-5760
Cell Phone: 336-382-4109
email: smoore@nc811.org



Thank you for your time and attention.
You can get a PDF copy of this presentation
on

www.ncucc.org



Use the UCC Issues form to voice your concerns to both local and state level UCC meetings in North Carolina. Available on both the NCUCC website and the NC811 app.

If you would like to watch this TEAM meeting at a later date or share it with others, please visit ncucc.org. Go to County UCC's. The video will be listed under the month and year the meeting took place.