



Virtual UCC Meetings

- Follow these video instructions to find your virtual meeting link and how to make the most of the meeting in the new MICROSOFT TEAMS platform.
<https://www.youtube.com/watch?v=GC5zGkdxqb0>
- In the chat section please type your name, company name & email.
- Participant feature – raise hand. The meeting facilitator will acknowledge you.
- Enter the meeting with your microphone on mute and unmute your mic when you need to speak.
- Every meeting will be recorded, and the video will be posted on the ncucc.org website. You can watch the meeting by using the video link provided on ncucc.org. Visit your county UCC page for a listing of past meeting videos.

PLANT THEM IN THE SPRING



WiscoStyle.com

BY SUMMER THEY'RE IN FULL BLOOM!



July 2021

**Lower Cape Fear
UCC**



CONSTRUCTION WORKER



What my friends think I do



What society thinks I do



What my boss thinks I do



What my kid thinks I do



What my ex thinks I do



What I actually do



Video Challenge Contest

nc811.org/811daychallenge



#811DayChallenge



A message from our Executive Director

- NC811 is working on another prompt for updates that confirms the excavator understands the purpose of the notification type.
- Event center hybrid meeting format being tested this month.
- Increasing use of online tools pushing us to 73% online tickets.
- Stay safe out there: help educate about the reason marks and flags are present.




Louis Panzer

NORTH CAROLINA 811 DATA

Locate requests, transmissions, county ticket volume and distribution



LOCATE REQUESTS & TRANSMISSIONS FOR NORTH CAROLINA



JUNE. 2020 VS 2021

TICKETS

2021: 210,816

2020: 195,058

Difference: 8.1%

TRANSMISSIONS

2021: 1,172,567

2020: 1,103,410

Difference: 6.3%



YEAR-TO-DATE

TICKETS

2021: 1,169,472

2020: 1,061,222

Difference: 10.2%

TRANSMISSIONS

2021: 6,555,870

2020: 6,080,819

Difference: 7.8%

COUNTY TICKET VOLUME

2021 stats compared with 2020

New Hanover	3 HR	CNCL	NEW	RXMT	UPDT	Total Tickets
2020	140	34	2813	111	1121	4219
2021	87	30	2763	74	1009	3963
+/- Var	-37.9%	-11.8%	-1.8%	-33.3%	-10.0%	-6.1%
			Avg Locates per Day			198

COUNTY TICKET VOLUME

2021 stats compared with 2020

Brunswick	3 HR	CNCL	NEW	RXMT	UPDT	Total Tickets
2020	60	36	2972	59	458	3585
2021	81	33	3380	52	676	4222
+/- Var	35.0%	-8.3%	13.7%	-11.9%	47.6%	17.8%
			Avg Locates per Day			211

COUNTY TICKET VOLUME

2021 stats compared with 2020

Pender	3 HR	CNCL	NEW	RXMT	UPDT	Total Tickets
2020	37	15	913	47	185	1197
2021	18	14	885	18	333	1268
+/- Var	-51.4%	-6.7%	-3.1%	-61.7%	80.0%	5.9%
			Avg Locates per Day			63

COUNTY TICKET VOLUME

YTD stats compared with previous year

New Hanover	3 HR	CNCL	NEW	RXMT	UPDT	Total Tickets
2020	655	214	16474	539	6474	24356
2021	824	210	16669	562	6103	24368
+/- Var	25.8%	-1.9%	1.2%	4.3%	-5.7%	0.0%
			Avg Locates per Day			193

COUNTY TICKET VOLUME

YTD stats compared with previous year

Brunswick	3 HR	CNCL	NEW	RXMT	UPDT	Total Tickets
2020	344	178	16813	372	2585	20292
2021	416	173	18992	390	3350	23321
+/- Var	20.9%	-2.8%	13.0%	4.8%	29.6%	14.9%
			Avg Locates per Day			185

COUNTY TICKET VOLUME

YTD stats compared with previous year

Pender	3 HR	CNCL	NEW	RXMT	UPDT	Total Tickets
2020	143	93	5539	248	994	7017
2021	139	86	5691	202	1957	8075
+/- Var	-2.8%	-7.5%	2.7%	-18.5%	96.9%	15.1%
			Avg Locates per Day			64

COUNTY TICKET DISTRIBUTION

County/Place	06 Jun
NEW HANOVER	3963
BAYSHORE	15
CAROLINA BEACH	182
CASTLE HAYNE	179
FORT FISHER	1
HIGHTSVILLE	4
KINGS GRANT	103
KIRKLAND	28
KURE BEACH	66
MASONBORO	26
MURRAYSVILLE	19
MYRTLE GROVE	37
OGDEN	28
SEA BREEZE	7

SEAGATE	6
SILVER LAKE	46
WILMINGTON	3097
WILMINGTON BEACH	2
WINDEMERE	1
WRIGHTSBORO	66
WRIGHTSVILLE	5
WRIGHTSVILLE BEACH	45

COUNTY TICKET DISTRIBUTION

County/Place	06 Jun
BRUNSWICK	4222
ASH	34
BALD HEAD ISLAND	89
BELVILLE	36
BOILING SPRING LAKES	193
BOLIVIA	240
CALABASH	223
CAROLINA SHORES	63
CASWELL BEACH	12
GRISSETTOWN	1
HOLDEN BEACH	82
LELAND	1114
LONGWOOD	2
NAVASSA	41
NORTHWEST	71

OAK ISLAND	480
OCEAN ISLE BEACH	290
SAINT JAMES	146
SANDY CREEK	23
SANDY HILL	1
SEA TRAIL PLANTATION	2
SEASIDE	1
SHALLOTTE	174
SOUTHPORT	336
SPRING HILL	
SUNSET BEACH	146
SUNSET HARBOR	2
SUPPLY	287
TOWN CREEK	38
VARNAMTOWN	5
WINNABOW	90

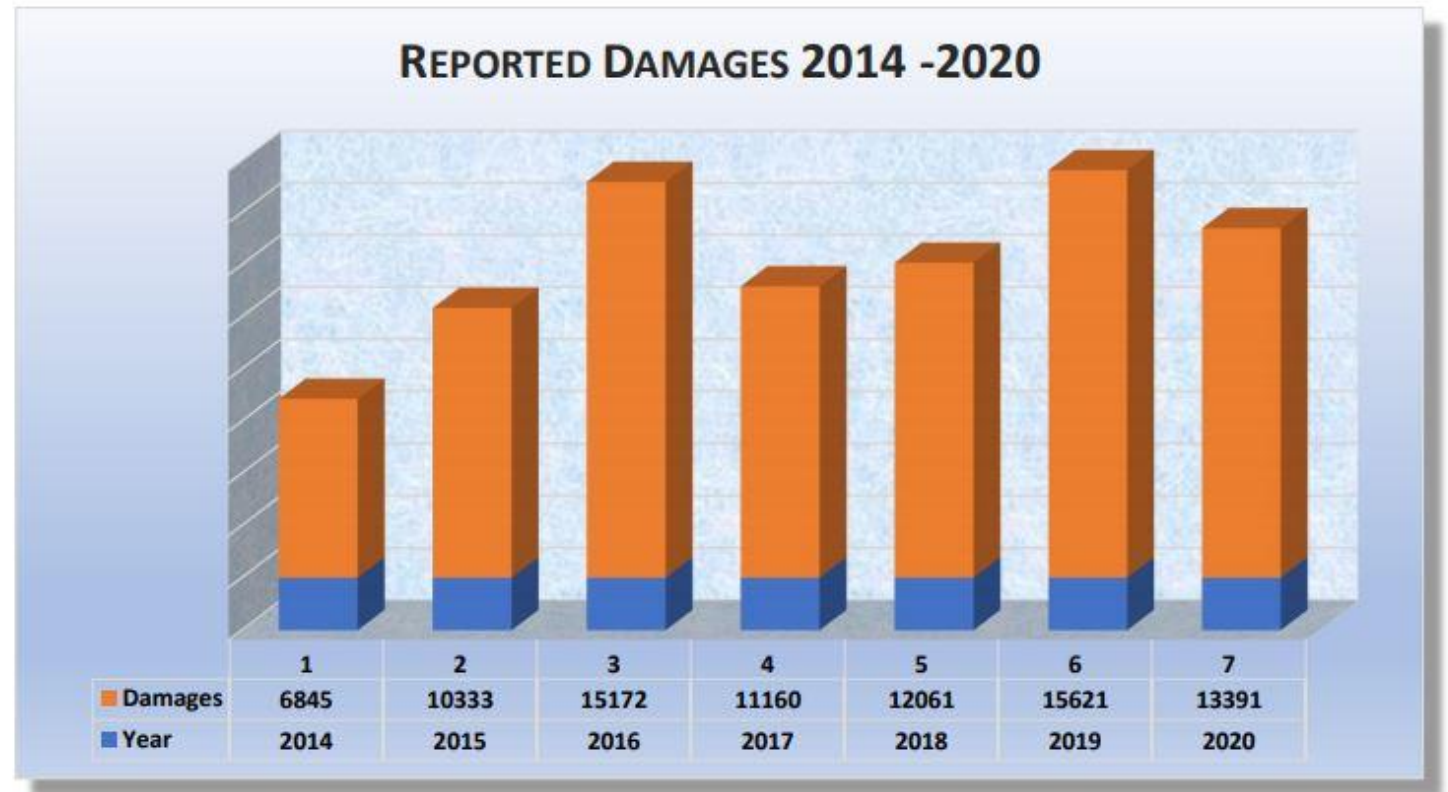
COUNTY TICKET DISTRIBUTION

County/Place	06 Jun
PENDER	1268
ATKINSON	11
BURGAW	87
CURRIE	27
EDGECOMBE	4
HAMPSTEAD	669
MAPLE HILL	5
PENDERLEA	5
ROCKY POINT	154
SAINT HELENA	1
SCOTTS HILL	7

SURF CITY	121
TOPSAIL	73
TOPSAIL BEACH	17
WALLACE	22
WATHA	12
WILLARD	53

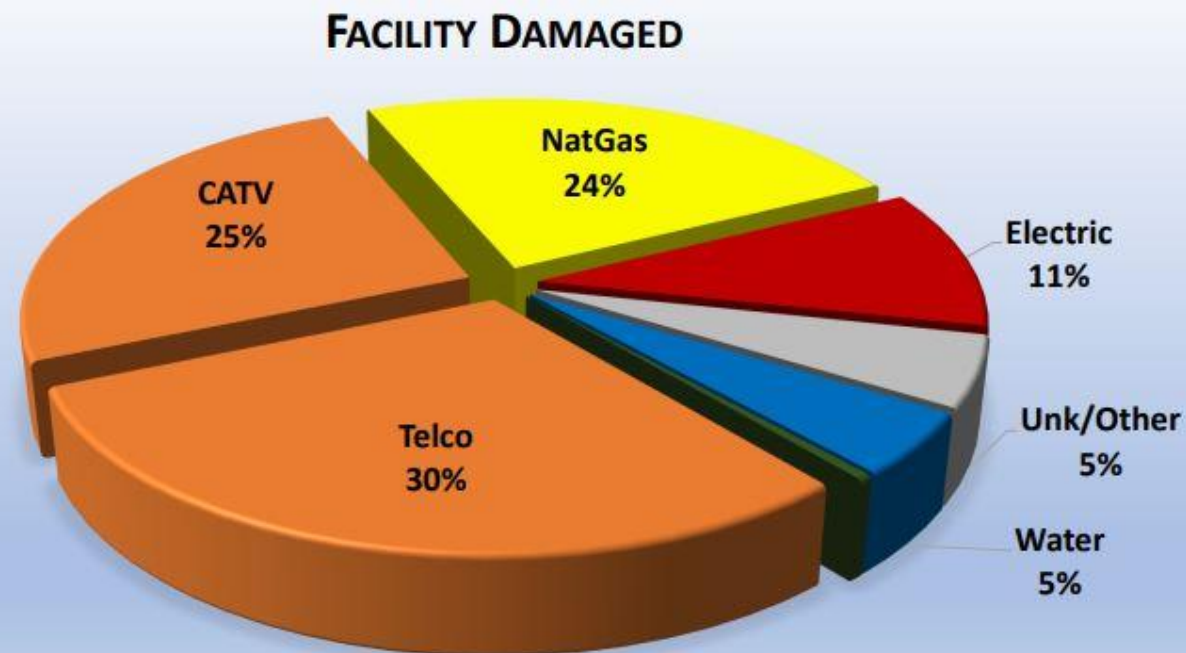


2020 DAMAGES RECAP



NC811, Year 2020: 13,391 Damage Events in 97 Counties

Facility Damaged	Events	% of Grand Total
Telco	3982	29.74%
CATV	3362	25.11%
NatGas	3195	23.86%
Electric	1446	10.80%
Unk/Other	721	5.38%
Water	629	4.70%
Sewer	56	0.42%
Grand Total	13391	100%



2020 DAMAGES RECAP

NC811, Year 2020: 13,391 Damage Events in 97 Counties



2020 DAMAGES RECAP

Who Was Doing What When Something Was Damaged?

Excavator

	Contractor	Municipality	Occupant	Utility	Unk/					Grand Total	GT%
					Other	State	Developer	County	Farmer		
Water	1543	372	35	140	12	1	4	7	1	2115	15.79%
Telco	1963	2	3	19	5		1			1993	14.88%
Unk/Other*	1272	50	172	8	148	3	2	3		1658	12.38%
Electric	1423	58	6	116	4	1		2		1610	12.02%
NatGas	1248	78	3	83	3			1		1416	10.57%
Sewer	989	139	34	30	8		3			1203	8.98%
Landscaping	498	1	158	1	14		2			674	5.03%
CATV	531		1		3					535	4.00%
Fencing	382		86	1	7		1			477	3.56%
Drainage	225	11	45		20	5			1	307	2.29%
Irrigation	209	6	29	1						245	1.83%
Grading	219	1	20		3					243	1.81%
Road Work	213	6	4		2	4	3			232	1.73%
Storm Drain/Culv	154	13	4		2	3	1			177	1.32%
Driveway	67	2	23		6	1				99	0.74%
Construction	78		4		3					85	0.63%
Pole	62	5	2	10	1					80	0.60%
Street Light	63									63	0.47%
Curb/Sidewalk	51	9	1	1						62	0.46%
Site Dev	41		2							43	0.32%
Traffic Signal	34									34	0.25%
Milling	12									12	0.09%
Demolition	10									10	0.07%
Traffic Sign	4	1	1							6	0.04%
Railroad	2				1					3	0.02%
Agriculture	1		1		1					3	0.02%
Waterway Imp	2									2	0.01%
Eng/Surveying	2									2	0.01%
Liquid Pipeline				1						1	0.01%
Steam	1									1	0.01%
Grand Total	11299	754	634	411	243	18	17	13	2	13391	100%
	84.38%	5.63%	4.73%	3.07%	1.81%	0.13%	0.13%	0.10%	0.01%		

Work performed

*Unk/Other = Work types known, but not categorized

NC811, Year 2020: 13,391 Damage Events in 97 Counties

2021 CALENDAR OF EVENTS



iRacing



NC811 and Full Throttle Performance Sim Racing League have teamed up to bring you all the racing action for the 2nd half of the 2021 racing season. NC811 will be the title sponsor for the events coming to you from August to November 2021. A 12 regular season race schedule with a (4) race championship run will determine the 811 Call Before You Dig Championship Cup for 2021. These races will be streamed live to you every Sunday night at 8 pm. This is some action-packed racing with a 43-car grid. Come follow this exciting racing adventure.

<https://www.facebook.com/fullthrottlesimracing>

MEETINGS



BOARD MEETING

2Q21

Friday, July 16

Teams Meeting

8:30 to 10:30

*Contact Stephanie Brown
for a meeting invite.*

Stephanie@nc811.org

NC Underground Damage Prevention Review Board

Tuesday, July 20
Virtual Meeting
Starts at 10

State UCC Meeting

Tuesday, July 13
Teams Meeting
Starts at 10



NC Locate Resolution
Partnership Committee

August 18, 2021
Teams Meeting
11:00 – 1:00

*Go to the UCC events calendar
for a link to join.
ncucc.org*

For information on NC811 & NCUCC events, visit the calendar section of nc811.org or the nc811 app.

Sunday	Monday	Tuesday	Wednesday	Thursday	Friday	Saturday
Jun 27	28 1:30 PM Coastal Carolina	29	30 12:30 PM NCRWA Train	Jul 1	2	3
4	5 Independence Day Holiday	6	7	8	9	10
11	12	13	14	15 6 PM City of Oxford Bike I	16 8:30 AM NC811 2Q Boz	17
18 4 PM NCBIA-Annual Conf	19 8 AM NCBIA Annual Conf	20 8 AM NCBIA-Annual Conf 10 AM Underground I 1 PM Cape Fear CC - Elect	21 8 AM NCBIA-Annual Conf	22 1 PM Fayetteville Techn	23	24
25	26	27 9 AM Ag Safety Day - Roc	28	29 10 AM Lowe's Tool Rer 12 PM NUCA Open	30	31



NC811 EDUCATION TEAM



Ann Rushing

Education Manager

Office Phone: 336-855-5760

Cell Phone: 336-944-5518

email: annrushing@nc811.org



Brian Morehouse

Education Liaison

Western Region

Office Phone: 336-855-5760

Cell Phone: 336-482-6890

email: bmorehouse@nc811.org



Howard Corey

Education Liaison Eastern Region

Office Phone: 336-855-5760

Cell Phone: 336-317-5999

email: howard@nc811.org



Parrish Reddick

Education Liaison Piedmont Region

Office Phone: 336-855-5760

Cell Phone: 336-707-4528

email: parrish@nc811.org



Tami Stout

Education Liaison

SW Region

Office Phone: 336-855-5760

Cell Phone: 336-601-8644

email: tami@nc811.org



Steven Moore

Media Relations Specialist

Office Phone: 336-855-5760

Cell Phone: 336-382-4109

email: smoore@nc811.org



Thank you for your time and attention.
You can get a PDF copy of this presentation
on

www.ncucc.org



Use the UCC Issues form to voice your concerns to both local and state level UCC meetings in North Carolina. Available on both the NCUCC website and the NC811 app.

If you would like to watch this TEAM meeting at a later date or share it with others, please visit ncucc.org. Go to County UCC's. The video will be listed under the month and year the meeting took place.