



# Virtual UCC Meetings

- Follow these video instructions to find your virtual meeting link and how to make the most of the meeting in the new MICROSOFT TEAMS platform.  
<https://www.youtube.com/watch?v=GC5zGkdxqb0>
- In the chat section please type your name, company name & email.
- Participant feature – raise hand. The meeting facilitator will acknowledge you.
- Enter the meeting with your microphone on mute and unmute your mic when you need to speak.
- Every meeting will be recorded, and the video will be posted on the ncucc.org website. You can watch the meeting by using the video link provided on ncucc.org. Visit your county UCC page for a listing of past meeting videos.

**PLANT THEM IN THE SPRING**



WiscoStyle.com

**BY SUMMER THEY'RE IN FULL BLOOM!**



**July 2021**

**McDowell UCC  
Meeting**





# CONSTRUCTION WORKER



What my friends think I do



What society thinks I do



What my boss thinks I do



What my kid thinks I do



What my ex thinks I do



What I actually do





# Video Challenge Contest

[nc811.org/811daychallenge](https://nc811.org/811daychallenge)



#811DayChallenge



# A message from our Executive Director

- NC811 is working on another prompt for updates that confirms the excavator understands the purpose of the notification type.
- Event center hybrid meeting format being tested this month.
- Increasing use of online tools pushing us to 73% online tickets.
- Stay safe out there: help educate about the reason marks and flags are present.



*Louis Panzer*



# NORTH CAROLINA 811 DATA

Locate requests, transmissions, county ticket volume and distribution



# LOCATE REQUESTS & TRANSMISSIONS FOR NORTH CAROLINA



## JUNE. 2020 VS 2021

### TICKETS

2021: 210,816

2020: 195,058

Difference: 8.1%

### TRANSMISSIONS

2021: 1,172,567

2020: 1,103,410

Difference: 6.3%



## YEAR-TO-DATE

### TICKETS

2021: 1,169,472

2020: 1,061,222

Difference: 10.2%

### TRANSMISSIONS

2021: 6,555,870

2020: 6,080,819

Difference: 7.8%

# COUNTY TICKET VOLUME

2021 stats compared with 2020

MCDOWELL	3 HR	CNCL	NEW	RXMT	UPDT	TOTAL
2020	15	2	273	15	63	368
2021	3	2	292	14	79	390
+/- Var	-80.0%	0.0%	7.0%	-6.7%	25.4%	6.0%

Locates per  
day

20



# COUNTY TICKET VOLUME

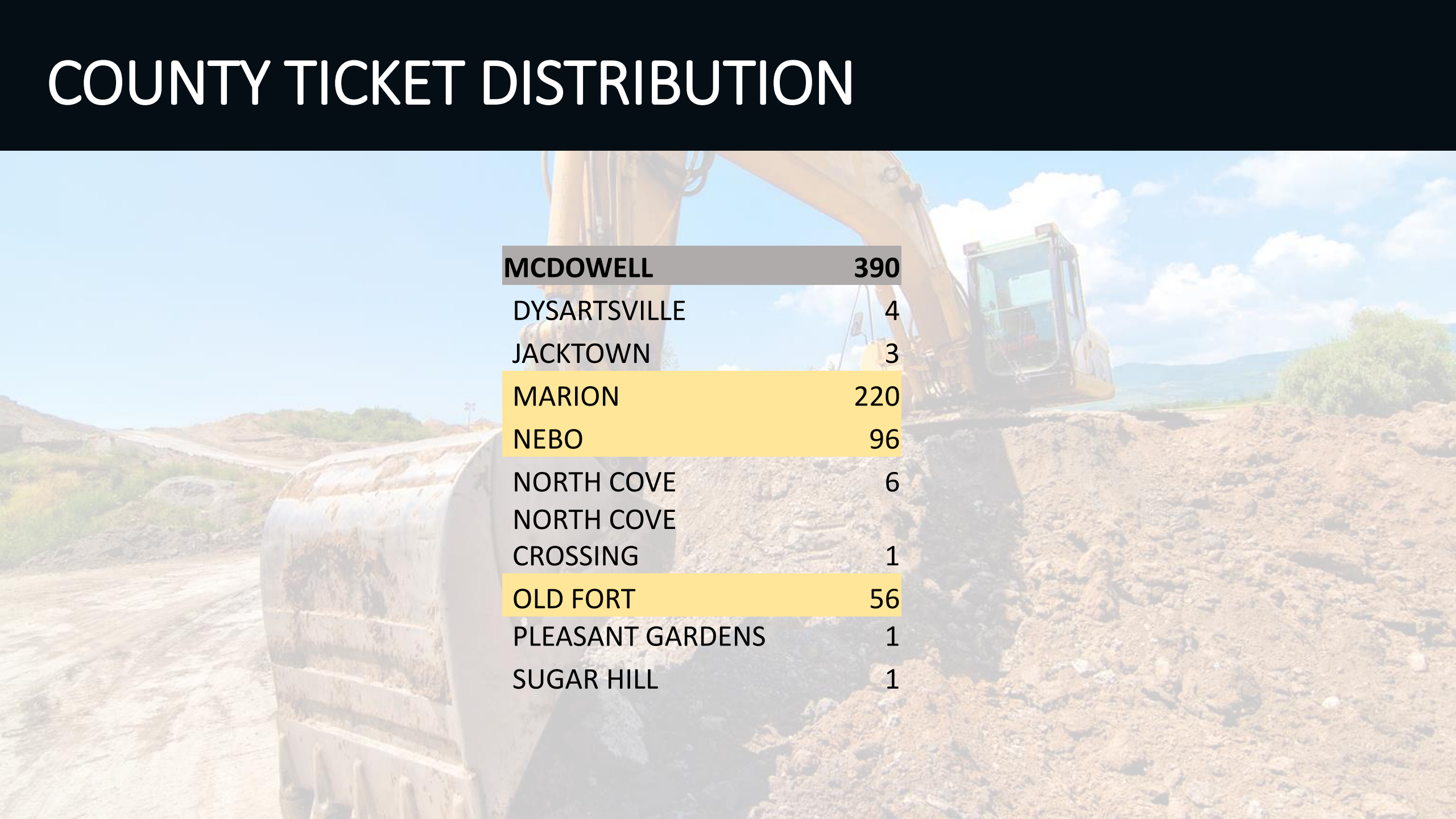
YTD stats compared with previous year

MCDOWELL	3 HR	CNCL	NEW	RXMT	UPDT	TOTAL
2020	70	9	1642	94	752	2567
2021	41	17	1932	91	386	2467
+/- Var	-41.4%	88.9%	17.7%	-3.2%	-48.7%	-3.9%

Locates per  
day

20

# COUNTY TICKET DISTRIBUTION

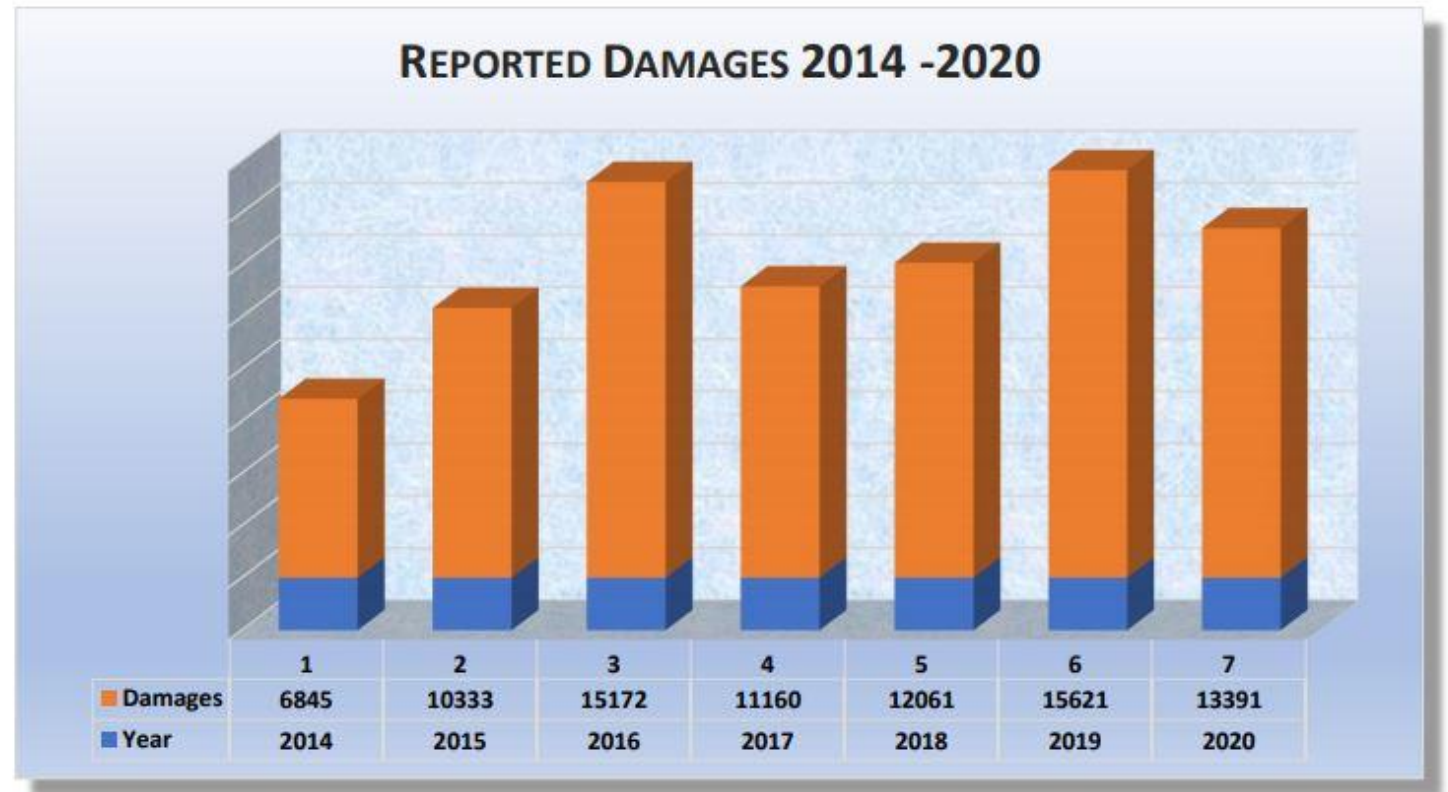


<b>MCDOWELL</b>	<b>390</b>
DYSARTSVILLE	4
JACKTOWN	3
MARION	220
NEBO	96
NORTH COVE	6
NORTH COVE CROSSING	1
OLD FORT	56
PLEASANT GARDENS	1
SUGAR HILL	1



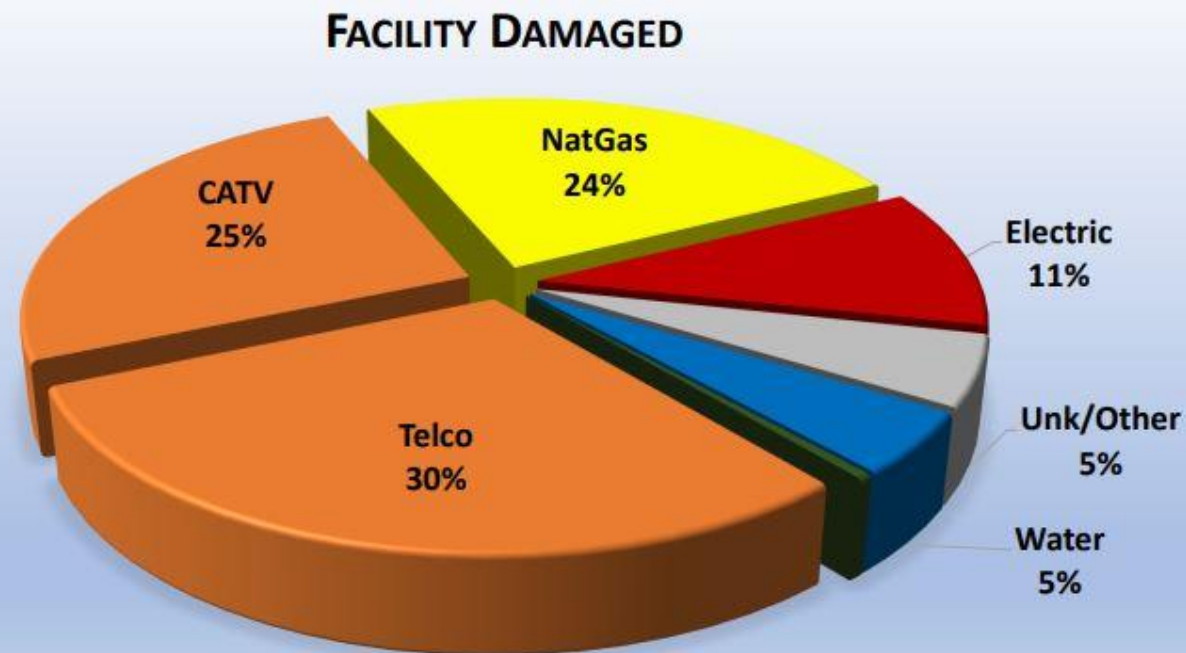


# 2020 DAMAGES RECAP



**NC811, Year 2020: 13,391 Damage Events in 97 Counties**

Facility Damaged	Events	% of Grand Total
Telco	3982	29.74%
CATV	3362	25.11%
NatGas	3195	23.86%
Electric	1446	10.80%
Unk/Other	721	5.38%
Water	629	4.70%
Sewer	56	0.42%
Grand Total	13391	100%



# 2020 DAMAGES RECAP

**NC811, Year 2020: 13,391 Damage Events in 97 Counties**





# 2020 DAMAGES RECAP

## Who Was Doing What When Something Was Damaged?

Work performed

Excavator												
	Contractor	Municipality	Occupant	Utility	Unk/ Other	State	Developer	County	Farmer	Grand Total	GT%	
Water	1543	372	35	140	12	1	4	7	1	2115	15.79%	
Telco	1963	2	3	19	5		1			1993	14.88%	
Unk/Other*	1272	50	172	8	148	3	2	3		1658	12.38%	
Electric	1423	58	6	116	4	1		2		1610	12.02%	
NatGas	1248	78	3	83	3			1		1416	10.57%	
Sewer	989	139	34	30	8		3			1203	8.98%	
Landscaping	498	1	158	1	14		2			674	5.03%	
CATV	531		1		3					535	4.00%	
Fencing	382		86	1	7		1			477	3.56%	
Drainage	225	11	45		20	5			1	307	2.29%	
Irrigation	209	6	29	1						245	1.83%	
Grading	219	1	20		3					243	1.81%	
Road Work	213	6	4		2	4	3			232	1.73%	
Storm Drain/Culv	154	13	4		2	3	1			177	1.32%	
Driveway	67	2	23		6	1				99	0.74%	
Construction	78		4		3					85	0.63%	
Pole	62	5	2	10	1					80	0.60%	
Street Light	63									63	0.47%	
Curb/Sidewalk	51	9	1	1						62	0.46%	
Site Dev	41		2							43	0.32%	
Traffic Signal	34									34	0.25%	
Milling	12									12	0.09%	
Demolition	10									10	0.07%	
Traffic Sign	4	1	1							6	0.04%	
Railroad	2				1					3	0.02%	
Agriculture	1		1		1					3	0.02%	
Waterway Imp	2									2	0.01%	
Eng/Surveying	2									2	0.01%	
Liquid Pipeline				1						1	0.01%	
Steam	1									1	0.01%	
Grand Total	11299	754	634	411	243	18	17	13	2	13391	100%	
	84.38%	5.63%	4.73%	3.07%	1.81%	0.13%	0.13%	0.10%	0.01%			

\*Unk/Other = Work types known, but not categorized

**NC811, Year 2020: 13,391 Damage Events in 97 Counties**



# 2021 CALENDAR OF EVENTS





# iRacing



*NC811 and Full Throttle Performance Sim Racing League have teamed up to bring you all the racing action for the 2nd half of the 2021 racing season. NC811 will be the title sponsor for the events coming to you from August to November 2021. A 12 regular season race schedule with a (4) race championship run will determine the 811 Call Before You Dig Championship Cup for 2021. These races will be streamed live to you every Sunday night at 8 pm. This is some action-packed racing with a 43-car grid. Come follow this exciting racing adventure.*

<https://www.facebook.com/fullthrottlesimracing>

# MEETINGS



## BOARD MEETING

**2Q21**

Friday, July 16

Teams Meeting

**8:30 to 10:30**

*Contact Stephanie Brown  
for a meeting invite.*

*Stephanie@nc811.org*

### NC Underground Damage Prevention Review Board

Tuesday, July 20  
Virtual Meeting  
Starts at 10

---

### State UCC Meeting

Tuesday, July 13  
Teams Meeting  
Starts at 10



**NC Locate Resolution**  
Partnership Committee

August 18, 2021  
Teams Meeting  
11:00 – 1:00

*Go to the UCC events calendar  
for a link to join.  
[ncucc.org](https://ncucc.org)*



For information on NC811 & NCUCC events, visit the calendar section of [nc811.org](http://nc811.org) or the nc811 app.

Sunday	Monday	Tuesday	Wednesday	Thursday	Friday	Saturday
Jun 27	28 1:30 PM Coastal Carolina	29	30 12:30 PM NCRWA Train	Jul 1	2	3
4	5 Independence Day Holiday	6	7	8	9	10
11	12	13	14	15 6 PM City of Oxford Bike I	16 8:30 AM NC811 2Q Boz	17
18 4 PM NCBIA-Annual Conf	19 8 AM NCBIA Annual Conf	20 8 AM NCBIA-Annual Conf 10 AM Underground I 1 PM Cape Fear CC - Elect	21 8 AM NCBIA-Annual Conf	22 1 PM Fayetteville Techn	23	24
25	26	27 9 AM Ag Safety Day - Roc	28	29 10 AM Lowe's Tool Rer 12 PM NUCA Open	30	31



# NC811 EDUCATION TEAM



**Ann Rushing**

Education Manager

Office Phone: 336-855-5760

Cell Phone: 336-944-5518

email: [annrushing@nc811.org](mailto:annrushing@nc811.org)



**Brian Morehouse**

Education Liaison

Western Region

Office Phone: 336-855-5760

Cell Phone: 336-482-6890

email: [bmorehouse@nc811.org](mailto:bmorehouse@nc811.org)



**Howard Corey**

Education Liaison Eastern Region

Office Phone: 336-855-5760

Cell Phone: 336-317-5999

email: [howard@nc811.org](mailto:howard@nc811.org)



**Parrish Reddick**

Education Liaison Piedmont Region

Office Phone: 336-855-5760

Cell Phone: 336-707-4528

email: [parrish@nc811.org](mailto:parrish@nc811.org)



**Tami Stout**

Education Liaison

SW Region

Office Phone: 336-855-5760

Cell Phone: 336-601-8644

email: [tami@nc811.org](mailto:tami@nc811.org)



**Steven Moore**

Media Relations Specialist

Office Phone: 336-855-5760

Cell Phone: 336-382-4109

email: [smoore@nc811.org](mailto:smoore@nc811.org)





Thank you for your time and attention.  
You can get a PDF copy of this presentation  
on

[www.ncucc.org](http://www.ncucc.org)



Use the UCC Issues form to voice your concerns to both local and state level UCC meetings in North Carolina. Available on both the NCUCC website and the NC811 app.

If you would like to watch this TEAM meeting at a later date or share it with others, please visit [ncucc.org](http://ncucc.org). Go to County UCC's. The video will be listed under the month and year the meeting took place.