



# **NORTH CAROLINA 811**

**JUNE 2022**

**MONTHLY UPDATE**

## **Blue Ridge UCC**

# A message from the NC811 Executive Director

Norfield launches Locator Logix! Visit here to view demo

<https://www.norfieldddp.com/locatorlogix.html>

LRPC continuing to work on trending “system noise” Can you help us eliminate some?

Letters were mailed to 89 excavators that caused a damage with no ticket.

Stay safe, stay hydrated and stay cool!



*Louis Panzer*





**Annual  
Subscriptions  
as low as \$375**

## IMPROVE THE SAFETY OF WORKSITES THROUGH ACCURATE AND ON-TIME LOCATES.


**Locator LOGiX** is a web-based locate management system designed for utilities and utility locators to manage their utility line locate requests sent by an 811 center.

Keep all parties in sync with advanced communication features such as alerts, broadcast messages from 811 centers, and even Electronic Positive Responses so utilities can communicate directly to the 811 center and excavators on the work being done.

**Locator LOGiX** modernizes your location procedures with state-of-the-art intelligence including advanced work planning, scheduling and load balancing capabilities.

**CLICK TO  
WATCH DEMO**

Contact us at [sales@norfielddp.com](mailto:sales@norfielddp.com)



## Core Features

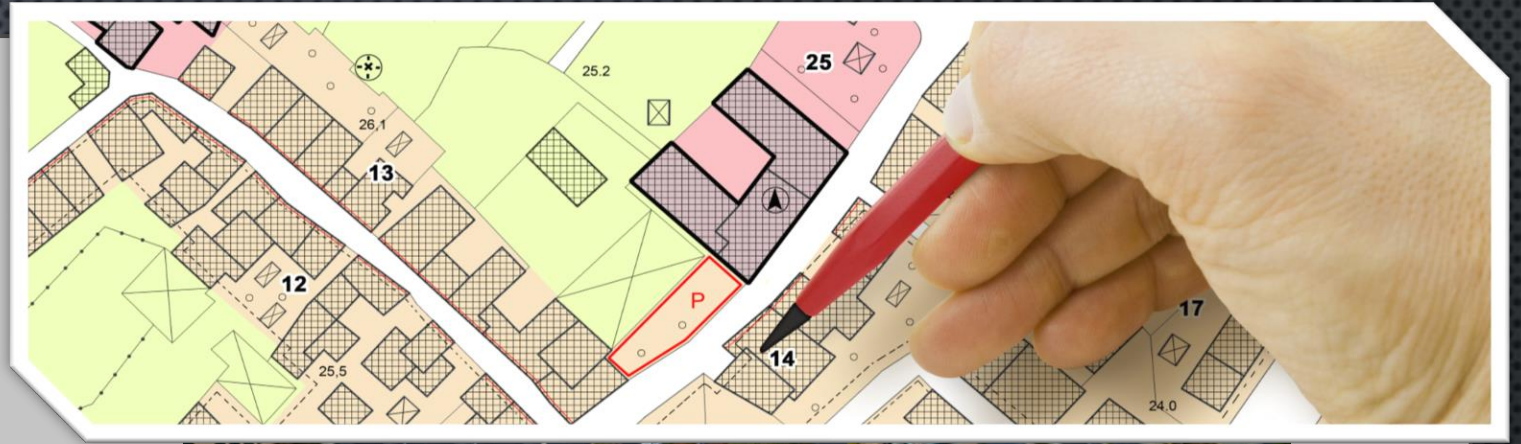
- RESPONSE AND LOCATOR ASSIGNMENTS
- PREDICTIVE ANALYTICS FOR RISK ASSESSMENT
- ACCURATE GIS MAPPING
- ROBUST REPORTING
- ADVANCED SEARCH FUNCTIONALITY
- ELECTRONIC POSITIVE RESPONSE (EPR)

<https://www.norfielddp.com/locatorlogix.html>





# Apartments on 1 parcel with multiple addresses



A ticket for each building address on the one parcel, helps both the excavator & the locator.





# NC811 Data Insights

Locate requests, transmissions,  
county ticket volume and distribution



# Locate Requests & Transmissions for NC

May. 2021 vs 2022

## **TICKETS**

2022: 218,177

2021: 190,330

Difference: 14.6%

## **TRANSMISSIONS**

2022: 1,162,546

2021: 1,053,726

Difference: 10.3%

Year-to-Date

## **TICKETS**

2022: 1,013,733

2021: 958,656

Difference: 5.7%

## **TRANSMISSIONS**

2022: 5,514,862

2021: 5,383,303

Difference: 2.4%

# COUNTY TICKET VOLUME

2022 stats compared with 2021

Alexander	3 HR	CNCL	NEW	RXMT	UPDT	Total Tickets
2021	6	2	276	8	38	330
2022	4	1	251	6	84	346
	-33.3%	-50.0%	-9.1%	-25.0%	121.1%	4.8%



# COUNTY TICKET VOLUME

2022 stats compared with 2021

Catawba	3 HR	CNCL	NEW	RXMT	UPDT	Total Tickets
2021	32	10	1326	29	612	2009
2022	57	24	2085	52	931	3149
	78.1%	140.0%	57.2%	79.3%	52.1%	56.7%

# COUNTY TICKET VOLUME

2022 stats compared with 2021

Lincoln	3 HR	CNCL	NEW	RXMT	UPDT	Total Tickets
2021	80	9	1400	84	601	2174
2022	91	7	1394	33	557	2082
	13.8%	-22.2%	-0.4%	-60.7%	-7.3%	-4.2%



# COUNTY TICKET VOLUME

YTD stats compared with previous year

Alexander	3 HR	CNCL	NEW	RXMT	UPDT	Total Tickets
2021	48	13	1462	45	250	1818
2022	37	9	1331	36	374	1787
	-22.9%	-30.8%	-9.0%	-20.0%	49.6%	-1.7%

# COUNTY TICKET VOLUME

YTD stats compared with previous year

Catawba	3 HR	CNCL	NEW	RXMT	UPDT	Total Tickets
2021	203	142	7345	173	3191	11054
2022	336	108	8243	216	4899	13802
	65.5%	-23.9%	12.2%	24.9%	53.5%	24.9%



# COUNTY TICKET VOLUME

YTD stats compared with previous year

Lincoln	3 HR	CNCL	NEW	RXMT	UPDT	Total Tickets
2021	386	61	7277	309	3120	11153
2022	402	56	6712	195	2681	10046
	4.1%	-8.2%	-7.8%	-36.9%	-14.1%	-9.9%

# COUNTY TICKET DISTRIBUTION

ALEXANDER	346
BETHLEHEM	34
ELLENDALE	15
HIDDENITE	23
KILBY	1
LITTLE RIVER	1
STONY POINT	15
TAYLORSVILLE	219
VASHTI	38



# COUNTY TICKET DISTRIBUTION

CATAWBA	3149
BANDY	3
BANOAK	2
BLACKBURN	1
BROOKFORD	1
CATAWBA	226
CLAREMONT	89
CONOVER	275
COOKSVILLE	1
DRUMS CROSSROADS	1
HICKORY	1459

LAKE NORMAN	15
LONG VIEW	26
MAIDEN	166
MOUNTAIN VIEW	12
NEWTON	462
OLIVERS CROSSROADS	1
PLATEAU	1
SAINT STEPHENS	14
SHERRILLS FORD	280
TERRELL	114

# COUNTY TICKET DISTRIBUTION

LINCOLN	2082
BELWOOD	3
BOGER CITY	2
CAT SQUARE	1
CROUSE	15
DENVER	1145
FLAY	5
HIGH SHOALS	1
IRON STATION	176
LINCOLNTON	403

LONG SHOALS	1
LOWESVILLE	49
MAIDEN	31
MARIPOSA	2
PUMPKIN CENTER	5
REEPSVILLE	1
SALEM	2
VALE	175
WESTPORT	65

# DAMAGES REPORTED FOR MAY 2022

ALAMANCE	5
ALEXANDER	1
ALLEGHANY	1
ANSON	5
ASHE	0
AVERY	1
BEAUFORT	0
BERTIE	0
BLADEN	2
BRUNSWICK	12
BUNCOMBE	24
BURKE	0
CABARRUS	43
CALDWELL	5
CAMDEN	1
CARTERET	5
CASWELL	0
CATAWBA	13
CHATHAM	6
CHEROKEE	0
CHOWAN	0
CLAY	1
CLEVELAND	4
COLUMBUS	1

CUMBERLAND	45
CURRITUCK	0
DARE	7
DAVIDSON	8
DAVIE	2
DUPLIN	1
DURHAM	45
EDGECOMBE	0
FORSYTH	42
FRANKLIN	10
GASTON	25
GATES	0
GRAHAM	1
GRANVILLE	2
GREENE	0
GUILFORD	52
HALIFAX	1
HARNETT	18
HAYWOOD	1
HENDERSON	7
HERTFORD	1
HOKE	2
HYDE	0
IREDELL	22
JACKSON	2

JOHNSTON	21
JONES	3
LEE	13
LENOIR	0
LINCOLN	11
MACON	0
MADISON	0
MARTIN	0
MCDOWELL	0
MECKLENBURG	191
MITCHELL	0
MONTGOMERY	1
MOORE	7
NASH	2
NEW HANOVER	16
NORTHAMPTON	0
ONSLOW	27
ORANGE	11
PAMLICO	1
PASQUOTANK	1
PENDER	6
PERQUIMANS	0
PERSON	1
PITT	37
POLK	2

RANDOLPH	9
RICHMOND	4
ROBESON	3
ROCKINGHAM	3
ROWAN	10
RUTHERFORD	4
SAMPSON	0
SCOTLAND	1
STANLY	3
STOKES	2
SURRY	4
SWAIN	0
TRANSYLVANIA	3
TYRRELL	0
UNION	53
VANCE	1
WAKE	165
WARREN	0
WASHINGTON	0
WATAUGA	2
WAYNE	2
WILKES	0
WILSON	13
YADKIN	0
YANCEY	0
RANDOLPH	9



# CALENDAR OF EVENTS



# MEETINGS

## NC811 Board Meeting

**2Q22**

**Friday, July 22nd, 2022**

8:30 am to 10:30 am

Chetola Resort at Blowing Rock

*contact Stephanie Brown for details.  
stephanie@nc811.org*

## NC Underground Damage Prevention Review Board

**Tuesday, August 4<sup>th</sup>, 2022**

NC811 Event Center - Greensboro

*Starts at 10 am*

*Visit: <https://udprb.nc.gov>*



# MEETINGS

## State UCC

**Tuesday, July 12<sup>th</sup>, 2022**

NC811 Events Center, Greensboro

*Starts at 10 am*

*Go to <https://ncucc.org/> for the virtual meeting link*

## NC Locate Resolution Partnership Committee

**Wednesday, July 20<sup>th</sup>, 2022**

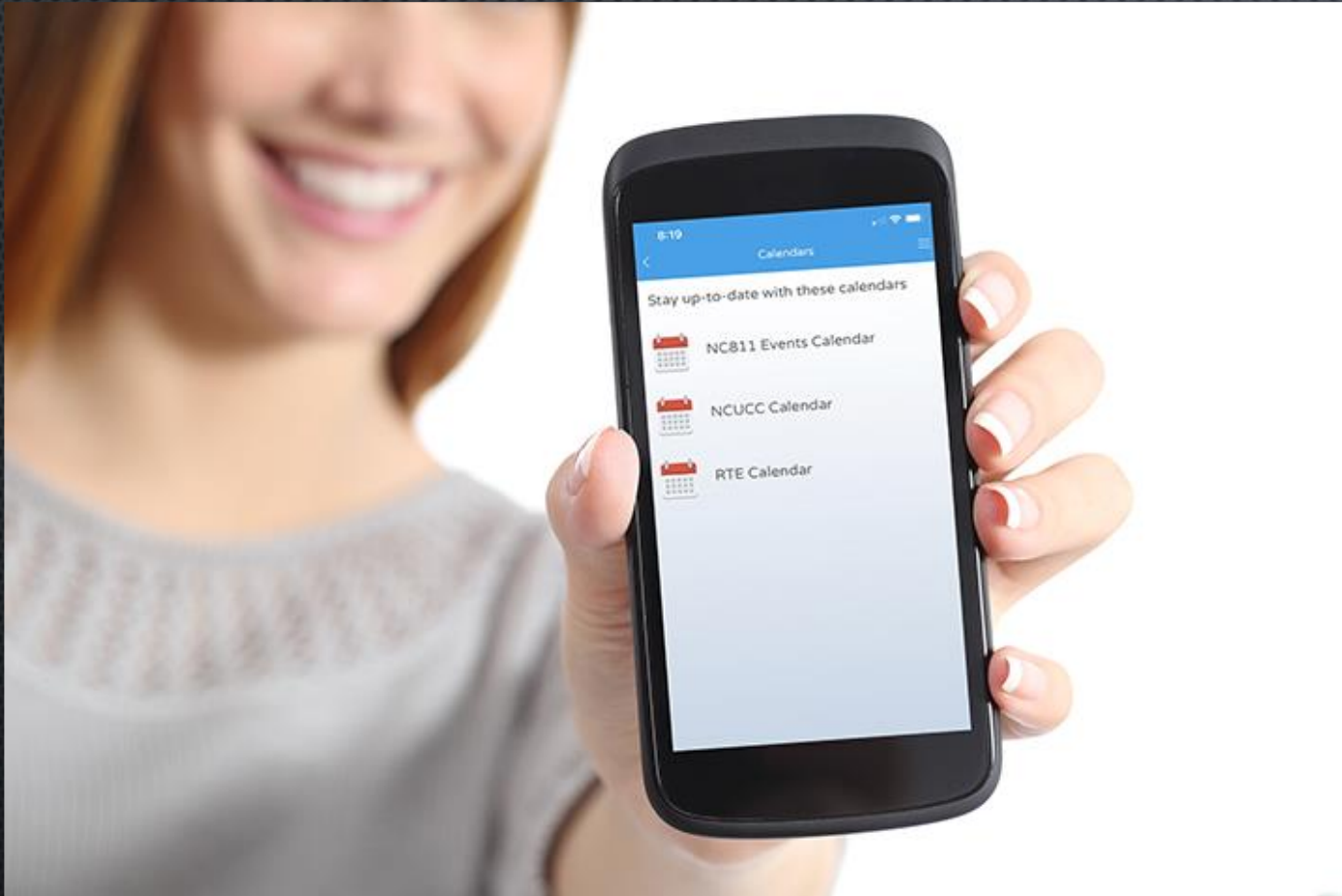
*Virtual Teams Meeting*

*11 am – 1 pm*

*Go to <https://ncucc.org/> for the virtual meeting link*



# CALENDAR



For information on NC811 & NCUCC events, visit the calendar section of [nc811.org](http://nc811.org) or the nc811 app.

# NC811 Education Team



**Ann Rushing**

Education Manager  
Office Phone: 336-855-5760  
Cell Phone: 336-944-5518  
email: annrushing@nc811.org



**Brian Morehouse**

Education Liaison - Western Region  
Office Phone: 336-855-5760  
Cell Phone: 336-482-6890  
email: bmorehouse@nc811.org



**Howard Corey**

Education Liaison - Eastern Region  
Office Phone: 336-855-5760  
Cell Phone: 336-317-5999  
email: howard@nc811.org



**Parrish Reddick**

Education Liaison - Piedmont Region  
Office Phone: 336-855-5760  
Cell Phone: 336-707-4528  
email: parrish@nc811.org



**Tami Groves**

Education Liaison - SW Region  
Office Phone: 336-855-5760  
Cell Phone: 336-601-8644  
email: tami@nc811.org



**Steven Moore**

Media Relations Specialist  
Office Phone: 336-855-5760  
Cell Phone: 336-382-4109  
email: smoore@nc811.org



Thank you for your time and attention.  
A copy of this presentation is available at  
**[www.ncucc.org](http://www.ncucc.org)**



If this meeting was virtual or hybrid, a video is available on [ncucc.org](http://ncucc.org). Go to County UCC's. The video will be listed under the month and year the meeting took place.





## Blue Ridge UCC Meeting

Meeting opened at 10:03 AM

Self-introductions were done.

City of Newton – water line on 16 has gone live.

Piedmont Natural Gas – business as usual.

Reach out to NCDOT to get them back to the UCC meetings.

PNG will be reaching out to contractors.

811 presentation given by Tami Groves.ñ

There will be no meeting for the month of July.

### Attendees

Chris Anthony – Piedmont Natural Gas

Phillip Lowe- Piedmont Natural Gas

Brandon Cook – City of Newton

Anthony Muñoz – Metronet

Myles Beaulrew – Piedmont Natural Gas

Tami Groves – NC811