

Lower Cape Fear UCC

County:

Date: 6 / 21 / 2022

[illegible]



# Virtual UCC Meetings

Follow these video instructions to find your virtual meeting link and how to make the most of the meeting in the new MICROSOFT TEAMS platform.

<https://www.youtube.com/watch?v=GC5zGkdxqb0>

In the chat section please type your name, company name & email.

Participant feature – raise hand. The meeting facilitator will acknowledge you.

Enter the meeting with your microphone on mute and unmute your mic when you need to speak.

Every meeting will be recorded, and the video will be posted on the [ncucc.org](https://ncucc.org) website. You can watch the meeting by using the video link provided on [ncucc.org](https://ncucc.org). Visit your county UCC page for a listing of past meeting videos.





# **NORTH CAROLINA 811**

**JUNE 2022**

**MONTHLY UPDATE**

**Lower Cape Fear UCC**



# A message from the NC811 Executive Director

Norfield launches Locator Logix! Visit here to view demo

<https://www.norfieldddp.com/locatorlogix.html>

LRPC continuing to work on trending “system noise” Can you help us eliminate some?

Letters were mailed to 89 excavators that caused a damage with no ticket.

Stay safe, stay hydrated and stay cool!



*Louis Panzer*



**Annual  
Subscriptions  
as low as \$375**

## IMPROVE THE SAFETY OF WORKSITES THROUGH ACCURATE AND ON-TIME LOCATES.


**Locator LOGiX** is a web-based locate management system designed for utilities and utility locators to manage their utility line locate requests sent by an 811 center.

Keep all parties in sync with advanced communication features such as alerts, broadcast messages from 811 centers, and even Electronic Positive Responses so utilities can communicate directly to the 811 center and excavators on the work being done.

**Locator LOGiX** modernizes your location procedures with state-of-the-art intelligence including advanced work planning, scheduling and load balancing capabilities.

**CLICK TO  
WATCH DEMO**

Contact us at [sales@norfielddp.com](mailto:sales@norfielddp.com)



## Core Features

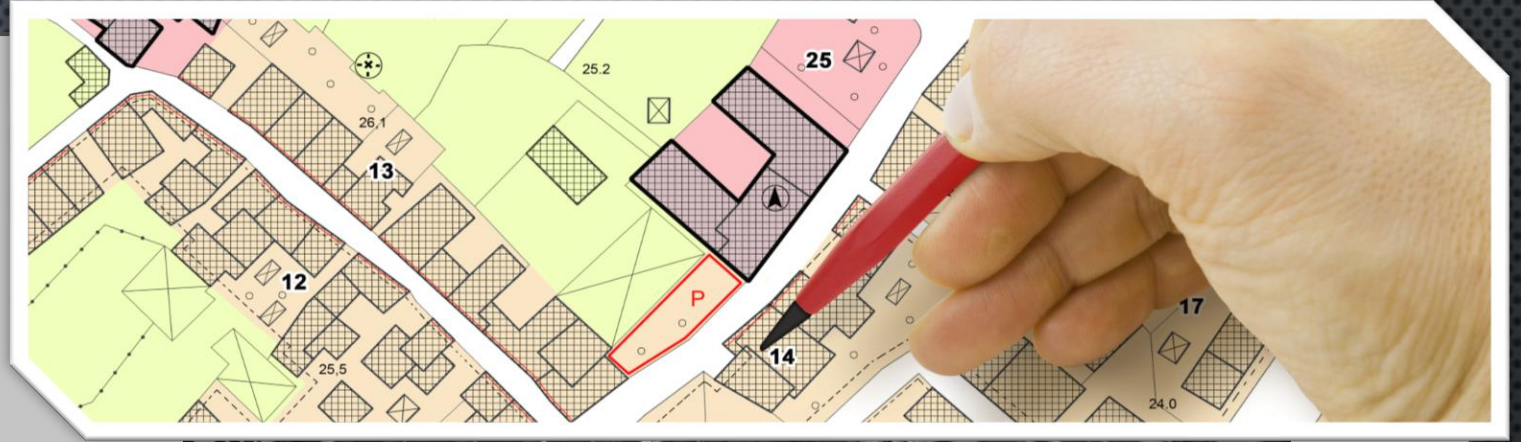
- RESPONSE AND LOCATOR ASSIGNMENTS
- PREDICTIVE ANALYTICS FOR RISK ASSESSMENT
- ACCURATE GIS MAPPING
- ROBUST REPORTING
- ADVANCED SEARCH FUNCTIONALITY
- ELECTRONIC POSITIVE RESPONSE (EPR)

<https://www.norfielddp.com/locatorlogix.html>





# Apartments on 1 parcel with multiple addresses



A ticket for each building address on the one parcel, helps both the excavator & the locator.





# NC811 Data Insights

Locate requests, transmissions,  
county ticket volume and distribution





# Locate Requests & Transmissions for NC

May. 2021 vs 2022

## **TICKETS**

2022: 218,177

2021: 190,330

Difference: 14.6%

## **TRANSMISSIONS**

2022: 1,162,546

2021: 1,053,726

Difference: 10.3%

Year-to-Date

## **TICKETS**

2022: 1,013,733

2021: 958,656

Difference: 5.7%

## **TRANSMISSIONS**

2022: 5,514,862

2021: 5,383,303

Difference: 2.4%

# COUNTY TICKET VOLUME

2022 stats compared with 2021

New Hanover	3 HR	CNCL	NEW	RXMT	UPDT	Total Tickets
2021	103	27	2498	77	967	3672
2022	101	29	2554	72	1050	3806
+/- Var	-1.9%	7.4%	2.2%	-6.5%	8.6%	3.6%
			Avg Locates per Day			190



# COUNTY TICKET VOLUME

2022 stats compared with 2021

Brunswick	3 HR	CNCL	NEW	RXMT	UPDT	Total Tickets
2021	67	28	3110	59	512	3776
2022	167	21	3441	93	1246	4968
+/- Var	149.3%	-25.0%	10.6%	57.6%	143.4%	31.6%
			Avg Locates per Day			248

# COUNTY TICKET VOLUME

2022 stats compared with 2021

Pender	3 HR	CNCL	NEW	RXMT	UPDT	Total Tickets
2021	30	18	863	21	320	1252
2022	79	10	1107	69	551	1816
+/- Var	163.3%	-44.4%	28.3%	228.6%	72.2%	45.0%
			Avg Locates per Day			91



# COUNTY TICKET VOLUME

YTD stats compared with previous year

New Hanover	3 HR	CNCL	NEW	RXMT	UPDT	Total Tickets
2021	737	180	13906	488	5094	20405
2022	356	112	12243	299	4923	17933
+/- Var	-51.7%	-37.8%	-12.0%	-38.7%	-3.4%	-12.1%
			Avg Locates per Day			172

# COUNTY TICKET VOLUME

YTD stats compared with previous year

Brunswick	3 HR	CNCL	NEW	RXMT	UPDT	Total Tickets
2021	335	140	15612	338	2674	19099
2022	609	158	16938	432	5285	23422
+/- Var	81.8%	12.9%	8.5%	27.8%	97.6%	22.6%
			Avg Locates per Day			225



# COUNTY TICKET VOLUME

YTD stats compared with previous year

Pender	3 HR	CNCL	NEW	RXMT	UPDT	Total Tickets
2021	121	72	4806	184	1624	6807
2022	210	50	4552	245	2024	7081
+/- Var	73.6%	-30.6%	-5.3%	33.2%	24.6%	4.0%
			Avg Locates per Day			68

# COUNTY TICKET DISTRIBUTION

County/Place	05 May
<b>NEW HANOVER</b>	<b>3806</b>
BAYSHORE	8
<b>CAROLINA BEACH</b>	<b>163</b>
<b>CASTLE HAYNE</b>	<b>162</b>
<b>KINGS GRANT</b>	<b>140</b>
KIRKLAND	59
KURE BEACH	42
MASONBORO	13
MURRAYSVILLE	33
MYRTLE GROVE	14
OGDEN	19
<b>WILMINGTON</b>	<b>3068</b>
WRIGHTSBORO	13
WRIGHTSVILLE BEACH	45



# COUNTY TICKET DISTRIBUTION

County/Place	05 May
<b>BRUNSWICK</b>	<b>4968</b>
ASH	30
BALD HEAD ISLAND	72
<b>BOILING SPRING LAKES</b>	<b>337</b>
<b>BOLIVIA</b>	<b>363</b>
<b>CALABASH</b>	<b>241</b>
CAROLINA SHORES	77
CASWELL BEACH	13
HOLDEN BEACH	87
<b>LELAND</b>	<b>1059</b>
NAVASSA	47
NORTHWEST	74


<b>OAK ISLAND</b>	<b>858</b>
<b>OCEAN ISLE BEACH</b>	<b>309</b>
<b>SAINT JAMES</b>	<b>106</b>
<b>SHALLOTTE</b>	<b>265</b>
<b>SOUTHPORT</b>	<b>503</b>
<b>SUNSET BEACH</b>	<b>163</b>
<b>SUPPLY</b>	<b>241</b>
WINNABOW	85

# COUNTY TICKET DISTRIBUTION

County/Place	05 May
<b>PENDER</b>	<b>1816</b>
<b>ATKINSON</b>	<b>132</b>
<b>BURGAW</b>	<b>122</b>
CURRIE	65
<b>HAMPSTEAD</b>	<b>787</b>
<b>ROCKY POINT</b>	<b>178</b>
<b>SURF CITY</b>	<b>169</b>
<b>TOPSAIL</b>	<b>280</b>
TOPSAIL BEACH	15
WILLARD	39





# DAMAGES REPORTED FOR MAY 2022



ALAMANCE	5
ALEXANDER	1
ALLEGHANY	1
ANSON	5
ASHE	0
AVERY	1
BEAUFORT	0
BERTIE	0
BLADEN	2
BRUNSWICK	12
BUNCOMBE	24
BURKE	0
CABARRUS	43
CALDWELL	5
CAMDEN	1
CARTERET	5
CASWELL	0
CATAWBA	13
CHATHAM	6
CHEROKEE	0
CHOWAN	0
CLAY	1
CLEVELAND	4
COLUMBUS	1

CUMBERLAND	45
CURRITUCK	0
DARE	7
DAVIDSON	8
DAVIE	2
DUPLIN	1
DURHAM	45
EDGEcombe	0
FORSYTH	42
FRANKLIN	10
GASTON	25
GATES	0
GRAHAM	1
GRANVILLE	2
GREENE	0
GUILFORD	52
HALIFAX	1
HARNETT	18
HAYWOOD	1
HENDERSON	7
HERTFORD	1
HOKE	2
HYDE	0
IREDELL	22
JACKSON	2

JOHNSTON	21
JONES	3
LEE	13
LENOIR	0
LINCOLN	11
MACON	0
MADISON	0
MARTIN	0
MCDOWELL	0
MECKLENBURG	191
MITCHELL	0
MONTGOMERY	1
MOORE	7
NASH	2
NEW HANOVER	16
NORTHAMPTON	0
ONslow	27
ORANGE	11
PAMLICO	1
PASQUOTANK	1
PENDER	6
PERQUIMANS	0
PERSON	1
PITT	37
POLK	2

RANDOLPH	9
RICHMOND	4
ROBESON	3
ROCKINGHAM	3
ROWAN	10
RUTHERFORD	4
SAMPSON	0
SCOTLAND	1
STANLY	3
STOKES	2
SURRY	4
SWAIN	0
TRANSYLVANIA	3
TYRRELL	0
UNION	53
VANCE	1
WAKE	165
WARREN	0
WASHINGTON	0
WATAUGA	2
WAYNE	2
WILKES	0
WILSON	13
YADKIN	0
YANCEY	0
RANDOLPH	9

# TOP 10 CALLERS FOR NEW HANOVER COUNTY

Rank	Name	Totals
1	MASTEC	790
2	SOUTHEASTERN CABLE CONTRACTORS	325
3	AT&T UTILITY OPERATIONS	200
4	SOUTHEAST CONNECTIONS, LLC	162
5	THOMSON CORDER & CO	88
6	ANSCO & ASSOCIATES, LLC	84
7	AT&T UTILITY OPERATIONS	65
8	M G M TECHNOLOGIES LLC	58
9	HONEYCUTT CONSTRUCTION SERVICES	55
10	MILAM PLUMBING	47

# TOP 10 CALLERS FOR BRUNSWICK COUNTY

Rank	Name	Totals
1	ATMC	692
2	QUANTA SERVICES	328
3	SOUTHEASTERN CABLE CONTRACTORS	256
4	CONNEX COMMUNICATIONS, INC	190
5	PRIME UTILITY CONSTRUCTION, LLC	187
6	LEE ELECTRIC	176
7	MASTEC	154
8	BRUNSWICK COUNTY PUBLIC UTILITIES	73
9	SOUTHEAST CONNECTIONS, LLC	73
10	STATE UTILITY CONTRACTORS	71



# TOP 10 CALLERS FOR PENDER COUNTY

Rank	Name	Totals
1	PIEDMONT UTILITY GROUP, LLC	271
2	MASTEC	169
3	SOUTHEASTERN CABLE CONTRACTORS	121
4	MID ATLANTIC CABLE SOLUTIONS	103
5	KVA COMMUNICATIONS	88
6	AT&T UTILITY OPERATIONS	73
7	MILAM PLUMBING	60
8	MASTEC	55
9	SOUTHEAST CONNECTIONS, LLC	49
10	JONES ONSLOW EMC	41

# CALENDAR OF EVENTS





# MEETINGS

## NC811 Board Meeting

**2Q22**

**Friday, July 22nd, 2022**

8:30 am to 10:30 am

Chetola Resort at Blowing Rock

*contact Stephanie Brown for details.  
stephanie@nc811.org*

## NC Underground Damage Prevention Review Board

**Thursday, August 4<sup>th</sup>, 2022**

NC811 Event Center - Greensboro

*Starts at 10 am*

*Visit: <https://udprb.nc.gov>*



# MEETINGS

## State UCC

**Tuesday, July 12<sup>th</sup>, 2022**

NC811 Events Center, Greensboro

*Starts at 10 am*

*Go to <https://ncucc.org/> for the virtual meeting link*

## NC Locate Resolution Partnership Committee

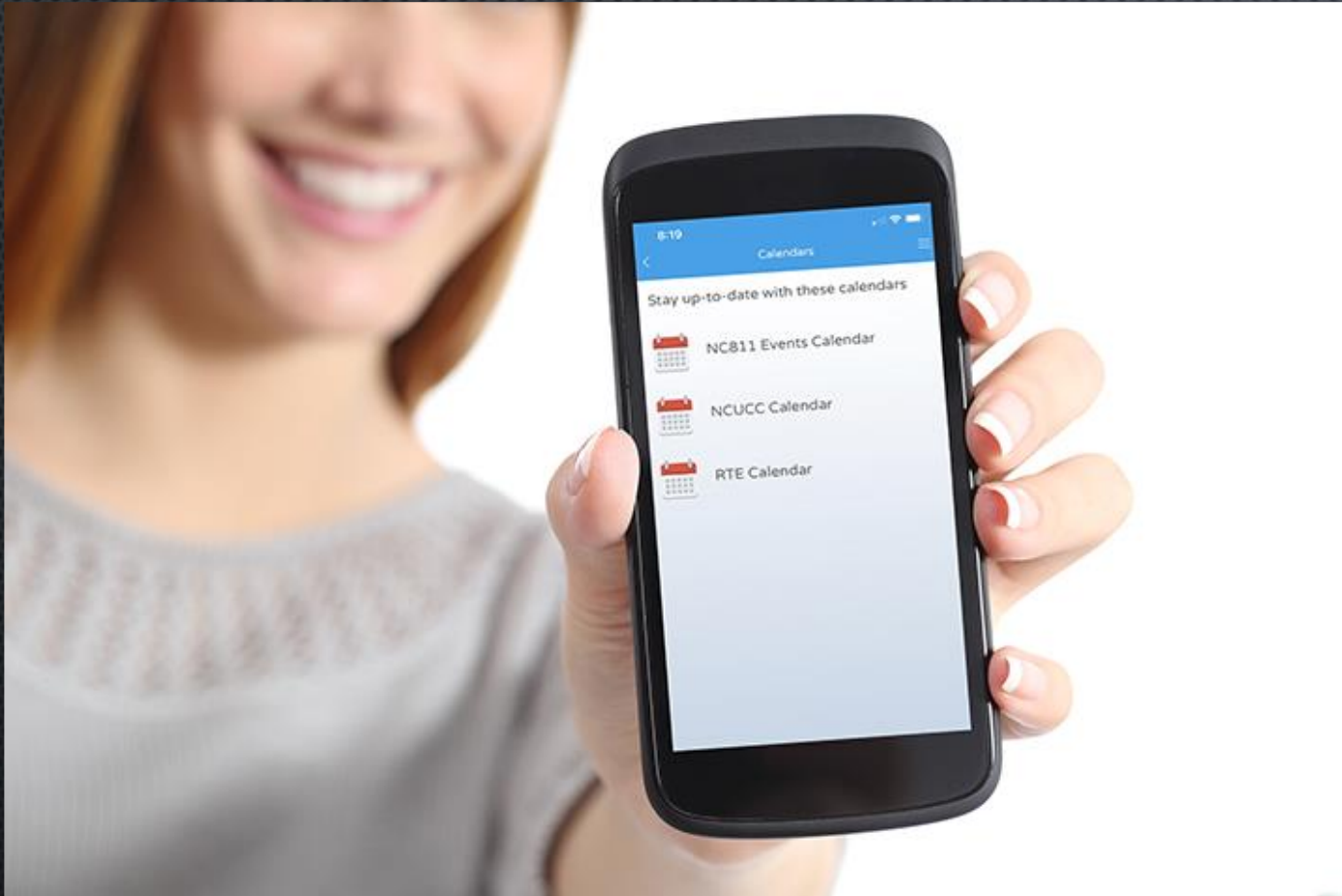
**Wednesday, July 20<sup>th</sup>, 2022**

*Virtual Teams Meeting*

*11 am – 1 pm*

*Go to <https://ncucc.org/> for the virtual meeting link*

# CALENDAR



For information on NC811 & NCUCC events, visit the calendar section of [nc811.org](http://nc811.org) or the nc811 app.



# NC811 Education Team



**Ann Rushing**

Education Manager  
Office Phone: 336-855-5760  
Cell Phone: 336-944-5518  
email: annrushing@nc811.org



**Brian Morehouse**

Education Liaison - Western Region  
Office Phone: 336-855-5760  
Cell Phone: 336-482-6890  
email: bmorehouse@nc811.org



**Howard Corey**

Education Liaison - Eastern Region  
Office Phone: 336-855-5760  
Cell Phone: 336-317-5999  
email: howard@nc811.org



**Parrish Reddick**

Education Liaison - Piedmont Region  
Office Phone: 336-855-5760  
Cell Phone: 336-707-4528  
email: parrish@nc811.org



**Tami Groves**

Education Liaison - SW Region  
Office Phone: 336-855-5760  
Cell Phone: 336-601-8644  
email: tami@nc811.org



**Steven Moore**

Media Relations Specialist  
Office Phone: 336-855-5760  
Cell Phone: 336-382-4109  
email: smoore@nc811.org



Thank you for your time and attention.  
A copy of this presentation is available at  
**[www.ncucc.org](http://www.ncucc.org)**



If this meeting was virtual or hybrid, a video is available on [ncucc.org](http://ncucc.org). Go to County UCC's. The video will be listed under the month and year the meeting took place.

