

Virtual UCC Meetings

Follow these video instructions to find your virtual meeting link and how to make the most of the meeting in the new MICROSOFT TEAMS platform.

<https://www.youtube.com/watch?v=GC5zGkdxqb0>

In the chat section please type your name, company name & email.

Participant feature – raise hand. The meeting facilitator will acknowledge you.

Enter the meeting with your microphone on mute and unmute your mic when you need to speak.

Every meeting will be recorded, and the video will be posted on the ncucc.org website. You can watch the meeting by using the video link provided on ncucc.org. Visit your county UCC page for a listing of past meeting videos.





NORTH CAROLINA 811

JUNE 2022

MONTHLY UPDATE

Jones/Onslow UCC

A message from the NC811 Executive Director

Norfield launches Locator Logix! Visit here to view demo

<https://www.norfielddp.com/locatorlogix.html>

LRPC continuing to work on trending “system noise” Can you help us eliminate some?

Letters were mailed to 89 excavators that caused a damage with no ticket.

Stay safe, stay hydrated and stay cool!



Louis Panzer



Annual
Subscriptions
as low as \$375




IMPROVE THE SAFETY OF WORKSITES THROUGH ACCURATE AND ON-TIME LOCATES.

Locator LOGiX is a web-based locate management system designed for utilities and utility locators to manage their utility line locate requests sent by an 811 center.

Keep all parties in sync with advanced communication features such as alerts, broadcast messages from 811 centers, and even Electronic Positive Responses so utilities can communicate directly to the 811 center and excavators on the work being done.

Locator LOGiX modernizes your location procedures with state-of-the-art intelligence including advanced work planning, scheduling and load balancing capabilities.



Core Features

- RESPONSE AND LOCATOR ASSIGNMENTS
- PREDICTIVE ANALYTICS FOR RISK ASSESSMENT
- ACCURATE GIS MAPPING
- ROBUST REPORTING
- ADVANCED SEARCH FUNCTIONALITY
- ELECTRONIC POSITIVE RESPONSE (EPR)

**CLICK TO
WATCH DEMO**

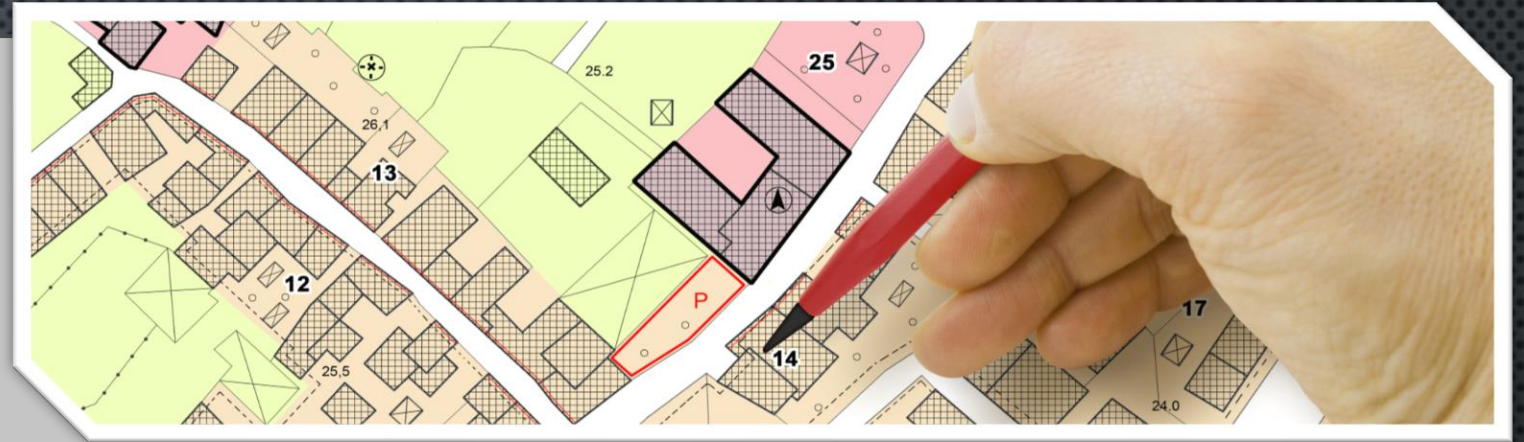
Contact us at sales@norfielddp.com



<https://www.norfielddp.com/locatorlogix.html>



Apartments on 1 parcel with multiple addresses



A ticket for each building address on the one parcel, helps both the excavator & the locator.



NC811 Data Insights

Locate requests, transmissions,
county ticket volume and distribution



Locate Requests & Transmissions for NC

May. 2021 vs 2022

TICKETS

2022: 218,177

2021: 190,330

Difference: 14.6%

TRANSMISSIONS

2022: 1,162,546

2021: 1,053,726

Difference: 10.3%

Year-to-Date

TICKETS

2022: 1,013,733

2021: 958,656

Difference: 5.7%

TRANSMISSIONS

2022: 5,514,862

2021: 5,383,303

Difference: 2.4%

COUNTY TICKET VOLUME

2022 stats compared with 2021

| Jones | 3 HR | CNCL | NEW | RXMT | UPDT | Total Tickets |
|--------------|-------------|-------------|-----------------|-------------|-------------|----------------------|
| 2021 | 38 | 4 | 181 | 4 | 155 | 382 |
| 2022 | 20 | 8 | 614 | 36 | 229 | 907 |
| +/- Var | -47.4% | 100.0% | 239.2% | 800.0% | 47.7% | 137.4% |
| | | | Locates per day | | | 45 |

COUNTY TICKET VOLUME

2022 stats compared with 2021

| Onslow | 3 HR | CNCL | NEW | RXMT | UPDT | Total Tickets |
|---------------|-------------|-------------|-----------------|-------------|-------------|----------------------|
| 2021 | 57 | 15 | 1769 | 75 | 610 | 2526 |
| 2022 | 42 | 18 | 2455 | 43 | 956 | 3514 |
| +/- Var | -26.3% | 20.0% | 38.8% | -42.7% | 56.7% | 39.1% |
| | | | Locates per day | | | 176 |

COUNTY TICKET VOLUME YTD stats compared with previous year

| Jones | 3 HR | CNCL | NEW | RXMT | UPDT | Total Tickets |
|-------|--------|--------|-----------------|--------|--------|---------------|
| 2021 | 49 | 15 | 633 | 19 | 314 | 1030 |
| 2022 | 23 | 58 | 1548 | 60 | 892 | 2581 |
| 4 | -53.1% | 286.7% | 144.5% | 215.8% | 184.1% | 150.6% |
| | | | Locates per day | | | 25 |

COUNTY TICKET VOLUME

YTD stats compared with previous year

| Onslow | 3 HR | CNCL | NEW | RXMT | UPDT | Total Tickets |
|---------|-------|-------|-----------------|--------|-------|---------------|
| 2021 | 155 | 100 | 8370 | 326 | 2388 | 11339 |
| 2022 | 226 | 131 | 11450 | 222 | 4015 | 16044 |
| +/- Var | 45.8% | 31.0% | 36.8% | -31.9% | 68.1% | 41.5% |
| | | | Locates per day | | | 154 |

COUNTY TICKET DISTRIBUTION

| County/Place | 05 May |
|----------------------|---------------|
| JONES | 907 |
| CASWELL | 54 |
| COMFORT | 2 |
| HARGETTS CROSSROADS | 60 |
| JONES CORNER | 84 |
| LONG POINT | 2 |
| MAYSVILLE | 18 |
| PLEASANT HILL | 5 |
| POLLOCKS | 1 |
| POLLOCKSVILLE | 221 |
| TRENTON | 456 |
| WISE FORK | 4 |

COUNTY TICKET DISTRIBUTION

| | |
|---------------------|---------------|
| County/Place | 05 May |
| ONSLOW | 3514 |
| ALDERSGATE | 2 |
| ANGOLA | 2 |
| ARAGONA VILLAGE | 1 |
| BEAR CREEK | 1 |
| BELGRADE | 11 |
| BELL FORK | 1 |
| CAMP LEJEUNE | 179 |
| CATHERINE LAKE | 1 |
| COUNTRY CLUB HILLS | 1 |
| DEPPE | 2 |
| GUM BRANCH | 1 |
| GURGANUS | 1 |
| HALF MOON | 30 |
| HAW BRANCH | 2 |

| | |
|---------------------|-------------|
| HOLLY RIDGE | 217 |
| HUBERT | 178 |
| JACKSONVILLE | 2147 |
| MIDWAY PARK | 15 |
| MONTCLAIR | 1 |
| NEW RIVER STATION | 12 |
| NORTH TOPSAIL BEACH | 70 |
| PALA ALTO | 1 |
| PERU | 1 |
| PINEY GREEN | 106 |
| PUMPKIN CENTER | 4 |
| RICHLANDS | 131 |
| SNEADS FERRY | 219 |
| SURF CITY | 29 |
| SWANSBORO | 128 |

| | |
|-------------------|---|
| TARAWA TERRACE I | 6 |
| VERONA | 8 |
| WHITE OAK ESTATES | 4 |
| WILLOW WOODS | 2 |

DAMAGES REPORTED FOR MAY 2022

| | |
|-----------|----|
| ALAMANCE | 5 |
| ALEXANDER | 1 |
| ALLEGHANY | 1 |
| ANSON | 5 |
| ASHE | 0 |
| AVERY | 1 |
| BEAUFORT | 0 |
| BERTIE | 0 |
| BLADEN | 2 |
| BRUNSWICK | 12 |
| BUNCOMBE | 24 |
| BURKE | 0 |
| CABARRUS | 43 |
| CALDWELL | 5 |
| CAMDEN | 1 |
| CARTERET | 5 |
| CASWELL | 0 |
| CATAWBA | 13 |
| CHATHAM | 6 |
| CHEROKEE | 0 |
| CHOWAN | 0 |
| CLAY | 1 |
| CLEVELAND | 4 |
| COLUMBUS | 1 |

| | |
|------------|----|
| CUMBERLAND | 45 |
| CURRITUCK | 0 |
| DARE | 7 |
| DAVIDSON | 8 |
| DAVIE | 2 |
| DUPLIN | 1 |
| DURHAM | 45 |
| EDGECOMBE | 0 |
| FORSYTH | 42 |
| FRANKLIN | 10 |
| GASTON | 25 |
| GATES | 0 |
| GRAHAM | 1 |
| GRANVILLE | 2 |
| GREENE | 0 |
| GUILFORD | 52 |
| HALIFAX | 1 |
| HARNETT | 18 |
| HAYWOOD | 1 |
| HENDERSON | 7 |
| HERTFORD | 1 |
| HOKE | 2 |
| HYDE | 0 |
| IREDELL | 22 |
| JACKSON | 2 |



| | |
|-------------|-----|
| JOHNSTON | 21 |
| JONES | 3 |
| LEE | 13 |
| LENOIR | 0 |
| LINCOLN | 11 |
| MACON | 0 |
| MADISON | 0 |
| MARTIN | 0 |
| MCDOWELL | 0 |
| MECKLENBURG | 191 |
| MITCHELL | 0 |
| MONTGOMERY | 1 |
| MOORE | 7 |
| NASH | 2 |
| NEW HANOVER | 16 |
| NORTHAMPTON | 0 |
| ONSLow | 27 |
| ORANGE | 11 |
| PAMLICO | 1 |
| PASQUOTANK | 1 |
| PENDER | 6 |
| PERQUIMANS | 0 |
| PERSON | 1 |
| PITT | 37 |
| POLK | 2 |



| | |
|--------------|-----|
| RANDOLPH | 9 |
| RICHMOND | 4 |
| ROBESON | 3 |
| ROCKINGHAM | 3 |
| ROWAN | 10 |
| RUTHERFORD | 4 |
| SAMPSON | 0 |
| SCOTLAND | 1 |
| STANLY | 3 |
| STOKES | 2 |
| SURRY | 4 |
| SWAIN | 0 |
| TRANSYLVANIA | 3 |
| TYRRELL | 0 |
| UNION | 53 |
| VANCE | 1 |
| WAKE | 165 |
| WARREN | 0 |
| WASHINGTON | 0 |
| WATAUGA | 2 |
| WAYNE | 2 |
| WILKES | 0 |
| WILSON | 13 |
| YADKIN | 0 |
| YANCEY | 0 |
| RANDOLPH | 9 |

TOP 10 CALLERS FOR JONES COUNTY

| Rank | Name | Totals |
|-------------|---------------------------------------|---------------|
| 1 | STRATEGIC UTILITIES LLC | 155 |
| 2 | HERRERA UTILITIES LLC | 149 |
| 3 | BROADBAND SPECIALISTS | 125 |
| 4 | SPECTRUM | 58 |
| 5 | STRICKLAND UNDERGROUND UTILITIES, INC | 54 |
| 6 | CABLE EAST, INC | 54 |
| 7 | STRICKLAND UNDERGROUND | 46 |
| 8 | JONES ONSLOW EMC | 36 |
| 9 | CROSS COUNTRY UNDERGROUND LLC | 21 |
| 10 | THIRD PARTY CONSTRUCTION SERVICES | 21 |

TOP 10 CALLERS FOR ONSLOW COUNTY

| Rank | Name | Totals |
|-------------|-------------------------------------|---------------|
| 1 | ISA CONSTRUCTION, INC | 378 |
| 2 | SOUTHEASTERN CABLE CONTRACTORS | 336 |
| 3 | SPECIALTY APPLICATORS | 200 |
| 4 | PARKER STOCKSTILL CONSTRUCTION, INC | 172 |
| 5 | UTILITY NETWORK SOLUTIONS, LLC | 170 |
| 6 | MASTEC | 147 |
| 7 | PIEDMONT UTILITY GROUP, LLC | 144 |
| 8 | 4 SEASONS DEMOLITION, INC. | 110 |
| 9 | UCW | 87 |
| 10 | THORNTONS PLUMBING | 86 |

CALENDAR OF EVENTS



MEETINGS

NC811 Board Meeting

2Q22

Friday, July 22nd, 2022

8:30 am to 10:30 am

Chetola Resort at Blowing Rock

*contact Stephanie Brown for details.
stephanie@nc811.org*

NC Underground Damage Prevention Review Board

Thursday, August 4th, 2022

NC811 Event Center - Greensboro
Starts at 10 am

Visit: <https://udprb.nc.gov>

MEETINGS

State UCC

Tuesday, July 12th, 2022

NC811 Events Center, Greensboro

Starts at 10 am

Go to <https://ncucc.org/> for the virtual meeting link

NC Locate Resolution Partnership Committee

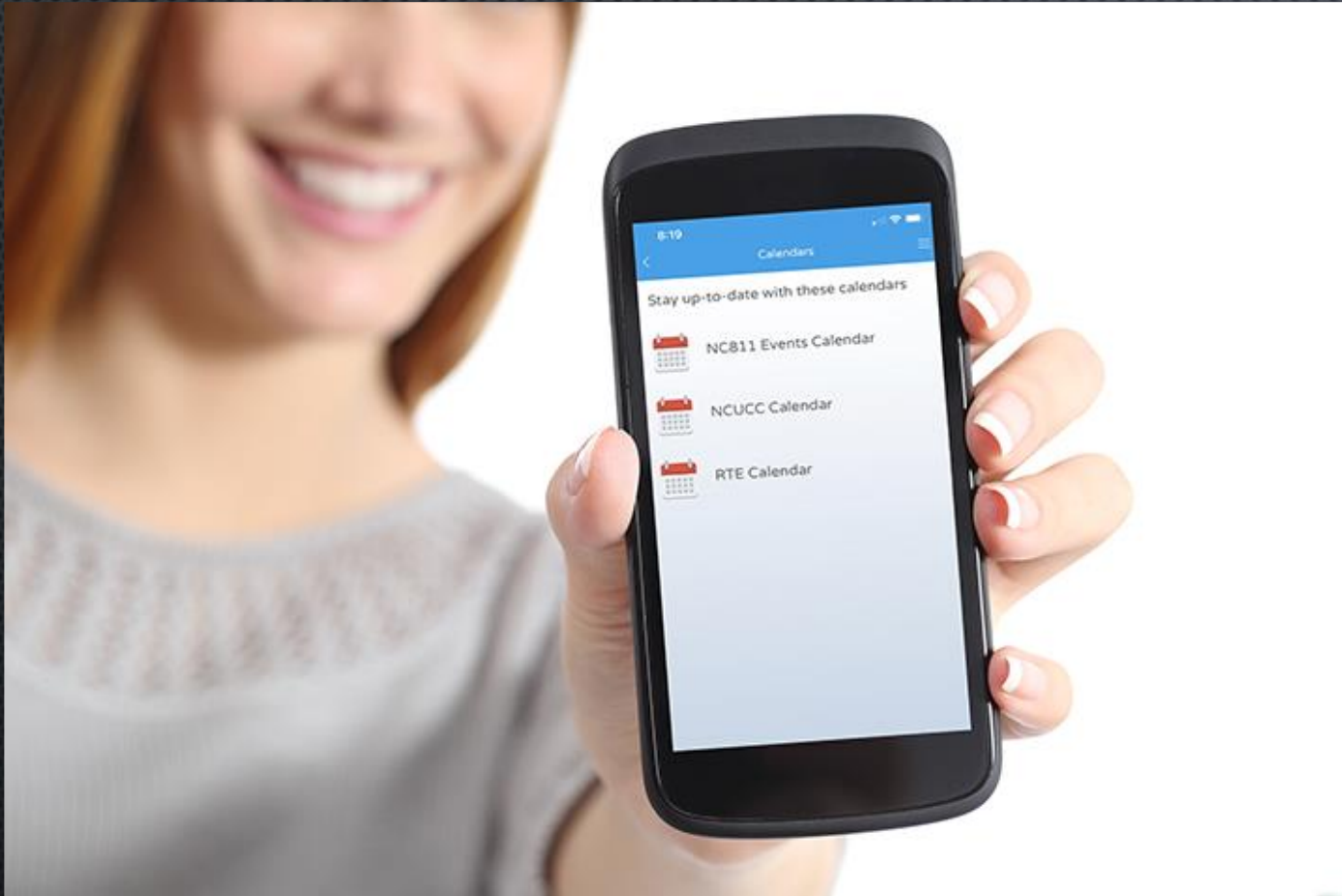
Wednesday, July 20th, 2022

Virtual Teams Meeting

11 am – 1 pm

Go to <https://ncucc.org/> for the virtual meeting link

CALENDAR



For information on NC811 & NCUCC events, visit the calendar section of nc811.org or the nc811 app.

NC811 Education Team



Ann Rushing
Education Manager
Office Phone: 336-855-5760
Cell Phone: 336-944-5518
email: annrushing@nc811.org



Brian Morehouse
Education Liaison - Western Region
Office Phone: 336-855-5760
Cell Phone: 336-482-6890
email: bmorehouse@nc811.org



Howard Corey
Education Liaison - Eastern Region
Office Phone: 336-855-5760
Cell Phone: 336-317-5999
email: howard@nc811.org



Parrish Reddick
Education Liaison - Piedmont Region
Office Phone: 336-855-5760
Cell Phone: 336-707-4528
email: parrish@nc811.org



Tami Groves
Education Liaison - SW Region
Office Phone: 336-855-5760
Cell Phone: 336-601-8644
email: tami@nc811.org



Steven Moore
Media Relations Specialist
Office Phone: 336-855-5760
Cell Phone: 336-382-4109
email: smoore@nc811.org

Thank you for your time and attention.
A copy of this presentation is available at
www.ncucc.org



If this meeting was virtual or hybrid, a video is available on ncucc.org. Go to County UCC's. The video will be listed under the month and year the meeting took place.

