

## UCC Sign-In Sheet

County: Lower Cape Fear Date: 7/19/2022

[illegible]

# Virtual UCC Meetings

Follow these video instructions to find your virtual meeting link and how to make the most of the meeting in the new MICROSOFT TEAMS platform.

<https://www.youtube.com/watch?v=GC5zGkdxqb0>

In the chat section please type your name, company name & email.

Participant feature – raise hand. The meeting facilitator will acknowledge you.

Enter the meeting with your microphone on mute and unmute your mic when you need to speak.

Every meeting will be recorded, and the video will be posted on the ncucc.org website. You can watch the meeting by using the video link provided on ncucc.org. Visit your county UCC page for a listing of past meeting videos.





# JULY 2022



## Lower Cape Fear UCC





**He who fails to  
plan is planning  
to fail.**

---

**WINSTON CHURCHILL**



# A message from the NC811 Executive Director

- LRPC - New batch of letters sent for no call damages
- Hosting CGA summer meetings at Grandover, July 25-28. Not a member? Use the link below to register.
- <https://app.smartsheet.com/b/form/585b31295ed84d8cade4197876f56254>
- Remember to make sure your locators are placing member ID with marks. It's not just a good idea: it's the law.
- It's hot out there: hydrate!



*Louis Panzer*


# We're searching for you!

We have a career opportunity open for an  
Education Liaison in our Western NC region.

Do you have what it takes?



<https://nc811.org/about/> and click on “Employment”





# ID Your Marks



Locators, be sure to identify the facility operator who owns the line being marked.

See the Underground Utility Safety and Damage Prevention Act section 87-121 (1a) for marking identity info



# Creating a Damage Ticket vs. Reporting damages with Dirt Lite

[Home](#)[About NC811](#)[Resources ▾](#)[Apps & Tools ▾](#)[Education ▾](#)[Social Media ▾](#)[Links ▾](#)

## Report a Damage

It is the LAW for excavators to report damages to NC811 and the facility owner/operator. At this time, this can only be done by calling 811 to speak with an NC811 representative.

### DIRT LITE

DIRT Lite is solely used by the member facility owner/operator to report an incident that occurred to their facility only; **member facility owners must contact NC811 directly** in the event they have caused a damage to another member facility owner/operator's facilities.

[Submit damage info to DIRT Lite](#)

If the damage resulted in a violation of the Underground Utility Safety & Damage Prevention Act, please report the alleged violation.

[Report an alleged violation to the law](#)[View DIRT reports on the CGA website](#)







# NC811 Data Insights

Locate requests, transmissions,  
county ticket volume and distribution



# Locate Requests & Transmissions Breakdown

June 2021 vs 2022

## **TICKETS**

2022: 224,797

2021: 210,816

Difference: 6.6%

## **TRANSMISSIONS**

2022: 1,201,095

2021: 1,172,567

Difference: 2.4%



Year-to-Date

## **TICKETS**

2022: 1,238,530

2021: 1,169,472

Difference: 5.9%

## **TRANSMISSIONS**

2022: 6,715,957

2021: 6,555,870

Difference: 2.4%



# County ticket volume

2022 stats compared with 2021

New Hanover	3 HR	CNCL	NEW	RXMT	UPDT	Total Tickets
2021	87	30	2763	74	1009	3963
2022	107	20	2503	116	1140	3886
+/- Var	23.0%	-33.3%	-9.4%	56.8%	13.0%	-1.9%
			Avg Locates per Day			185

# County ticket volume

2022 stats compared with 2021

Brunswick	3 HR	CNCL	NEW	RXMT	UPDT	Total Tickets
2021	81	33	3380	52	676	4222
2022	166	31	3259	134	1487	5077
+/- Var	104.9%	-6.1%	-3.6%	157.7%	120.0%	20.3%
			Avg Locates per Day			242



# County ticket volume

2022 stats compared with 2021

Pender	3 HR	CNCL	NEW	RXMT	UPDT	Total Tickets
2021	18	14	885	18	333	1268
2022	165	9	987	61	797	2019
+/- Var	816.7%	-35.7%	11.5%	238.9%	139.3%	59.2%
			Avg Locates per Day			96

# County ticket volume

YTD stats compared with previous year

New Hanover	3 HR	CNCL	NEW	RXMT	UPDT	Total Tickets
2021	824	210	16669	562	6103	24368
2022	463	132	14746	415	6063	21819
+/- Var	-43.8%	-37.1%	-11.5%	-26.2%	-0.7%	-10.5%
			Avg Locates per Day			175

# County ticket volume

YTD stats compared with previous year

Brunswick	3 HR	CNCL	NEW	RXMT	UPDT	Total Tickets
2021	416	173	18992	390	3350	23321
2022	775	189	20197	566	6772	28499
+/- Var	86.3%	9.2%	6.3%	45.1%	102.1%	22.2%
			Avg Locates per Day			228



# County ticket volume

YTD stats compared with previous year

Pender	3 HR	CNCL	NEW	RXMT	UPDT	Total Tickets
2021	139	86	5691	202	1957	8075
2022	375	59	5539	306	2821	9100
+/- Var	169.8%	-31.4%	-2.7%	51.5%	44.1%	12.7%
			Avg Locates per Day			73

# County ticket distribution

County/Place	06 Jun
<b>NEW HANOVER</b>	<b>3886</b>
BAYSHORE	6
<b>CAROLINA BEACH</b>	<b>248</b>
<b>CASTLE HAYNE</b>	<b>181</b>
<b>KINGS GRANT</b>	<b>151</b>
KIRKLAND	51
KURE BEACH	47
MASONBORO	7
MURRAYSVILLE	16
MYRTLE GROVE	23
OGDEN	11
SILVER LAKE	8
<b>WILMINGTON</b>	<b>3077</b>
WRIGHTSBORO	5
WRIGHTSVILLE BEACH	46

# County ticket distribution

County/Place	06 Jun
<b>BRUNSWICK</b>	<b>5077</b>
ASH	23
BALD HEAD ISLAND	41
BELVILLE	24
<b>BOILING SPRING LAKES</b>	<b>206</b>
<b>BOLIVIA</b>	<b>414</b>
<b>CALABASH</b>	<b>252</b>
CAROLINA SHORES	67
CASWELL BEACH	9
HOLDEN BEACH	51
<b>LELAND</b>	<b>1163</b>
NAVASSA	41
<b>NORTHWEST</b>	<b>222</b>
<b>OAK ISLAND</b>	<b>849</b>


<b>OCEAN ISLE BEACH</b>	<b>376</b>
<b>SAINT JAMES</b>	<b>125</b>
SEASIDE	9
<b>SHALLOTTE</b>	<b>249</b>
<b>SOUTHPORT</b>	<b>463</b>
<b>SUNSET BEACH</b>	<b>133</b>
<b>SUPPLY</b>	<b>238</b>
TOWN CREEK	15
VARNAMTOWN	8
WINNABOW	85



# County ticket distribution



County/Place	06 Jun
<b>PENDER</b>	<b>2019</b>
<b>ATKINSON</b>	<b>281</b>
BURGAW	85
CURRIE	83
<b>HAMPSTEAD</b>	<b>834</b>
<b>ROCKY POINT</b>	<b>148</b>
SCOTTS HILL	22
<b>SURF CITY</b>	<b>190</b>
<b>TOPSAIL</b>	<b>302</b>
TOPSAIL BEACH	20
WATHA	9
WILLARD	29

# Damages Reported for June 2022



ALAMANCE	7
ALEXANDER	1
ALLEGHANY	1
ANSON	0
ASHE	1
AVERY	1
BEAUFORT	0
BERTIE	1
BLADEN	7
BRUNSWICK	21
BUNCOMBE	21
BURKE	3
CABARRUS	57
CALDWELL	8
CAMDEN	0
CARTERET	3
CASWELL	0
CATAWBA	19
CHATHAM	8
CHEROKEE	0
CHOWAN	0
CLAY	1
CLEVELAND	3
COLUMBUS	4
CRAVEN	18

CUMBERLAND	53
CURRITUCK	4
DARE	8
DAVIDSON	17
DAVIE	7
DUPLIN	1
DURHAM	57
EDGECOMBE	0
FORSYTH	62
FRANKLIN	7
GASTON	18
GATES	1
GRAHAM	0
GRANVILLE	5
GREENE	3
GUILFORD	76
HALIFAX	0
HARNETT	23
HAYWOOD	2
HENDERSON	16
HERTFORD	0
HOKE	8
HYDE	0
IREDELL	29
JACKSON	1

JOHNSTON	21
JONES	5
LEE	9
LENOIR	3
LINCOLN	5
MACON	1
MADISON	0
MARTIN	0
MCDOWELL	3
MECKLENBURG	189
MITCHELL	1
MONTGOMERY	1
MOORE	7
NASH	4
NEW HANOVER	14
NORTHAMPTON	0
ONslow	42
ORANGE	13
PAMLICO	3
PASQUOTANK	4
PENDER	22
PERQUIMANS	1
PERSON	1
PITT	34
POLK	4

RANDOLPH	13
RICHMOND	0
ROBESON	13
ROCKINGHAM	5
ROWAN	12
RUTHERFORD	0
SAMPSON	2
SCOTLAND	1
STANLY	10
STOKES	3
SURRY	3
SWAIN	0
TRANSYLVANIA	7
TYRRELL	0
UNION	47
VANCE	3
WAKE	205
WARREN	1
WASHINGTON	1
WATAUGA	1
WAYNE	3
WILKES	4
WILSON	13
YADKIN	1
YANCEY	0

# Top 10 Callers for New Hanover County

Rank	Name	Totals
1	MASTEC	842
2	SOUTHEASTERN CABLE CONTRACTORS	285
3	AT&T UTILITY OPERATIONS	248
4	SOUTHEAST CONNECTIONS, LLC	119
5	THOMSON CORDER & CO	115
6	ANSCO & ASSOCIATES, LLC	115
7	BALFOUR BEATTY INFRASTRUCTURE, INC	90
8	MILAM PLUMBING	90
9	HONEYCUTT CONSTRUCTION SERVICES	65
10	M G M TECHNOLOGIES LLC	45



# Top 10 Callers for Brunswick County

Rank	Name	Totals
1	ATMC	674
2	PRIME UTILITY CONSTRUCTION, LLC	435
3	QUANTA SERVICES	349
4	SOUTHEASTERN CABLE CONTRACTORS	178
5	MASTEC	165
6	CONNEX COMMUNICATIONS, INC	165
7	QUANTA SERVICES	120
8	SOUTHEAST CONNECTIONS, LLC	113
9	BRUNSWICK COUNTY PUBLIC UTILITIES	97
10	AT&T UTILITY OPERATIONS	63

# Top 10 Callers for Pender County

Rank	Name	Totals
1	PIEDMONT UTILITY GROUP, LLC	360
2	KVA COMMUNICATIONS	164
3	MASTEC	155
4	MASTEC	126
5	SOUTHEASTERN CABLE CONTRACTORS	113
6	AT&T UTILITY OPERATIONS	87
7	SOUTHEAST CONNECTIONS, LLC	57
8	MILAM PLUMBING	51
9	MID ATLANTIC CABLE SOLUTIONS	39
10	MASTEC NETWORK SOLUTIONS	34

# CALENDAR OF EVENTS





# MEETINGS

## **NC811 Board Meeting**

**2Q22**

**Friday, July 22nd, 2022**

**8:30 am to 10:30 am**

**Chetola Resort at Blowing Rock**

*contact Stephanie Brown for  
details. [stephanie@nc811.org](mailto:stephanie@nc811.org)*

## **NC Underground Damage Prevention Review Board**

**Tuesday, Aug. 4th, 2022**

**NC811 Events**

**Center, Greensboro**

*Starts at 10 am*

*Visit: <https://udprb.nc.gov>*



# MEETINGS

## State UCC

**Tuesday, July 12<sup>th</sup>, 2022**

NC811 Events Center,  
Greensboro

*Hybrid Meeting  
Starts at 10 am*

*Go to <https://ncucc.org/> for  
the virtual meeting link*

## NC Locate Resolution Partnership Committee

**Wednesday, July 20<sup>th</sup>, 2022**

*TEAMS Meeting  
11 am – 1 pm*

*Go to <https://ncucc.org/> for the  
virtual meeting link*





# CALENDAR

For information on NC811 & NCUCC events, visit the calendar section of [nc811.org](https://nc811.org) or the nc811 app.



# NC811 Education Team



**Ann Rushing**  
Education Manager  
Office Phone: 336-855-5760  
Cell Phone: 336-944-5518  
email: annrushing@nc811.org



**Brian Morehouse**  
Education Liaison - Western Region  
Office Phone: 336-855-5760  
Cell Phone: 336-482-6890  
email: bmorehouse@nc811.org



**Howard Corey**  
Education Liaison - Eastern Region  
Office Phone: 336-855-5760  
Cell Phone: 336-317-5999  
email: howard@nc811.org



**Parrish Reddick**  
Education Liaison - Piedmont Region  
Office Phone: 336-855-5760  
Cell Phone: 336-707-4528  
email: parrish@nc811.org



**Tami Groves**  
Education Liaison - SW Region  
Office Phone: 336-855-5760  
Cell Phone: 336-601-8644  
email: tami@nc811.org



**Steven Moore**  
Media Relations Specialist  
Office Phone: 336-855-5760  
Cell Phone: 336-382-4109  
email: smoore@nc811.org



Thank you for your time and attention.  
A copy of this presentation is available at  
**[www.ncucc.org](http://www.ncucc.org)**



If this meeting was virtual or hybrid, a video is available on [ncucc.org](http://ncucc.org). Go to County UCC's. The video will be listed under the month and year the meeting took place.