

## UCC Sign-In Sheet

County:

Date:

11/15/2022

[illegible]



In the chat section please type your name, company name & email.

Participant feature – raise hand. The meeting facilitator will acknowledge you.

Enter the meeting with your microphone on mute and unmute your mic when you need to speak.

Every meeting will be recorded, and the video will be posted on the [ncucc.org](https://ncucc.org) website. You can watch the meeting by using the video link provided on [ncucc.org](https://ncucc.org). Visit your county UCC page for a listing of past meeting videos.





# MONTHLY UPDATE

---

# NOVEMBER 2022

*Lower Cape Fear UCC*



# Safety Moment: DEER HIT





# A few words from Louis Panzer

---

- DIRT report released: damages trending flat or slightly up
- New membership agreements being required for associate members.  
Clarifying the release of liability to NC 811 of actions taken by those members.
- Congratulations to Bobby Gurganus as our very first recipient of the safe digging challenge coin!







# ID Your Marks



Locators, be sure to identify the facility operator who owns the line being marked.

See the Underground Utility Safety and Damage Prevention Act section 87-121 (1a) for marking identity info

## PLEASE NOTE

If the diameter or width of the facility is greater than four inches, the dimension of the facility shall be indicated at least every 50 feet in the area of the proposed excavation or demolition. An operator who operates multiple facilities in the area of the proposed excavation or demolition shall locate each facility.

The operator's identity, marked as provided in subdivision (1) of this subsection, in the area where the proposed excavation or demolition is to occur. At a minimum, the operator's identity shall be marked at the beginning point, at intervals of 200 linear feet, and at the end point of the proposed excavation or demolition.

50  
feet

8"

8"

8"

8"

ABC Gas Company

200  
feet





**Our first Safe Digging  
Partner Most Valuable  
Professional Award goes  
to Bobby Gurganus with  
Piedmont Natural Gas**



**Damage Prevention Most Valuable Professional**  
<https://nc811.org/coin-challenge/>



# NC811 Data Insights

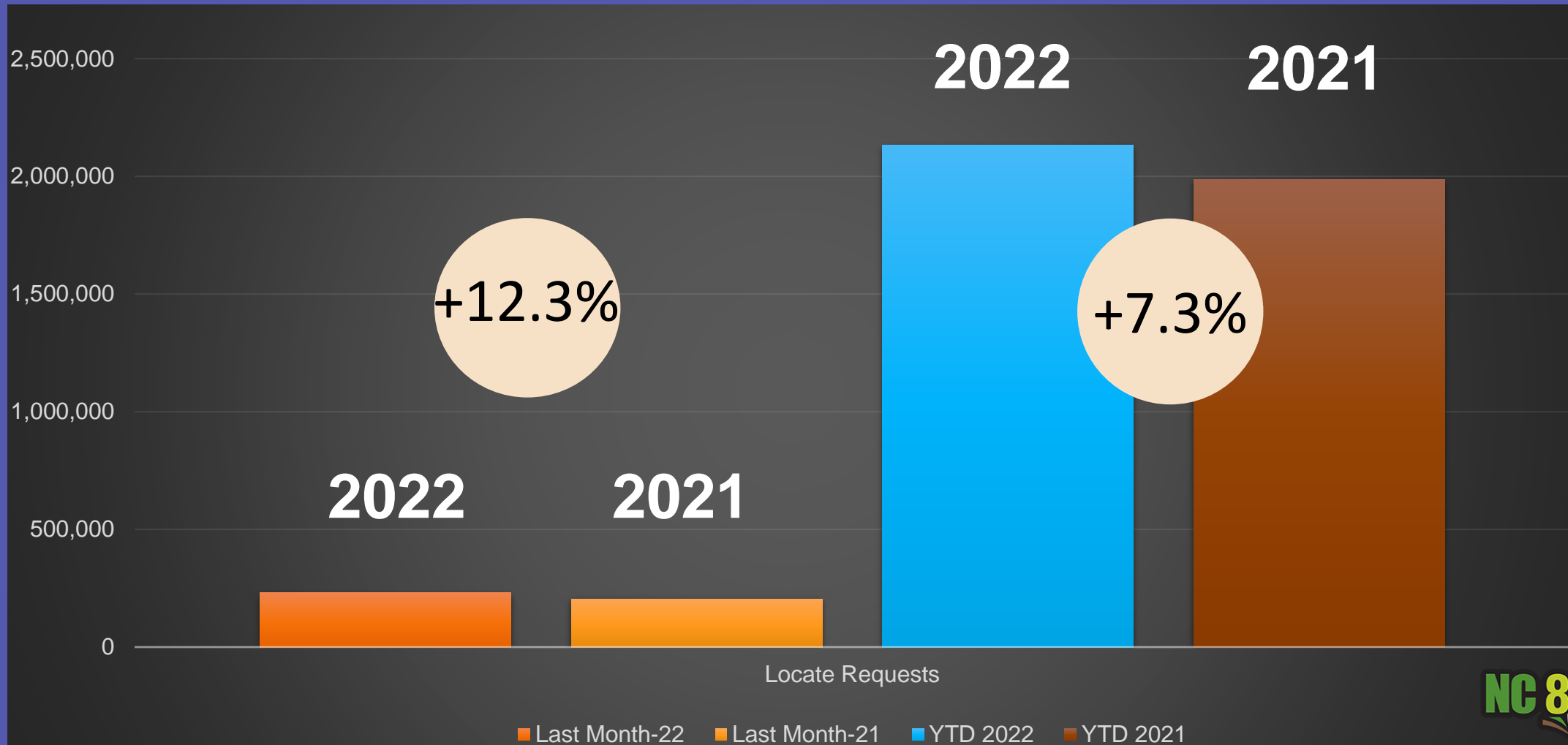
- ✓ Locate requests
- ✓ Transmissions
- ✓ County ticket volume and distribution





# LOCATE REQUESTS IN NORTH CAROLINA

OCT 2022 vs 2021      YTD 2022 vs 2021

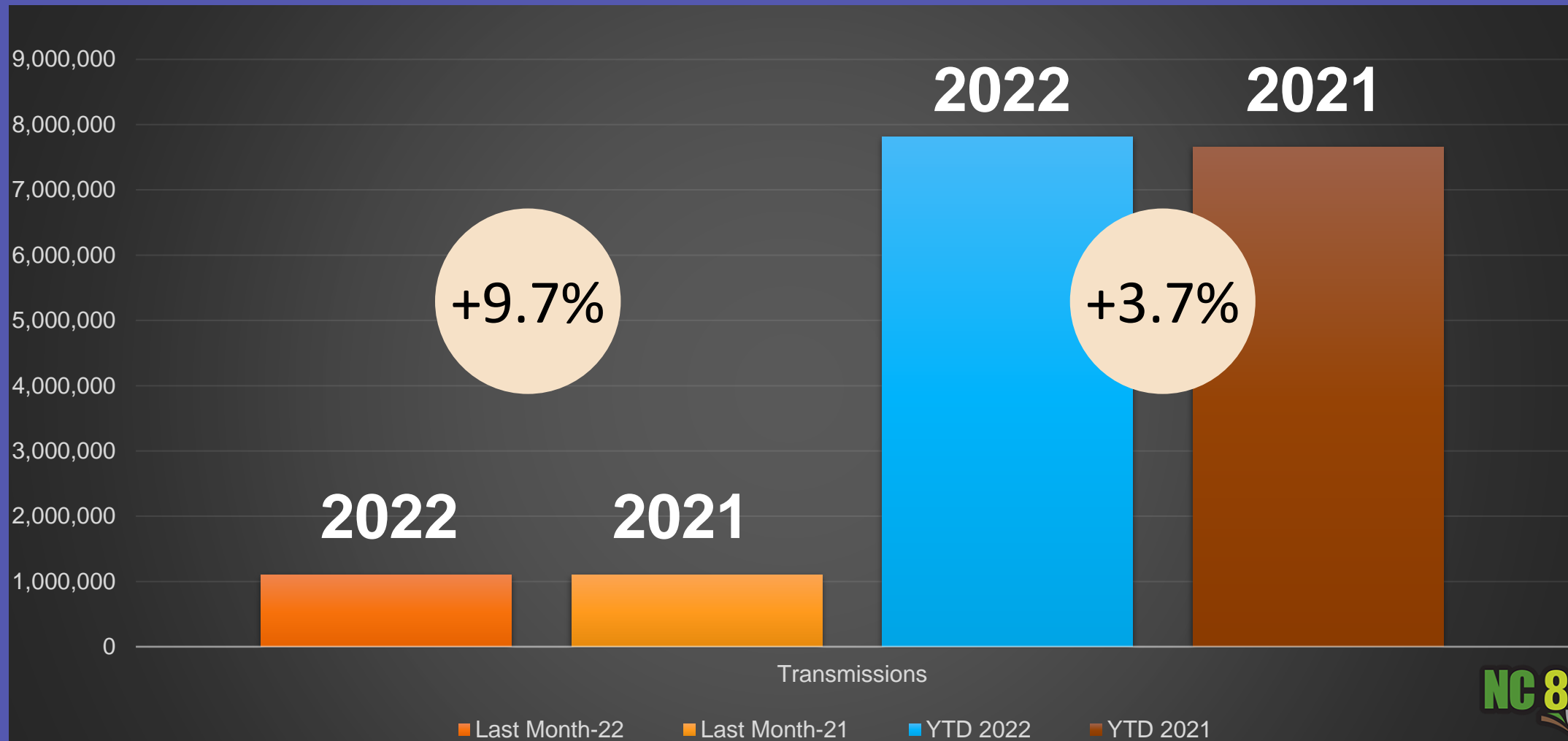




# TRANSMISSIONS IN NORTH CAROLINA

OCT 2022 vs 2021

YTD 2022 vs 2021





# County Ticket Volume

2022 stats compared with 2021



New Hanover	3 HR	CNCL	NEW	RXMT	UPDT	Total Tickets
2021	162	41	2316	93	1172	3784
2022	191	45	2621	196	1448	4501
+/- Var	17.9%	9.8%	13.2%	110.8%	23.5%	18.9%
			Avg Locates per Day			214



# County Ticket Volume

2022 stats compared with 2021



Brunswick	3 HR	CNCL	NEW	RXMT	UPDT	Total Tickets
2021	132	29	2950	91	701	3903
2022	326	40	3349	197	1109	5021
+/- Var	147.0%	37.9%	13.5%	116.5%	58.2%	28.6%
			Avg Locates per Day			239



# County Ticket Volume

2022 stats compared with 2021



Pender	3 HR	CNCL	NEW	RXMT	UPDT	Total Tickets
2021	23	5	701	24	239	992
2022	66	16	1115	44	1044	2285
+/- Var	187.0%	220.0%	59.1%	83.3%	336.8%	130.3%
			Avg Locates per Day			109



# County Ticket Volume

YTD stats compared with previous year



New Hanover	3 HR	CNCL	NEW	RXMT	UPDT	Total Tickets
2021	1362	326	26361	954	10425	39428
2022	1099	267	24805	868	11239	38278
+/- Var	-19.3%	-18.1%	-5.9%	-9.0%	7.8%	-2.9%
			Avg Locates per Day			181



# County Ticket Volume

YTD stats compared with previous year



Brunswick	3 HR	CNCL	NEW	RXMT	UPDT	Total Tickets
2021	796	282	30946	633	6065	38722
2022	1747	316	33155	1147	11834	48199
+/- Var	119.5%	12.1%	7.1%	81.2%	95.1%	24.5%
			Avg Locates per Day			228

# County Ticket Volume

YTD stats compared with previous year



Pender	3 HR	CNCL	NEW	RXMT	UPDT	Total Tickets
2021	201	118	8755	308	3031	12413
2022	606	112	9438	500	6788	17444
+/- Var	201.5%	-5.1%	7.8%	62.3%	124.0%	40.5%
			Avg Locates per Day			83



# County Ticket Distribution

---



County/Place	10 Oct
<b>NEW HANOVER</b>	<b>4501</b>
BAYSHORE	6
<b>CAROLINA BEACH</b>	<b>138</b>
<b>CASTLE HAYNE</b>	<b>197</b>
KINGS GRANT	30
KIRKLAND	12
KURE BEACH	45
MASONBORO	4
MURRAYSVILLE	30
MYRTLE GROVE	33
MYRTLE GROVE JUNCTIO	7
OGDEN	21
SEA BREEZE	4
SILVER LAKE	8
<b>WILMINGTON</b>	<b>3868</b>
WRIGHTSBORO	56
WRIGHTSVILLE BEACH	35

# County Ticket Distribution



County/Place	10 Oct
<b>BRUNSWICK</b>	<b>5021</b>
ASH	18
BALD HEAD ISLAND	38
BELVILLE	16
BOILING SPRING LAKES	71
<b>BOLIVIA</b>	<b>503</b>
<b>CALABASH</b>	<b>228</b>
CAROLINA SHORES	66
CASWELL BEACH	8
HOLDEN BEACH	27
<b>LELAND</b>	<b>1564</b>
NAVASSA	34
NORTHWEST	40

<b>OAK ISLAND</b>	<b>561</b>
<b>OCEAN ISLE BEACH</b>	<b>214</b>
SAINT JAMES	89
<b>SHALLOTTE</b>	<b>194</b>
<b>SOUTHPORT</b>	<b>662</b>
<b>SUNSET BEACH</b>	<b>264</b>
SUNSET HARBOR	5
<b>SUPPLY</b>	<b>255</b>
TOWN CREEK	10
VARNAMTOWN	5
<b>WINNABOW</b>	<b>141</b>



# County Ticket Distribution

---



County/Place	10 Oct
<b>PENDER</b>	<b>2285</b>
<b>ATKINSON</b>	<b>652</b>
<b>BURGAW</b>	<b>94</b>
<b>CURRIE</b>	<b>194</b>
<b>HAMPSTEAD</b>	<b>848</b>
MAPLE HILL	29
MONTAGUE	4
<b>ROCKY POINT</b>	<b>165</b>
SCOTTS HILL	8
<b>SURF CITY</b>	<b>109</b>
<b>TOPSAIL</b>	<b>110</b>
TOPSAIL BEACH	12
WALLACE	7
WATHA	4
WILLARD	27
WOODSIDE	19

# Top 15 Callers for New Hanover County



Rank	Name	Totals
1	MASTEC	474
2	MASTEC	410
3	SOUTHEAST CONNECTIONS, LLC	205
4	MILAM PLUMBING, INC	175
5	SOUTHEASTERN CABLE CONTRACTORS	163
6	A D B	148
7	CAROLINA CIVILWORKS, INC	111
8	AT&T UTILITY OPERATIONS	109
9	SOUTHEASTERN CABLE CONTRACTORS	108
10	ANSCO & ASSOCIATES, LLC	99
11	BALFOUR BEATTY INFRASTRUCTURE, INC	88
12	SKYLINE COMMUNICATIONS LLC	68
13	HONEYCUTT CONSTRUCTION SERVICES	67
14	CAPE FEAR PUBLIC UTILITY AUTHORITY	65
15	THOMSON CORDER & CO	57



# Top 10 Callers for Brunswick County



Rank	Name	Totals
1	ATMC	631
2	QUANTA SERVICES	430
3	PRIME UTILITY CONSTRUCTION, LLC	162
4	QUANTA SERVICES	147
5	MASTEC	121
6	GREAT LAKES DREDGE AND DOCK	120
7	SOUTHEAST CONNECTIONS, LLC	114
8	SOUTHEASTERN CABLE CONTRACTORS	109
9	FIBER OPTIC SOLUTIONS	99
10	RT UNDERGROUND LLC	82

# Top 10 Callers for Pender County



Rank	Name	Totals
1	KVA COMMUNICATIONS	420
2	A D B	149
3	SOUTHEASTERN CABLE CONTRACTORS	136
4	MASTEC	126
5	KVA COMMUNICATIONS	100
6	MASTEC	80
7	PIEDMONT UTILITY GROUP, LLC	70
8	C M MITCHELL CONSTRUCTION	62
9	MILAM PLUMBING, INC	55
10	MID ATLANTIC CABLE SOLUTIONS	53



# Damages Reported for October 2022



ALAMANCE	12
ALEXANDER	2
ALLEGHANY	0
ANSON	1
ASHE	0
AVERY	0
BEAUFORT	0
BERTIE	1
BLADEN	0
BRUNSWICK	18
BUNCOMBE	28
BURKE	2
CABARRUS	40
CALDWELL	5
CAMDEN	0
CARTERET	3
CASWELL	1
CATAWBA	16
CHATHAM	6
CHEROKEE	0
CHOWAN	0
CLAY	1
CLEVELAND	10
COLUMBUS	2
CRAVEN	12

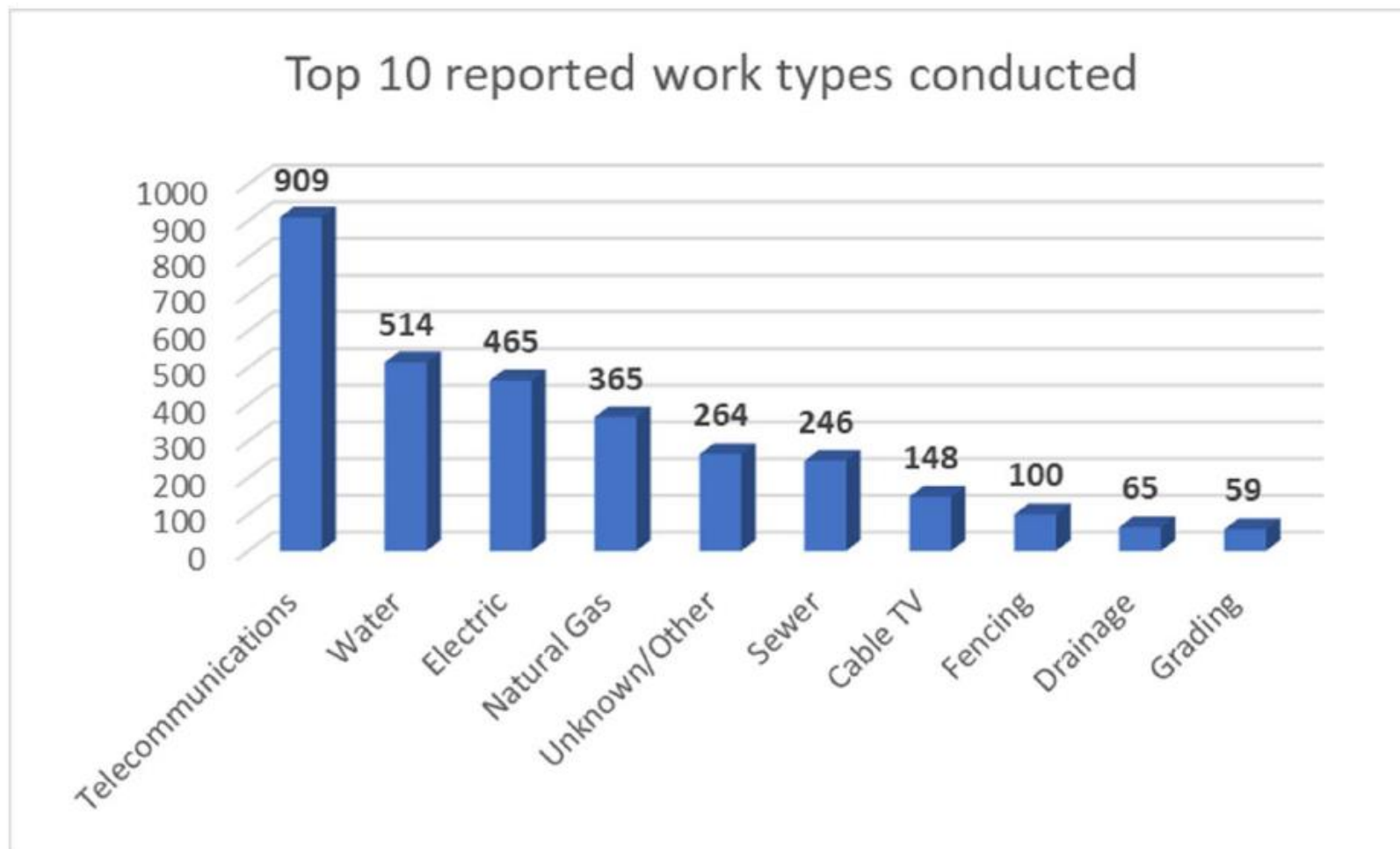
CUMBERLAND	22
CURRITUCK	2
DARE	3
DAVIDSON	12
DAVIE	3
DUPLIN	5
DURHAM	75
EDGECOMBE	1
FORSYTH	40
FRANKLIN	4
GASTON	17
GATES	0
GRAHAM	0
GRANVILLE	8
GREENE	0
GUILFORD	56
HALIFAX	0
HARNETT	11
HAYWOOD	2
HENDERSON	13
HERTFORD	0
HOKE	5
HYDE	0
IREDELL	33
JACKSON	1

JOHNSTON	37
JONES	1
LEE	16
LENOIR	4
LINCOLN	10
MACON	3
MADISON	0
MARTIN	1
MCDOWELL	2
MECKLENBURG	167
MITCHELL	0
MONTGOMERY	2
MOORE	5
NASH	6
NEW HANOVER	16
NORTHAMPTON	2
ONSLOW	17
ORANGE	15
PAMLICO	3
PASQUOTANK	3
PENDER	9
PERQUIMANS	0
PERSON	1
PITT	75
POLK	3

<b>RANDOLPH</b>	<b>10</b>
RICHMOND	0
ROBESON	6
ROCKINGHAM	6
ROWAN	16
RUTHERFORD	2
SAMPSON	5
SCOTLAND	0
STANLY	4
STOKES	0
SURRY	2
SWAIN	0
TRANSYLVANIA	1
TYRRELL	0
UNION	37
VANCE	1
WAKE	150
WARREN	1
WASHINGTON	0
WATAUGA	2
WAYNE	0
WILKES	3
WILSON	2
YADKIN	1
YANCEY	0

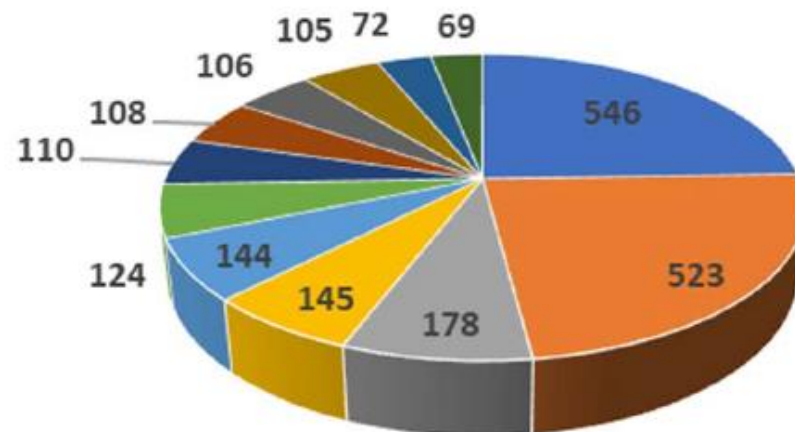
# 2022 Q3 Incidents by Work Type

Telecommunications	909
Water	514
Electric	465
Natural Gas	365
Unknown/Other	264
Sewer	246
Cable TV	148
Fencing	100
Drainage	65
Grading	59
Pole	53
Storm Drain/Culvert	45
Landscaping	45
Road Work	25
Irrigation	21
Driveway	16
Curb/Sidewalk	13
Street Light	9
Bldg. Construction	7
Site Development	5
Traffic Signal	4
Railroad	2
Traffic Sign	2
Agriculture	2
Bldg. Demolition	1
Milling	1
<b>Grand Total</b>	<b>3386</b>





## Top 10 Counties - 2022 Q3 Damages



■ NC-Wake	■ NC-Mecklenburg	■ NC-Guilford	■ NC-Pitt
■ NC-Durham	■ NC-Cabarrus	■ NC-Johnston	■ NC-Cumberland
■ NC-Forsyth	■ NC-Union	■ NC-Onslow	■ NC-Buncombe

### NOTES:

3386 Total incidents reported to NC 811 in the quarter.

Of these: 3297 were damages, 89 were reported near misses (2.6%).

Top 3 Counties = 37% of TOTAL incidents reported

Of the top 10 counties, 3 represent 56% of that group.



# Important Dates



## NC Underground Damage Prevention Review Board

*Tuesday, January 17, 2023*

*NC811 Events Center, Greensboro*

*Starts at 10 am*

*Visit: <https://udprb.nc.gov>*



## State NCUCC Meeting

*Tuesday, January 10, 2023*

*NC811 Events Center*

*5009 High Point Rd*

*Greensboro, NC*

*Starts at 10 am*

*Visit: <https://ncucc.org/>*



## NC Locate Resolution Partnership Committee

*Wednesday, November 16, 2022*

*NC811 Events Center, Greensboro*

*Hybrid Meeting, 11 am – 1 pm*

*Go to <https://ncucc.org/> for the virtual meeting link*



# Tower Lighting



**18th Annual American Tobacco  
Tower Lighting Nov 30, including  
2,000 free light wands**

On November 30th, 2022, the  
American Tobacco Campus will light  
up for the holidays.

Wednesday,  
November 30th, 2022  
6 to 8 p.m.  
American Tobacco Amphitheater  
318 Blackwell Street, Durham

This event is FREE!



**Thanksgiving**

**November 24**

**Thursday**

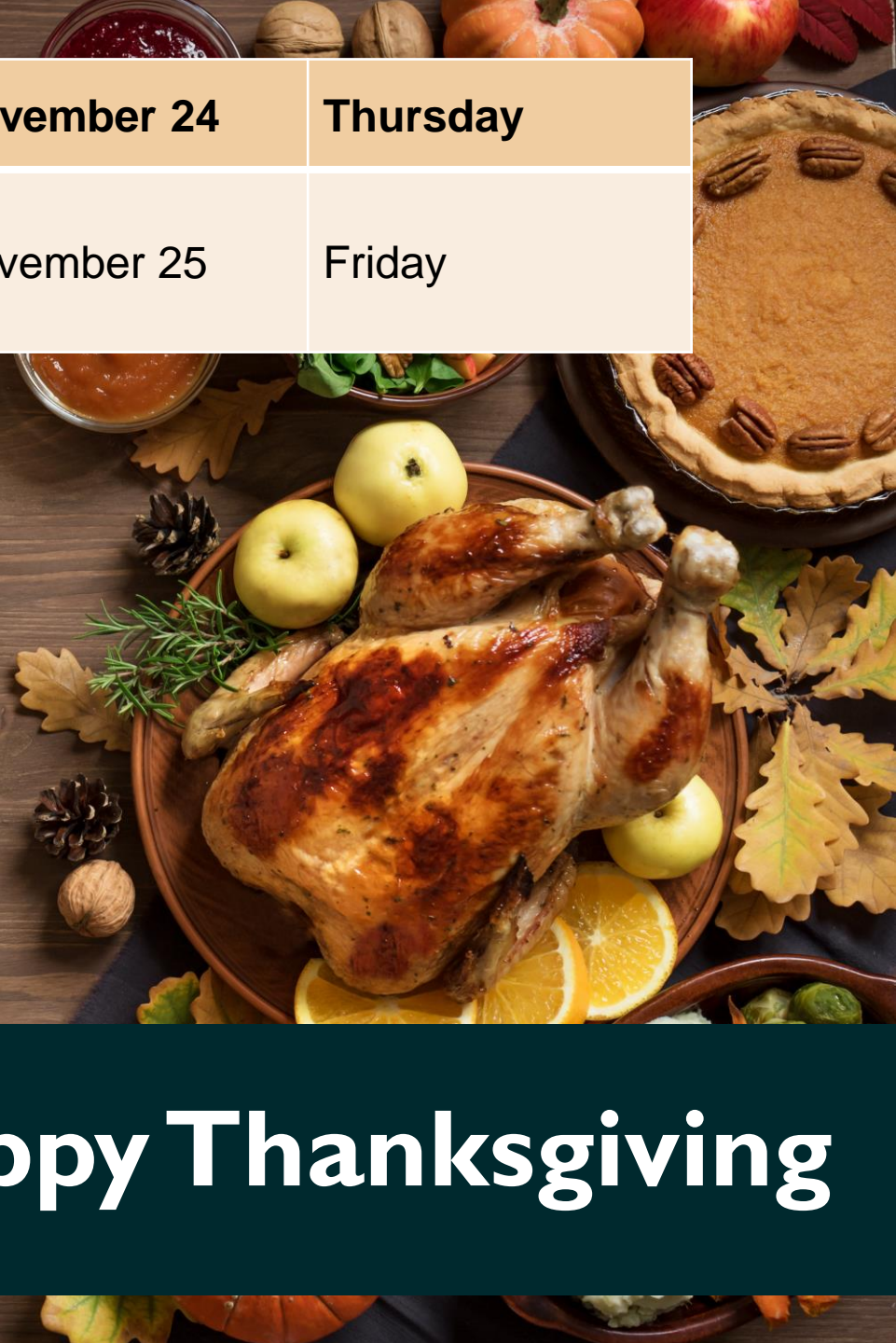
**\*Thanksgiving  
Day After**

**November 25**

**Friday**

State Holidays are excluded from and not part of the three (3) working day notice, nor are they part of the life of the ticket in accordance with the NC General Statutes.

**Have a Happy Thanksgiving**







# CALENDAR

For information on NC811 & NCUCC events, visit the calendar section of [nc811.org](https://nc811.org) or the nc811 app.



# OUR EDUCATION TEAM

---



**Tami Groves**  
*Education Liaison  
Southwest Region*



**Ann Rushing**  
*Education Manager*



**Howard Corey**  
*Education Liaison  
Eastern Region*

For contact info visit <https://nc811.org/education-resources/>

# OUR EDUCATION TEAM

---



**Parrish Reddick**  
*Education Liaison  
Piedmont Region*



**Tyler Ross**  
*Education Liaison  
Western Region*



**Steven Moore**  
*Media Relations Specialist*

For contact info visit <https://nc811.org/education-resources/>





# THANK YOU!

---

A copy of this presentation is available at  
[www.ncucc.org](http://www.ncucc.org)

If this meeting was virtual or hybrid, a video is available on [ncucc.org](http://ncucc.org). Go to County UCC's. The video will be listed under the month and year the meeting took place.

