





**In the chat section please type your name, company name & email.**

**Participant feature – raise hand. The meeting facilitator will acknowledge you.**

**Enter the meeting with your microphone on mute and unmute your mic when you need to speak.**

**Every meeting will be recorded, and the video will be posted on the [ncucc.org](http://ncucc.org) website. You can watch the meeting by using the video link provided on [ncucc.org](http://ncucc.org). Visit your county UCC page for a listing of past meeting videos.**



# MONTHLY UPDATE

---

# NOVEMBER 2022

*Pasquotank/Camden/Perquimans UCC*

# Safety Moment: DEER HIT



# A few words from Louis Panzer

---

- DIRT report released: damages trending flat or slightly up
- New membership agreements being required for associate members.  
Clarifying the release of liability to NC 811 of actions taken by those members.
- Congratulations to Bobby Gurganus as our very first recipient of the safe digging challenge coin!



# ID Your Marks



Locators, be sure to identify the facility operator who owns the line being marked.

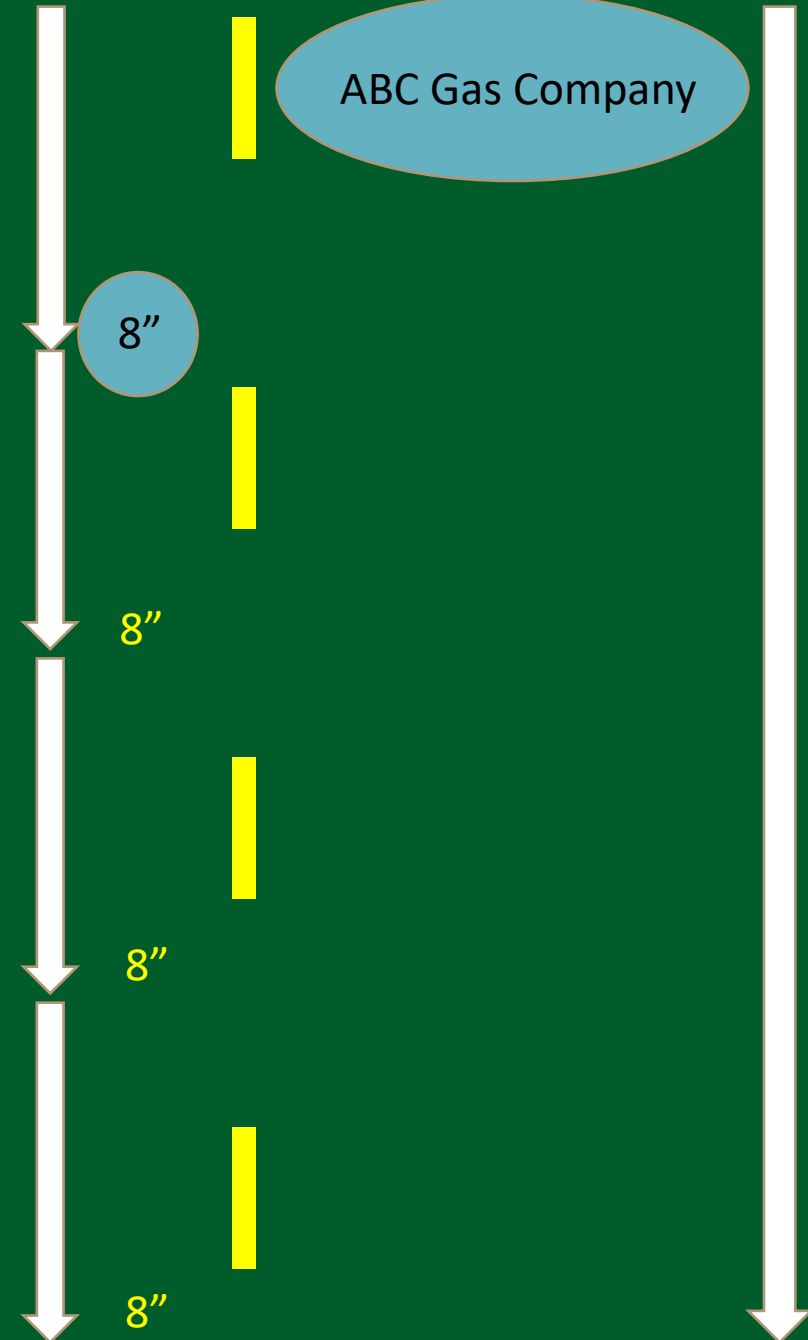
See the Underground Utility Safety and Damage Prevention Act section 87-121 (1a) for marking identity info

# PLEASE NOTE

If the diameter or width of the facility is greater than four inches, the dimension of the facility shall be indicated at least every 50 feet in the area of the proposed excavation or demolition. An operator who operates multiple facilities in the area of the proposed excavation or demolition shall locate each facility.

The operator's identity, marked as provided in subdivision (1) of this subsection, in the area where the proposed excavation or demolition is to occur. At a minimum, the operator's identity shall be marked at the beginning point, at intervals of 200 linear feet, and at the end point of the proposed excavation or demolition.

50  
feet





**Our first Safe Digging Partner Most Valuable Professional Award goes to Bobby Gurganus with Piedmont Natural Gas**



**Damage Prevention Most Valuable Professional**  
<https://nc811.org/coin-challenge/>



# NC811 Data Insights

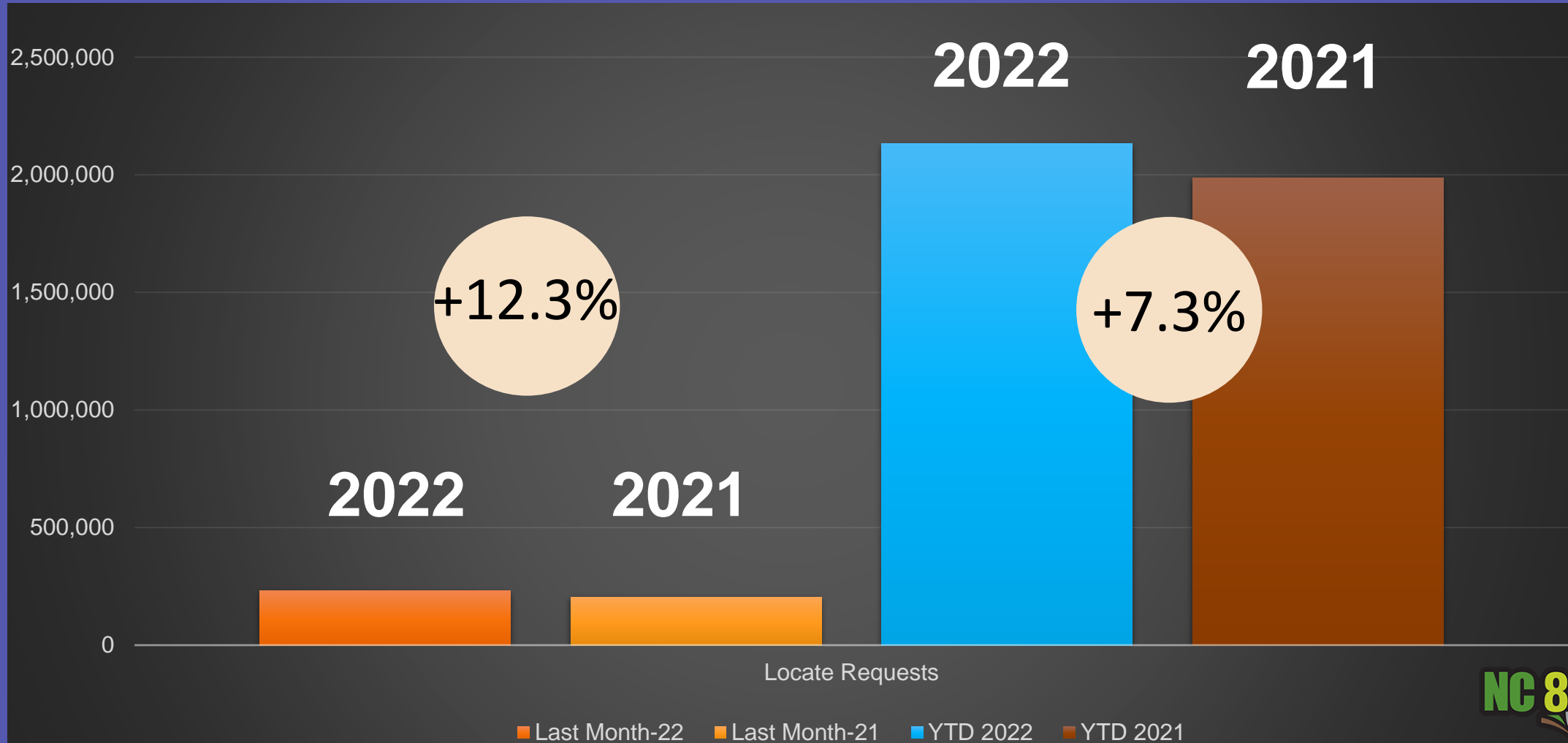
- ✓ Locate requests
- ✓ Transmissions
- ✓ County ticket volume and distribution



# LOCATE REQUESTS IN NORTH CAROLINA

OCT 2022 vs 2021

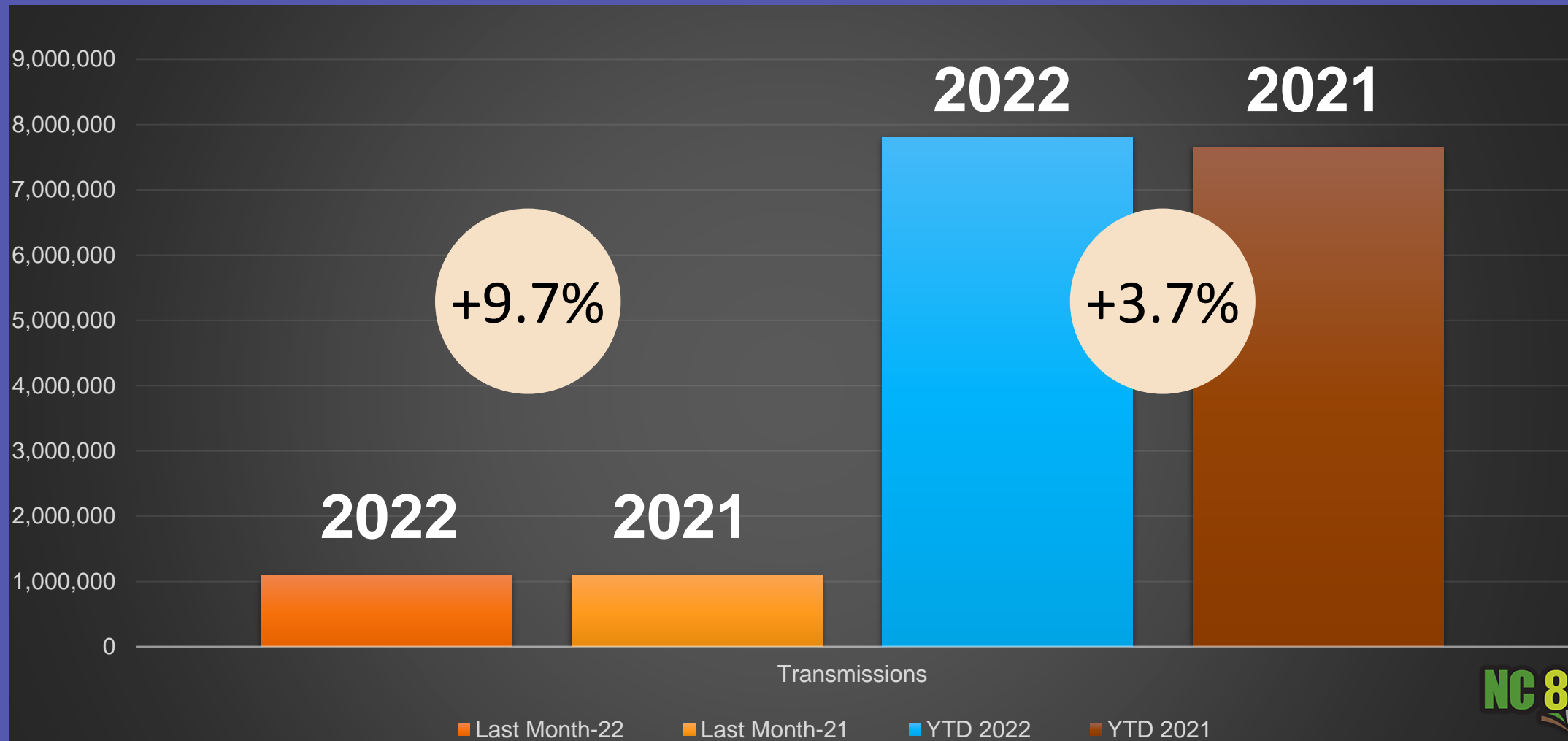
YTD 2022 vs 2021



# TRANSMISSIONS IN NORTH CAROLINA

OCT 2022 vs 2021

YTD 2022 vs 2021



# County Ticket Volume

2022 stats compared with 2021



Pasquotank	3 HR	CNCL	NEW	RXMT	UPDT	Total Tickets
2021	21	4	306	11	32	374
2022	13	4	289	16	163	485
+/- Var	-38.1%	0.0%	-5.6%	45.5%	409.4%	29.7%
Avg Locates per Day						23

# County Ticket Volume

2022 stats compared with 2021



Camden	3 HR	CNCL	NEW	RXMT	UPDT	Total Tickets
2021	3	6	107	0	26	142
2022	24	1	105	6	33	169
+/- Var	700.0%	-83.3%	-1.9%	600%	26.9%	19.0%
Avg Locates per Day						8

# County Ticket Volume

2022 stats compared with 2021



Perquimans	3 HR	CNCL	NEW	RXMT	UPDT	Total Tickets
2021	7	2	241	2	276	528
2022	5	0	113	8	130	256
+/- Var	-28.6%	-100.0%	-53.1%	300.0%	-52.9%	-51.5%
			Avg Locates per Day			12

# County Ticket Volume

YTD stats compared with previous year



Pasquotank	3 HR	CNCL	NEW	RXMT	UPDT	Total Tickets
2021	94	41	2700	72	725	3632
2022	136	31	3112	97	1756	5132
+/- Var	44.7%	-24.4%	15.3%	34.7%	142.2%	41.3%
			Avg Locates per Day			24

# County Ticket Volume

YTD stats compared with previous year



Camden	3 HR	CNCL	NEW	RXMT	UPDT	Total Tickets
2021	48	15	1382	49	217	1711
2022	59	11	1116	41	163	1390
+/- Var	22.9%	-26.7%	-19.2%	-16.3%	-24.9%	-18.8%
			Avg Locates per Day			7



# County Ticket Volume

YTD stats compared with previous year



<b>Perquimans</b>	<b>3 HR</b>	<b>CNCL</b>	<b>NEW</b>	<b>RXMT</b>	<b>UPDT</b>	<b>Total Tickets</b>
2021	28	9	1381	37	1217	2672
2022	188	7	1121	34	970	2320
+/- Var	571.4%	-22.2%	-18.8%	-8.1%	-20.3%	-13.2%
			Avg Locates per Day			11

# County Ticket Distribution

---



County/Place	10 Oct
PASQUOTANK	485
<b>ELIZABETH CITY</b>	<b>464</b>
GLEN COVE	1
LYNCHS CORNER	2
MORGANS CORNERS	1
NIXONTON	6
PASQUOTANK	4
RABBIT CORNER	2
SALEM	2
WEEKSVILLE	3

# County Ticket Distribution

---



County/Place	10 Oct
<b>CAMDEN</b>	<b>169</b>
BELCROSS	1
<b>CAMDEN</b>	<b>115</b>
ELIZABETH CITY	2
SHILOH	20
SOUTH MILLS	30
TAYLORS BEACH	1

# County Ticket Distribution

---



County/Place	10 Oct
<b>PERQUIMANS</b>	<b>256</b>
BELVIDERE	6
BETHEL	2
BURGESS	1
FORESTBURG	1
<b>HERTFORD</b>	<b>228</b>
HOLIDAY ISLAND	7
NEW HOPE	6
SNOW HILL	2
WINFALL	1
WOODVILLE	2

# Top 10 Callers for Pasquotank County



Rank	Name	Totals
1	KNIGHT BROADBAND, LLC	63
2	ALS OF NC, LLC	50
3	PARKER STOCKSTILL CONSTRUCTION, INC	39
4	COLE UNDERGROUND	34
5	UCW	20
6	VICO CONSTRUCTION	16
7	PASQUOTANK COUNTY UTILITIES	14
8	KBS CONSTRUCTION COMPANY, LLC	10
9	ATLANTIC FOUNDATIONS, INC	9
10	DOUG WILLIAMS RICK GILBERT	8

# Top 10 Callers for Camden County



Rank	Name	Totals
1	EASTERN SHORE COMMUNICATIONS	51
2	4D DIRECTIONAL BORING	17
3	LABB COMMUNICATIONS LLC	9
4	MASTEC	8
5	W & W UNDERGROUND	7
6	W AND W UNDERGROUND	6
7	LAMBERTS CABLE SPLICING, LLC	6
8	COLE UNDERGROUND	6
9	NCDOT	5
10	PIKE ELECTRIC	5

# Top 10 Callers for Perquimans County



Rank	Name	Totals
1	ARREAGA UNDERGROUND INC.	113
2	BRANCH CIVIL, INC	12
3	W AND W UNDERGROUND	12
4	AROD UNDERGROUND, INC	10
5	ALBEMARLE EMC	8
6	TRAFFIC CONTROL SAFETY SERVICES, INC	8
7	BASS SERVICES	7
8	PERQUIMANS COUNTY WATER	7
9	DOUG WILLIAMS RICK GILBERT	6
10	K AND L UNDERGROUND	5

# Damages Reported for October 2022



ALAMANCE	12
ALEXANDER	2
ALLEGHANY	0
ANSON	1
ASHE	0
AVERY	0
BEAUFORT	0
BERTIE	1
BLADEN	0
BRUNSWICK	18
BUNCOMBE	28
BURKE	2
CABARRUS	40
CALDWELL	5
CAMDEN	0
CARTERET	3
CASWELL	1
CATAWBA	16
CHATHAM	6
CHEROKEE	0
CHOWAN	0
CLAY	1
CLEVELAND	10
COLUMBUS	2
CRAVEN	12

CUMBERLAND	22
CURRITUCK	2
DARE	3
DAVIDSON	12
DAVIE	3
DUPLIN	5
DURHAM	75
EDGECOMBE	1
FORSYTH	40
FRANKLIN	4
GASTON	17
GATES	0
GRAHAM	0
GRANVILLE	8
GREENE	0
GUILFORD	56
HALIFAX	0
HARNETT	11
HAYWOOD	2
HENDERSON	13
HERTFORD	0
HOKE	5
HYDE	0
IREDELL	33
JACKSON	1

JOHNSTON	37
JONES	1
LEE	16
LENOIR	4
LINCOLN	10
MACON	3
MADISON	0
MARTIN	1
MCDOWELL	2
MECKLENBURG	167
MITCHELL	0
MONTGOMERY	2
MOORE	5
NASH	6
NEW HANOVER	16
NORTHAMPTON	2
ONslow	17
ORANGE	15
PAMLICO	3
PASQUOTANK	3
PENDER	9
PERQUIMANS	0
PERSON	1
PITT	75
POLK	3

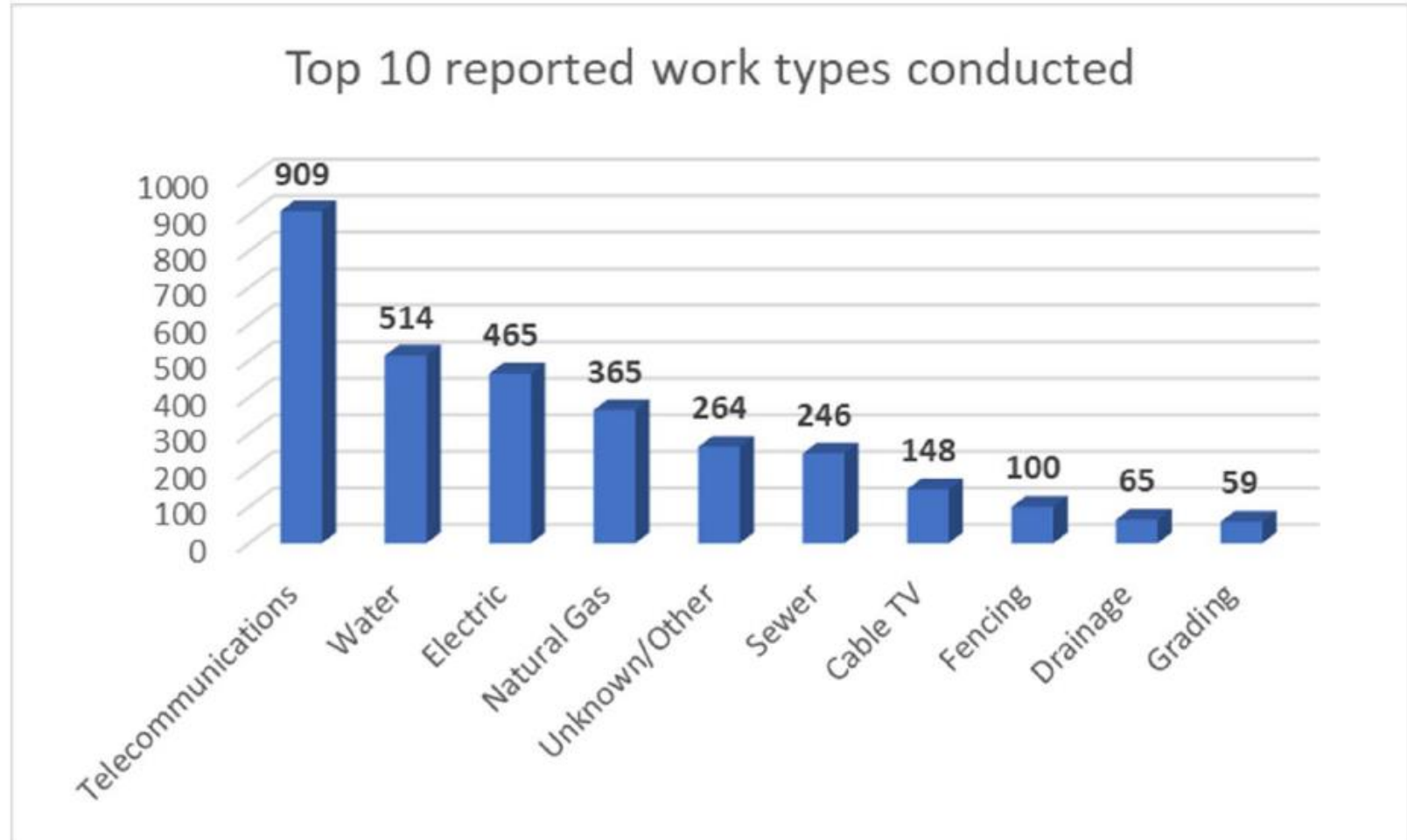
<b>RANDOLPH</b>	<b>10</b>
RICHMOND	0
ROBESON	6
ROCKINGHAM	6
ROWAN	16
RUTHERFORD	2
SAMPSON	5
SCOTLAND	0
STANLY	4
STOKES	0
SURRY	2
SWAIN	0
TRANSYLVANIA	1
TYRRELL	0
UNION	37
VANCE	1
WAKE	150
WARREN	1
WASHINGTON	0
WATAUGA	2
WAYNE	0
WILKES	3
WILSON	2
YADKIN	1
YANCEY	0



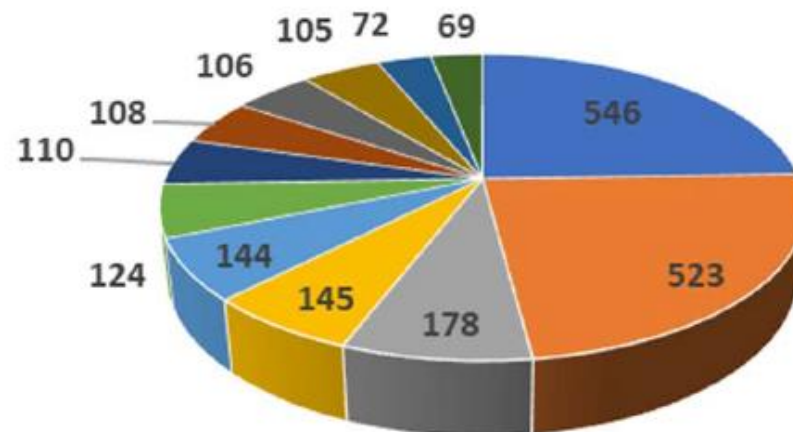


# 2022 Q3 Incidents by Work Type

Telecommunications	909
Water	514
Electric	465
Natural Gas	365
Unknown/Other	264
Sewer	246
Cable TV	148
Fencing	100
Drainage	65
Grading	59
Pole	53
Storm Drain/Culvert	45
Landscaping	45
Road Work	25
Irrigation	21
Driveway	16
Curb/Sidewalk	13
Street Light	9
Bldg. Construction	7
Site Development	5
Traffic Signal	4
Railroad	2
Traffic Sign	2
Agriculture	2
Bldg. Demolition	1
Milling	1
<b>Grand Total</b>	<b>3386</b>



### Top 10 Counties - 2022 Q3 Damages



- NC-Wake      ■ NC-Mecklenburg      ■ NC-Guilford      ■ NC-Pitt
- NC-Durham      ■ NC-Cabarrus      ■ NC-Johnston      ■ NC-Cumberland
- NC-Forsyth      ■ NC-Union      ■ NC-Onslow      ■ NC-Buncombe

**NOTES:**

3386 Total incidents reported to NC 811 in the quarter.  
 Of these: 3297 were damages, 89 were reported near misses (2.6%).  
 Top 3 Counties = 37% of TOTAL incidents reported  
 Of the top 10 counties, 3 represent 56% of that group.



# Important Dates

---



## ✓ NC Underground Damage Prevention Review Board

*Tuesday, January 17, 2023*

*NC811 Events Center, Greensboro  
Starts at 10 am*

*Visit: <https://udprb.nc.gov>*

## ✓ State NCUCC Meeting

*Tuesday, January 10, 2023*

*NC811 Events Center*

*5009 High Point Rd  
Greensboro, NC*

*Starts at 10 am*

*Visit: <https://ncucc.org/>*

## ✓ NC Locate Resolution Partnership Committee

*Wednesday, November 16, 2022*

*NC811 Events Center, Greensboro  
Hybrid Meeting, 11 am – 1 pm*

*Go to <https://ncucc.org/> for the virtual meeting link*

# Tower Lighting

---



## **18th Annual American Tobacco Tower Lighting Nov 30, including 2,000 free light wands**

On November 30th, 2022, the American Tobacco Campus will light up for the holidays.

Wednesday,  
November 30th, 2022  
6 to 8 p.m.  
American Tobacco Amphitheater  
318 Blackwell Street, Durham

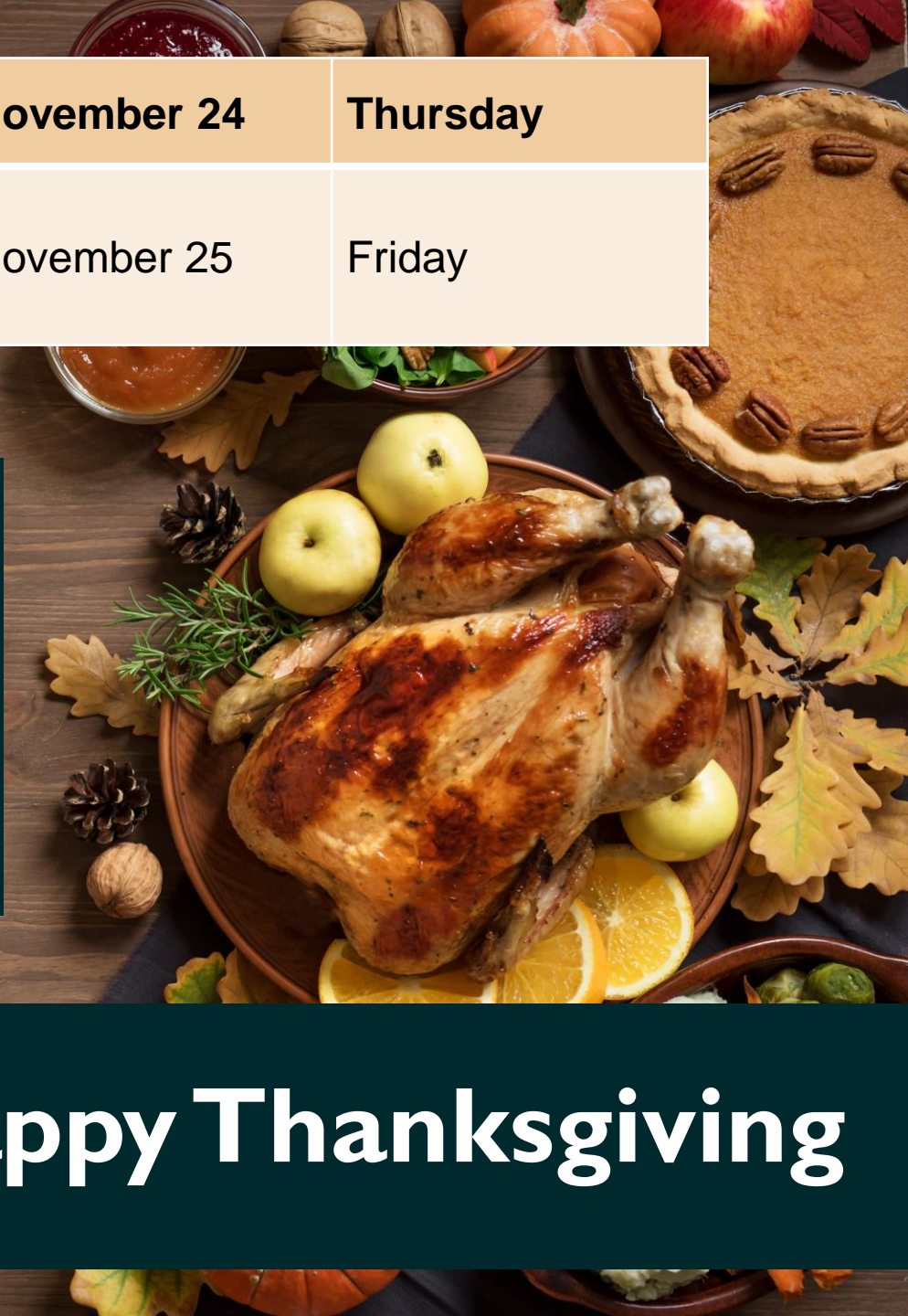
This event is FREE!



Thanksgiving	November 24	Thursday
*Thanksgiving Day After	November 25	Friday

State Holidays are excluded from and not part of the three (3) working day notice, nor are they part of the life of the ticket in accordance with the NC General Statues.

**Have a Happy Thanksgiving**





# CALENDAR

For information on NC811 & NCUCC events, visit the calendar section of [nc811.org](http://nc811.org) or the nc811 app.

# OUR EDUCATION TEAM

---



**Tami Groves**  
*Education Liaison  
Southwest Region*



**Ann Rushing**  
*Education Manager*



**Howard Corey**  
*Education Liaison  
Eastern Region*

For contact info visit <https://nc811.org/education-resources/>

# OUR EDUCATION TEAM

---



**Parrish Reddick**  
*Education Liaison  
Piedmont Region*



**Tyler Ross**  
*Education Liaison  
Western Region*



**Steven Moore**  
*Media Relations Specialist*

For contact info visit <https://nc811.org/education-resources/>





# THANK YOU!

---

A copy of this presentation is available at  
[www.ncucc.org](http://www.ncucc.org)

If this meeting was virtual or hybrid, a video is available on [ncucc.org](http://ncucc.org). Go to County UCC's. The video will be listed under the month and year the meeting took place.

