



MONTHLY UPDATE

NOVEMBER 2022

Blue Ridge UCC

Safety Moment: DEER HIT



A few words from Louis Panzer

- DIRT report released: damages trending flat or slightly up
- New membership agreements being required for associate members.
Clarifying the release of liability to NC 811 of actions taken by those members.
- Congratulations to Bobby Gurganus as our very first recipient of the safe digging challenge coin!





ID Your Marks



Locators, be sure to identify the facility operator who owns the line being marked.

See the Underground Utility Safety and Damage Prevention Act section 87-121 (1a) for marking identity info

PLEASE NOTE

If the diameter or width of the facility is greater than four inches, the dimension of the facility shall be indicated at least every 50 feet in the area of the proposed excavation or demolition. An operator who operates multiple facilities in the area of the proposed excavation or demolition shall locate each facility.

The operator's identity, marked as provided in subdivision (1) of this subsection, in the area where the proposed excavation or demolition is to occur. At a minimum, the operator's identity shall be marked at the beginning point, at intervals of 200 linear feet, and at the end point of the proposed excavation or demolition.

50
feet

8"

8"

8"

8"

ABC Gas Company

200
feet



**Our first Safe Digging
Partner Most Valuable
Professional Award goes
to Bobby Gurganus with
Piedmont Natural Gas**



Damage Prevention Most Valuable Professional
<https://nc811.org/coin-challenge/>

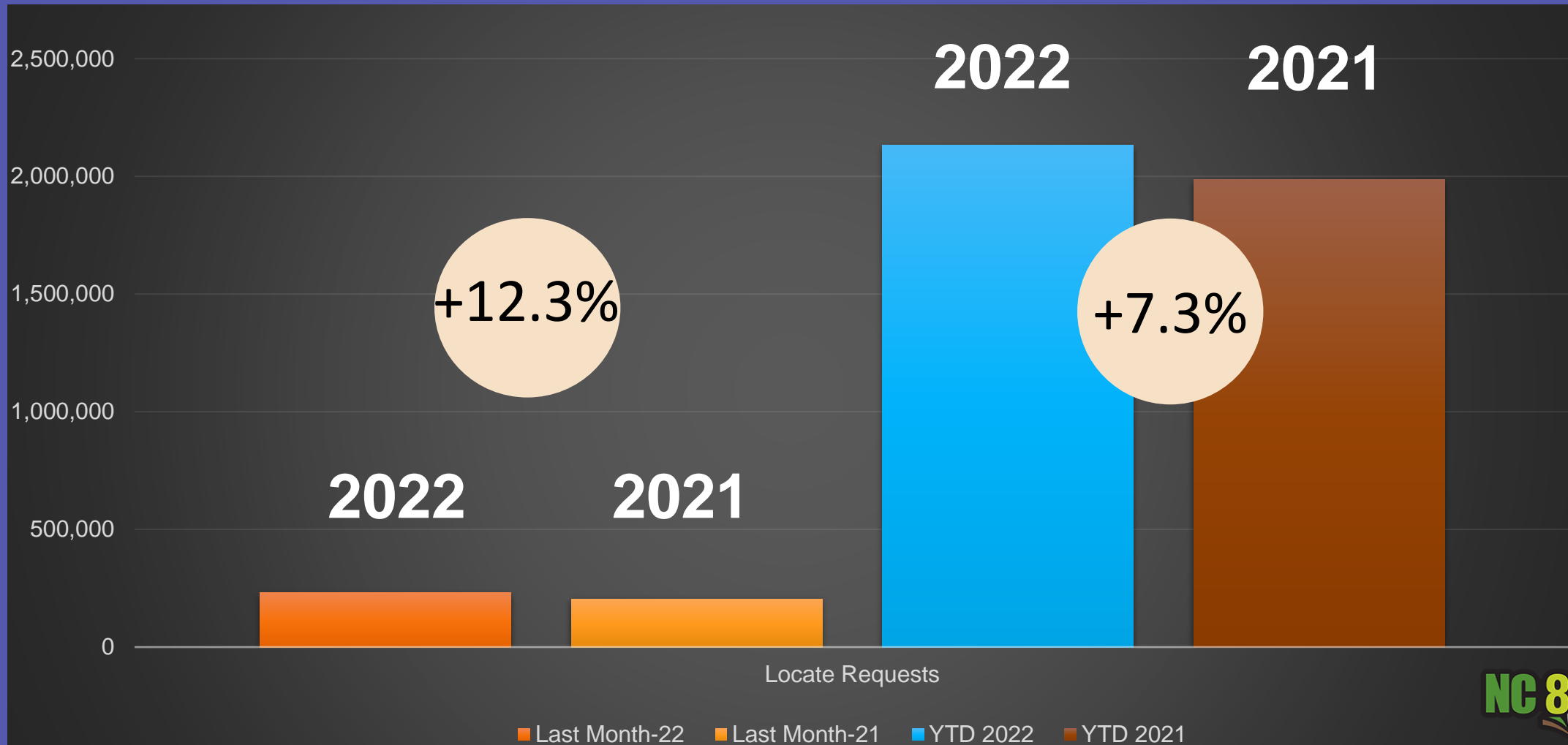
NC811 Data Insights

- ✓ Locate requests
- ✓ Transmissions
- ✓ County ticket volume and distribution



LOCATE REQUESTS IN NORTH CAROLINA

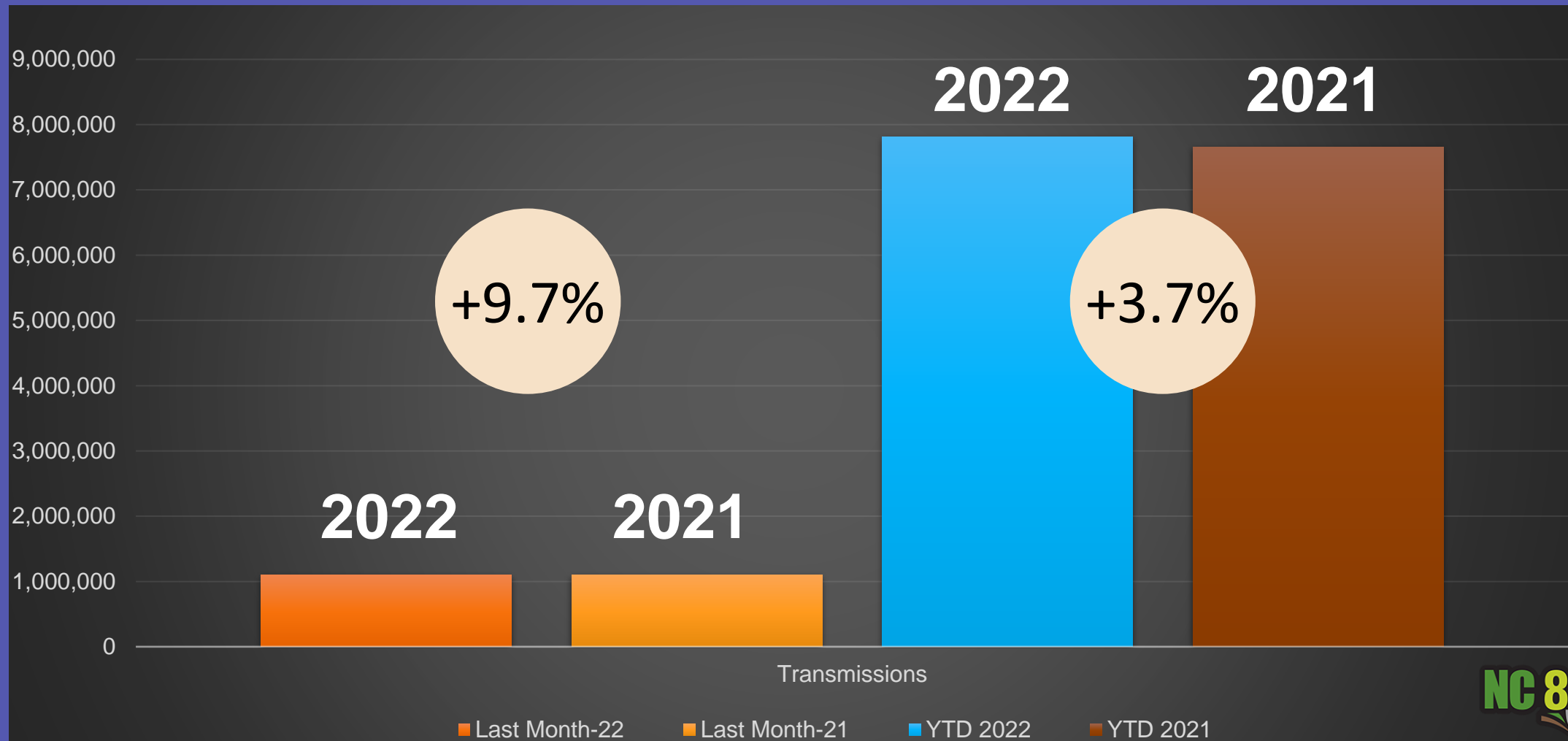
OCT 2022 vs 2021 YTD 2022 vs 2021



TRANSMISSIONS IN NORTH CAROLINA

OCT 2022 vs 2021

YTD 2022 vs 2021



County Ticket Volume

2022 stats compared with 2021

| Alexander | 3 HR | CNCL | NEW | RXMT | UPDT | Total Tickets |
|--------------------|--------|--------|-------|--------|-------|---------------|
| 2021 | 11 | 6 | 310 | 11 | 74 | 412 |
| 2022 | 22 | 3 | 302 | 6 | 96 | 429 |
| 27 avg tix per day | 100.0% | -50.0% | -2.6% | -45.5% | 29.7% | 4.1% |

County Ticket Volume

2022 stats compared with 2021



| Catawba | 3 HR | CNCL | NEW | RXMT | UPDT | Total Tickets |
|---------------------|--------|-------|-------|-------|-------|---------------|
| 2021 | 22 | 1437 | 43 | 797 | 2371 | 85 |
| 2022 | 18 | 2108 | 82 | 1060 | 3455 | 74 |
| Avg 4 tix per month | -18.2% | 46.7% | 90.7% | 33.0% | 45.7% | -12.9% |

County Ticket Volume

2022 stats compared with 2021



| | 3 HR | CNCL | NEW | RXMT | UPDT | Total Tickets |
|-----------------------|--------|--------|------|--------|------|---------------|
| 2021 | 74 | 18 | 1285 | 60 | 453 | 1890 |
| 2022 | 168 | 16 | 1403 | 50 | 468 | 2105 |
| 100 avg tix per month | 127.0% | -11.1% | 9.2% | -16.7% | 3.3% | 11.4% |

County Ticket Volume

YTD stats compared with previous year



| Alexander | 3 HR | CNCL | NEW | RXMT | UPDT | Total Tickets |
|-----------|------|-------|------|--------|-------|---------------|
| 2021 | 85 | 32 | 3021 | 94 | 552 | 3784 |
| 2022 | 85 | 31 | 3085 | 83 | 829 | 4113 |
| | 0.0% | -3.1% | 2.1% | -11.7% | 50.2% | 8.7% |

| Catawba | 3 HR | CNCL | NEW | RXMT | UPDT | Total Tickets |
|---------|-------|-------|-------|-------|-------|---------------|
| 2021 | 234 | 14875 | 396 | 7089 | 23088 | 758 |
| 2022 | 227 | 18654 | 574 | 9776 | 30180 | 804 |
| | -3.0% | 25.4% | 44.9% | 37.9% | 30.7% | 6.1% |

| | 3 HR | CNCL | NEW | RXMT | UPDT | Total Tickets |
|------|-------------|-------------|--------------|-------------|-------------|----------------------|
| 2021 | 860 | 128 | 14081 | 667 | 5617 | 21353 |
| 2022 | 985 | 117 | 13566 | 506 | 5304 | 20478 |
| | 14.5% | -8.6% | -3.7% | -24.1% | -5.6% | -4.1% |

County Ticket Distribution



| | |
|--------------|-----|
| ALEXANDER | 429 |
| BETHLEHEM | 122 |
| ELLENDALE | 2 |
| HIDDENITE | 34 |
| MILLERSVILLE | 6 |
| STONY POINT | 13 |
| TAYLORSVILLE | 250 |
| VASHTI | 2 |

County Ticket Distribution



| | |
|----------------|------|
| CATAWBA | 3455 |
| CATAWBA | 368 |
| CLAREMONT | 135 |
| CONOVER | 389 |
| HICKORY | 1302 |
| LAKE NORMAN | 9 |
| MAIDEN | 262 |
| MOUNTAIN VIEW | 8 |
| NEWTON | 365 |
| SAINT STEPHENS | 59 |
| SHERRILLS FORD | 470 |
| TERRELL | 74 |

County Ticket Distribution



| | |
|--------------|------|
| LINCOLN | 2105 |
| CROUSE | 17 |
| DENVER | 1058 |
| IRON STATION | 173 |
| LINCOLNTON | 596 |
| LOWESVILLE | 40 |
| MAIDEN | 62 |
| VALE | 79 |
| WESTPORT | 67 |

Damages Reported for October 2022

| | |
|------------------|-----------|
| ALAMANCE | 12 |
| ALEXANDER | 2 |
| ALLEGHANY | 0 |
| ANSON | 1 |
| ASHE | 0 |
| AVERY | 0 |
| BEAUFORT | 0 |
| BERTIE | 1 |
| BLADEN | 0 |
| BRUNSWICK | 18 |
| BUNCOMBE | 28 |
| BURKE | 2 |
| CABARRUS | 40 |
| CALDWELL | 5 |
| CAMDEN | 0 |
| CARTERET | 3 |
| CASWELL | 1 |
| CATAWBA | 16 |
| CHATHAM | 6 |
| CHEROKEE | 0 |
| CHOWAN | 0 |
| CLAY | 1 |
| CLEVELAND | 10 |
| COLUMBUS | 2 |
| CRAVEN | 12 |

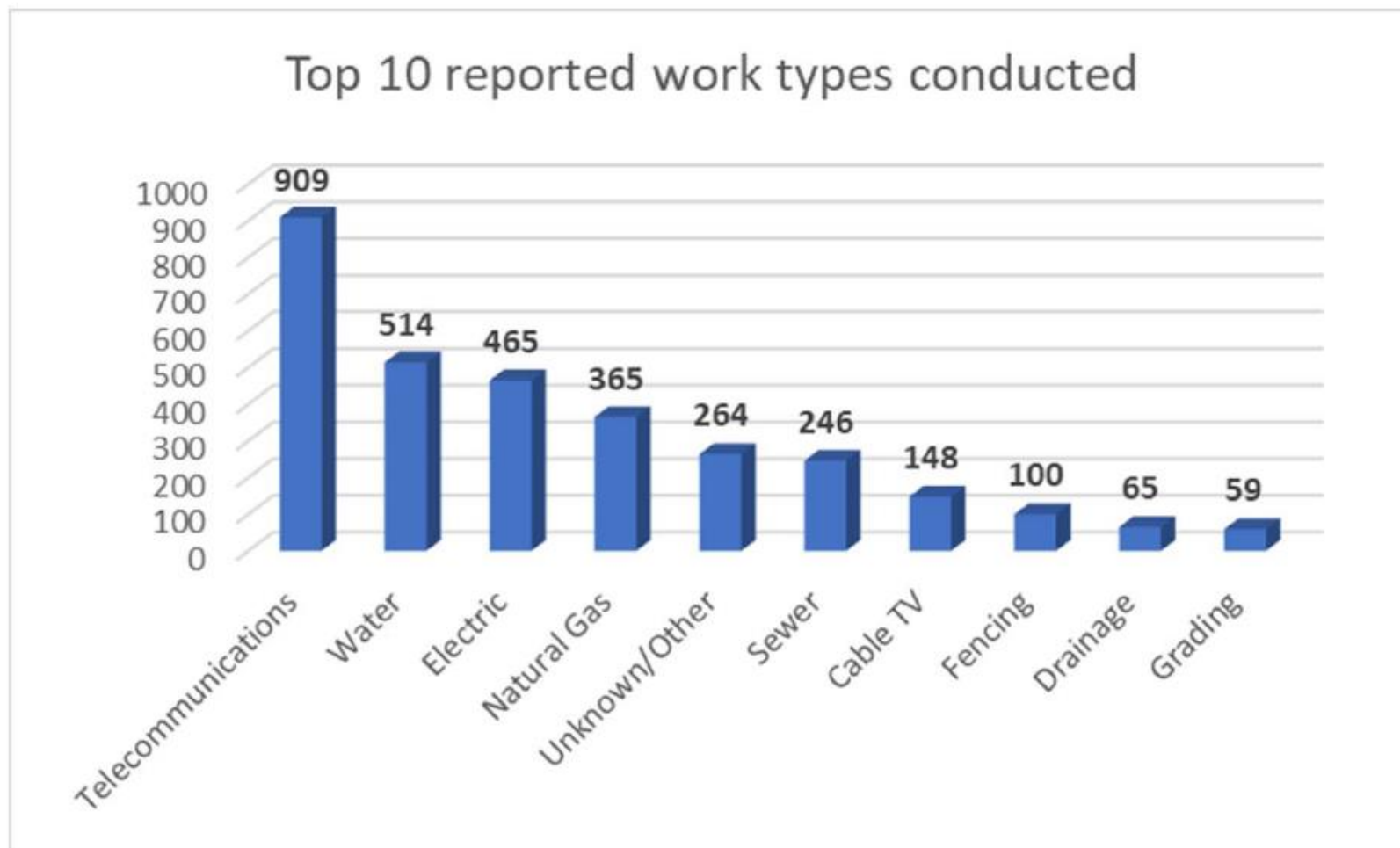
| | |
|------------|----|
| CUMBERLAND | 22 |
| CURRITUCK | 2 |
| DARE | 3 |
| DAVIDSON | 12 |
| DAVIE | 3 |
| DUPLIN | 5 |
| DURHAM | 75 |
| EDGECOMBE | 1 |
| FORSYTH | 40 |
| FRANKLIN | 4 |
| GASTON | 17 |
| GATES | 0 |
| GRAHAM | 0 |
| GRANVILLE | 8 |
| GREENE | 0 |
| GUILFORD | 56 |
| HALIFAX | 0 |
| HARNETT | 11 |
| HAYWOOD | 2 |
| HENDERSON | 13 |
| HERTFORD | 0 |
| HOKE | 5 |
| HYDE | 0 |
| IREDELL | 33 |
| JACKSON | 1 |

| | |
|----------------|-----------|
| JOHNSTON | 37 |
| JONES | 1 |
| LEE | 16 |
| LENOIR | 4 |
| LINCOLN | 10 |
| MACON | 3 |
| MADISON | 0 |
| MARTIN | 1 |
| MCDOWELL | 2 |
| MECKLENBURG | 167 |
| MITCHELL | 0 |
| MONTGOMERY | 2 |
| MOORE | 5 |
| NASH | 6 |
| NEW HANOVER | 16 |
| NORTHAMPTON | 2 |
| ONSLOW | 17 |
| ORANGE | 15 |
| PAMLICO | 3 |
| PASQUOTANK | 3 |
| PENDER | 9 |
| PERQUIMANS | 0 |
| PERSON | 1 |
| PITT | 75 |
| POLK | 3 |

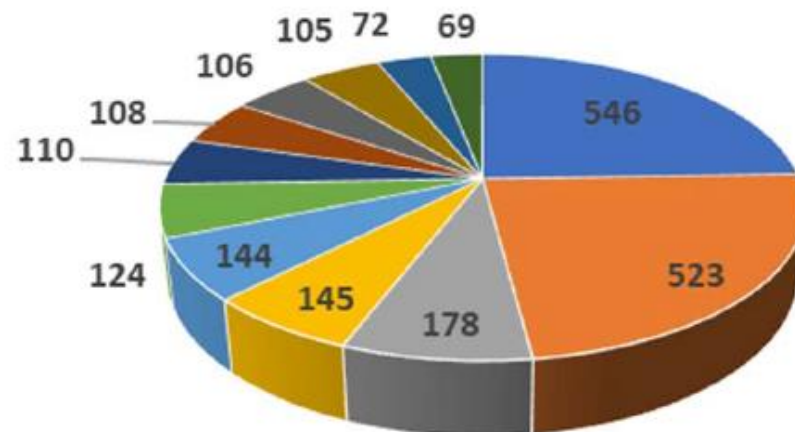
| | |
|-----------------|-----------|
| RANDOLPH | 10 |
| RICHMOND | 0 |
| ROBESON | 6 |
| ROCKINGHAM | 6 |
| ROWAN | 16 |
| RUTHERFORD | 2 |
| SAMPSON | 5 |
| SCOTLAND | 0 |
| STANLY | 4 |
| STOKES | 0 |
| SURRY | 2 |
| SWAIN | 0 |
| TRANSYLVANIA | 1 |
| TYRRELL | 0 |
| UNION | 37 |
| VANCE | 1 |
| WAKE | 150 |
| WARREN | 1 |
| WASHINGTON | 0 |
| WATAUGA | 2 |
| WAYNE | 0 |
| WILKES | 3 |
| WILSON | 2 |
| YADKIN | 1 |
| YANCEY | 0 |

2022 Q3 Incidents by Work Type

| | |
|---------------------|-------------|
| Telecommunications | 909 |
| Water | 514 |
| Electric | 465 |
| Natural Gas | 365 |
| Unknown/Other | 264 |
| Sewer | 246 |
| Cable TV | 148 |
| Fencing | 100 |
| Drainage | 65 |
| Grading | 59 |
| Pole | 53 |
| Storm Drain/Culvert | 45 |
| Landscaping | 45 |
| Road Work | 25 |
| Irrigation | 21 |
| Driveway | 16 |
| Curb/Sidewalk | 13 |
| Street Light | 9 |
| Bldg. Construction | 7 |
| Site Development | 5 |
| Traffic Signal | 4 |
| Railroad | 2 |
| Traffic Sign | 2 |
| Agriculture | 2 |
| Bldg. Demolition | 1 |
| Milling | 1 |
| Grand Total | 3386 |



Top 10 Counties - 2022 Q3 Damages



| | | | |
|--------------|------------------|---------------|-----------------|
| ■ NC-Wake | ■ NC-Mecklenburg | ■ NC-Guilford | ■ NC-Pitt |
| ■ NC-Durham | ■ NC-Cabarrus | ■ NC-Johnston | ■ NC-Cumberland |
| ■ NC-Forsyth | ■ NC-Union | ■ NC-Onslow | ■ NC-Buncombe |

NOTES:

3386 Total incidents reported to NC 811 in the quarter.

Of these: 3297 were damages, 89 were reported near misses (2.6%).

Top 3 Counties = 37% of TOTAL incidents reported

Of the top 10 counties, 3 represent 56% of that group.



Important Dates



NC Underground Damage Prevention Review Board

Tuesday, January 17, 2023

NC811 Events Center, Greensboro

Starts at 10 am

Visit: <https://udprb.nc.gov>



State NCUCC Meeting

Tuesday, Jan 10, 2023

NC811 Events Center, Greensboro

Hybrid meeting 10-12

Go to <https://ncucc.org>

Lunch will be provided



NC Locate Resolution Partnership Committee

Wednesday, November 16, 2022

NC811 Events Center, Greensboro

Hybrid Meeting, 11 am – 1 pm

Go to <https://ncucc.org/> for the virtual meeting link

Tower Lighting



**18th Annual American Tobacco
Tower Lighting Nov 30, including
2,000 free light wands**

On November 30th, 2022, the
American Tobacco Campus will light
up for the holidays.

Wednesday,
November 30th, 2022
6 to 8 p.m.
American Tobacco Amphitheater
318 Blackwell Street, Durham

This event is FREE!



Thanksgiving

November 24

Thursday

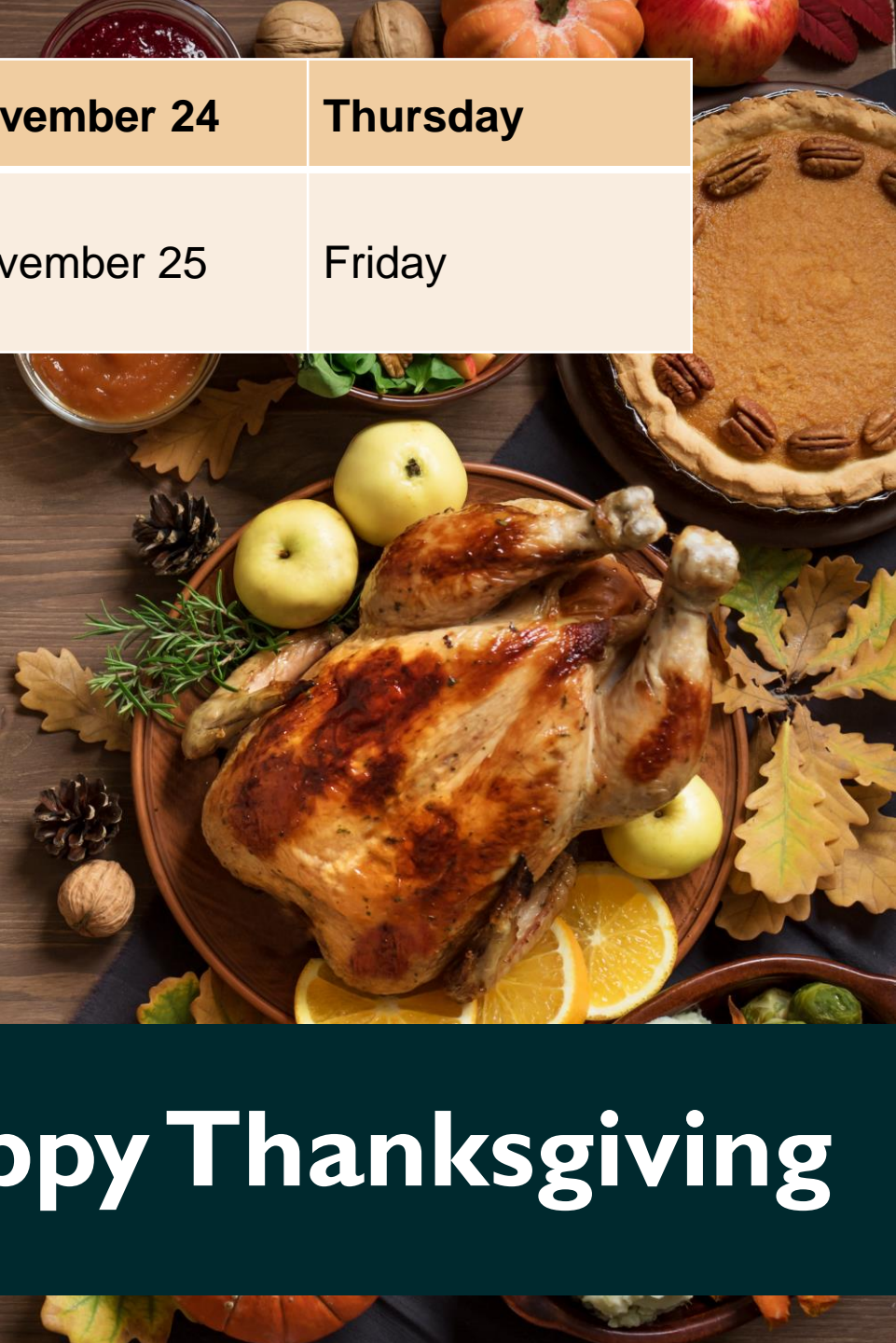
***Thanksgiving
Day After**

November 25

Friday

State Holidays are excluded from and not part of the three (3) working day notice, nor are they part of the life of the ticket in accordance with the NC General Statutes.

Have a Happy Thanksgiving





CALENDAR

For information on NC811 & NCUCC events, visit the calendar section of nc811.org or the nc811 app.

OUR EDUCATION TEAM



Tami Groves
*Education Liaison
Southwest Region*



Ann Rushing
Education Manager



Howard Corey
*Education Liaison
Eastern Region*

For contact info visit <https://nc811.org/education-resources/>

OUR EDUCATION TEAM



Parrish Reddick
*Education Liaison
Piedmont Region*



Tyler Ross
*Education Liaison
Western Region*



Steven Moore
Media Relations Specialist

For contact info visit <https://nc811.org/education-resources/>



THANK YOU!

A copy of this presentation is available at
www.ncucc.org

If this meeting was virtual or hybrid, a video is available on ncucc.org. Go to County UCC's. The video will be listed under the month and year the meeting took place.



Blue Ridge UCC
November 2022

Meeting opened by Chair, Richard Lawrence.

NC811 Presentation given by Tami Groves

Piedmont Natural Gas-Damages on lower side of Second Avenue at 11th. 5/8" line damaged.

Heath-Business as usual.

Dominion Energy-Business as usual.

Thank Richard Lawrence for his many years of dedicated service to the excavation industry and his commitment to safety.

Chris Anthony from Piedmont Natural Gas has offered to help with the leadership of the Blue Ridge UCC.

Next meeting January 18, 2023

Blue Ridge UCC Meeting

Sign in Sheet

Date 11-16-2022

| NAME | COMPANY | ADDRESS | PHONE | FAX NUMBER | E-MAIL ADDRESS |
|-----------------------------------|----------|----------------|---------------------------------|------------|---|
| Richard Lawrence Diane Spencer | PMC | | 428-312-3128 986-425 1620 | | richard.lawrence@duke-energy.com diane.spencer@heathus.com |
| Terry Russell | Heath | | 986-313-5364 | | Terry.Russell@heathus.com |
| Phillip Parker | Dominion | | 704-574-2664 | | Phillip.parker@dominionenergy.com |
| SAM | Acu | 121 Houston Rd | 704-574-2378 | | S.WAITING@DOMINION.COM |
| WITTINGSON | Ull | Teutman Nc | | | DOMINION@duke-energy.com |
| Quetta Hall | DENC | " | 704-574-2378 | | Quetta.Hall@dominionenergy.com |
| Phillip Lowe | PMC | | 919-222-3536 | | Phillip.Lowe@duke-energy.com |
| BRITT | PMC | | 704-575-0581 | | BRITT.JENKINS@duke-energy.com |
| JENKINS | mayland | | | | |

Tami Groves . NC811
336-601-8644
tami@nc811.org