



# MONTHLY UPDATE

---


## DECEMBER 2022

*Foothills UCC*

## A few words from Louis Panzer

---

- Winter is coming, as are expected volume increases.
- Focus in 2023 will be on low hanging fruit. Meaning: no call damages, excessive updates and increased public works education.
- Ask yourself what can YOU do to reduce damages.
- Work safe and enjoy the Holidays!



# NC811 Data Insights

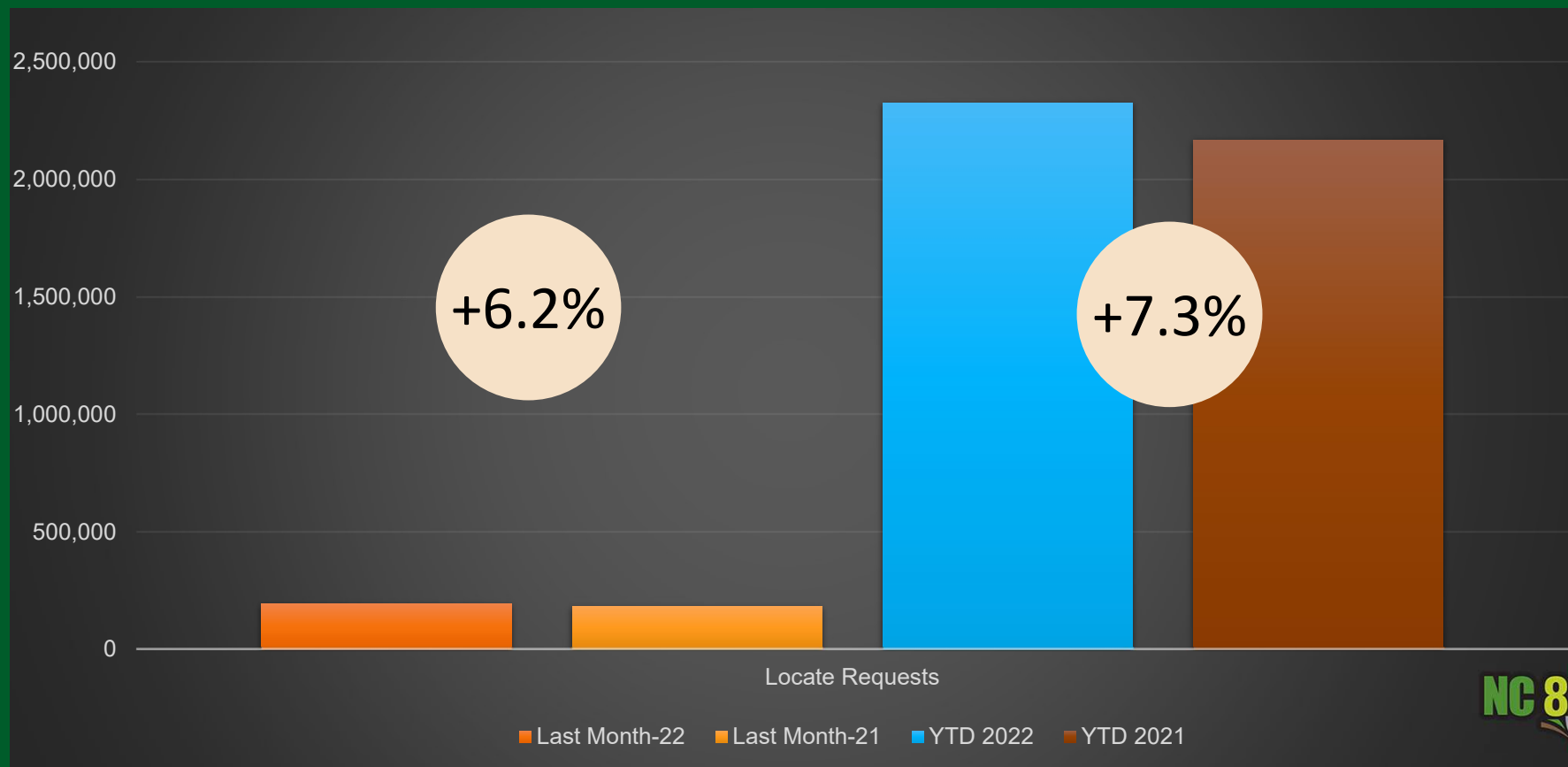
- ✓ Locate requests
- ✓ Transmissions
- ✓ County ticket volume and distribution



# LOCATE REQUESTS IN NORTH CAROLINA

NOV 2022 vs 2021

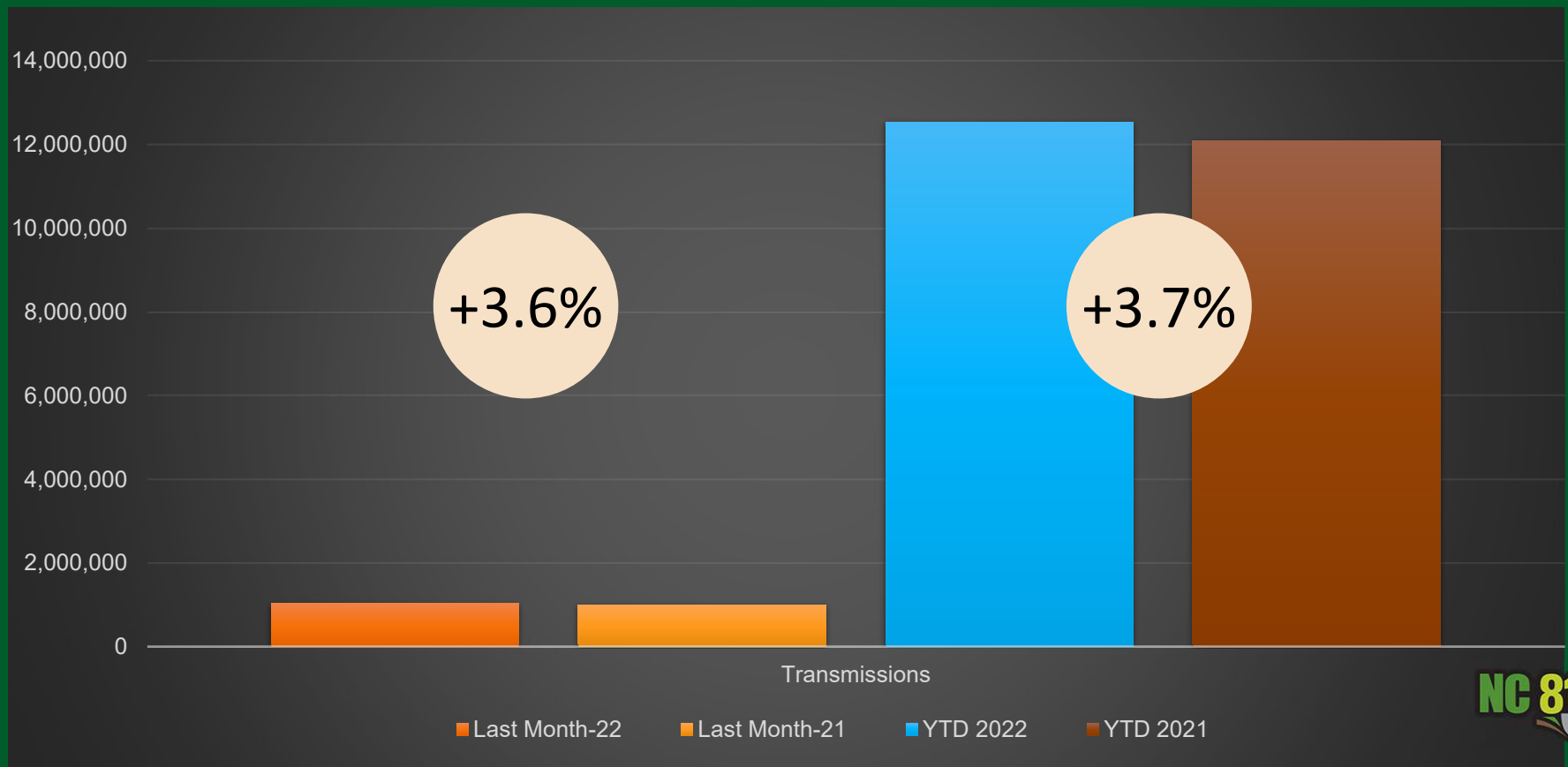
YTD 2022 vs 2021



# TRANSMISSIONS IN NORTH CAROLINA

NOV 2022 vs 2021

YTD 2022 vs 2021



# County Ticket Volume

2022 stats compared with 2021



Cleveland	3 HR	CNCL	NEW	RXMT	UPDT	Total Tickets
2021	13	11	790	25	267	1106
2022	33	4	746	29	354	1166
	153.8%	-63.6%	-5.6%	16.0%	32.6%	5.4%
				<b>Avg Locates per Day</b>		<b>56</b>

# County Ticket Volume

2022 stats compared with 2021



<b>Gaston</b>	<b>3 HR</b>	<b>CNCL</b>	<b>NEW</b>	<b>RXMT</b>	<b>UPDT</b>	<b>Total Tickets</b>
2021	66	15	<b>2471</b>	58	919	<b>3529</b>
2022	195	24	<b>2289</b>	39	1028	<b>3575</b>
	195.5%	60.0%	<b>-7.4%</b>	-32.8%	11.9%	<b>1.3%</b>
				<b>Avg Locates per Day</b>		<b>170</b>

# County Ticket Volume

2022 stats compared with 2021



Rutherford	3 HR	CNCL	NEW	RXMT	UPDT	Total Tickets
2021	14	6	613	14	131	778
2022	21	3	485	13	259	781
	50.0%	-50.0%	-20.9%	-7.1%	97.7%	0.4%
				<b>Avg Locates per Day</b>		<b>37</b>



# County Ticket Volume

YTD stats compared with previous year



Cleveland	3 HR	CNCL	NEW	RXMT	UPDT	Total Tickets
2021	256	101	9953	244	3890	14444
2022	932	84	10455	658	3601	15730
	264.1%	-16.8%	5.0%	169.7%	-7.4%	8.9%

# County Ticket Volume

YTD stats compared with previous year



<b>Gaston</b>	<b>3 HR</b>	<b>CNCL</b>	<b>NEW</b>	<b>RXMT</b>	<b>UPDT</b>	<b>Total Tickets</b>
2021	1196	301	<b>32280</b>	634	13348	<b>47759</b>
2022	2073	275	<b>30399</b>	949	12157	<b>45853</b>
+/- Var	73.3%	-8.6%	<b>-5.8%</b>	49.7%	-8.9%	<b>-4.0%</b>

# County Ticket Volume

YTD stats compared with previous year



<b>Rutherford</b>	<b>3 HR</b>	<b>CNCL</b>	<b>NEW</b>	<b>RXMT</b>	<b>UPDT</b>	<b>Total Tickets</b>
2021	158	80	<b>6451</b>	204	2100	<b>8993</b>
2022	225	79	<b>6936</b>	206	3318	<b>10764</b>
+/- Var	42.4%	-1.3%	<b>7.5%</b>	1.0%	58.0%	<b>19.7%</b>

## County Ticket Distribution

---



<b>CLEVELAND</b>	<b>1166</b>
BELWOOD	7
BOILING SPRINGS	25
CASAR	14
GROVER	49
<b>KINGS MOUNTAIN</b>	<b>293</b>
LAWNDALE	74
MOORESBORO	40
POLKVILLE	13
<b>SHELBY</b>	<b>639</b>

## County Ticket Distribution

---



<b>GASTON</b>	<b>3575</b>
BELMONT	483
BESSEMER CITY	127
CHERRYVILLE	140
CRAMERTON	210
DALLAS	339
<b>GASTONIA</b>	<b>1333</b>
HIGH SHOALS	35
KINGS MOUNTAIN	31
LOWELL	85
MCADENVILLE	42
<b>MOUNT HOLLY</b>	<b>543</b>
RANLO	13
STANLEY	187

## County Ticket Distribution

---



<b>RUTHERFORD</b>	<b>781</b>
BOSTIC	34
CAROLEEN	9
CHIMNEY ROCK	8
ELLENBORO	57
<b>FOREST CITY</b>	<b>182</b>
LAKE LURE	87
<b>RUTHERFORDTON</b>	<b>322</b>
SPINDALE	46
UNION MILLS	15

# Damages Reported for November 2022



ALAMANCE	15
ALEXANDER	1
ALLEGHANY	0
ANSON	2
ASHE	0
AVERY	0
BEAUFORT	0
BERTIE	0
BLADEN	4
BRUNSWICK	14
BUNCOMBE	13
BURKE	0
CABARRUS	23
CALDWELL	2
CAMDEN	1
CARTERET	8
CASWELL	1
CATAWBA	11
CHATHAM	3
CHEROKEE	1
CHOWAN	0
CLAY	1
CLEVELAND	5
COLUMBUS	7
CRAVEN	13

CUMBERLAND	20
CURRITUCK	1
DARE	2
DAVIDSON	17
DAVIE	1
DUPLIN	2
DURHAM	52
EDGECOMBE	4
FORSYTH	33
FRANKLIN	2
GASTON	14
GATES	0
GRAHAM	0
GRANVILLE	3
GREENE	0
GUILFORD	46
HALIFAX	0
HARNETT	21
HAYWOOD	1
HENDERSON	6
HERTFORD	1
HOKE	2
HYDE	0
IREDELL	16
JACKSON	2

JOHNSTON	31
JONES	0
LEE	17
LENOIR	0
LINCOLN	8
MACON	2
MADISON	0
MARTIN	0
MCDOWELL	1
MECKLENBURG	127
MITCHELL	0
MONTGOMERY	4
MOORE	2
NASH	7
NEW HANOVER	16
NORTHAMPTON	0
ONSLow	15
ORANGE	10
PAMLICO	2
PASQUOTANK	0
PENDER	6
PERQUIMANS	1
PERSON	1
PITT	28
POLK	1

RANDOLPH	13
RICHMOND	1
ROBESON	3
ROCKINGHAM	5
ROWAN	8
RUTHERFORD	1
SAMPSON	1
SCOTLAND	1
STANLY	3
STOKES	1
SURRY	3
SWAIN	0
TRANSYLVANIA	1
TYRRELL	0
UNION	29
VANCE	2
WAKE	106
WARREN	1
WASHINGTON	0
WATAUGA	3
WAYNE	4
WILKES	0
WILSON	1
YADKIN	2
YANCEY	0

# Important Dates



## ✓ NC Underground Damage Prevention Review Board

**Tuesday, January 17, 2023**  
**10 am (NC811 Event Center, Greensboro)**

Visit: <https://udprb.nc.gov> for location info

## ✓ State NCUCC Meeting

**Tuesday, January 10, 2023**  
**10 am (NC811 Event Center, Greensboro )**

Visit: <https://ncucc.org/> for location info

## ✓ NC Locate Resolution Partnership Committee

**Wednesday, January 18, 2023**  
**11 am**

NC811 Events Center, Greensboro  
Hybrid Meeting,  
Go to <https://ncucc.org/> for the virtual meeting link





Know what's below.  
811 before you dig.

## Be aware of our upcoming holidays.

State Holidays are excluded from and not part of the three (3) working day notice, nor are they part of the life of the ticket.

Thanksgiving	November 24
*Thanksgiving Day After	November 25
Christmas Eve	December 23
Christmas Day	December 26
*Christmas Day After	December 27
New Years Day 2023	January 2

NC 811.ORG



NC 811.ORG





# CALENDAR

For information on NC811 & NCUCC events, visit the calendar section of [nc811.org](http://nc811.org) or the nc811 app.

# OUR EDUCATION TEAM



**Tami Groves**  
*Education Liaison  
Southwest Region*



**Ann Rushing**  
*Education Manager*



**Howard Corey**  
*Education Liaison  
Eastern Region*



For contact info visit <https://nc811.org/education-resources/>

# OUR EDUCATION TEAM

---



**Parrish Reddick**  
*Education Liaison  
Piedmont Region*



**Tyler Ross**  
*Education Liaison  
Western Region*



**Steven Moore**  
*Media Relations Specialist*

For contact info visit <https://nc811.org/education-resources/>



# THANK YOU!

---

A copy of this presentation is available at  
[www.ncucc.org](http://www.ncucc.org)

If this meeting was virtual or hybrid, a video is available on [ncucc.org](http://ncucc.org). Go to County UCC's. The video will be listed under the month and year the meeting took place.



Foothills UCC

12/6/22

Names	e-mail	number
1/2 ER ROSS	tyler@nc811.org	336-944-1087
Corbin Bergman	corbin.bergman@cityofkn.com	704-300-6551
Tyler Bowen	Tyler.Bowen@cityofkn.com	704-477-0765
Scott Rice	scott.rice@dominionenergy.com	704-718-4165
Cather Randle	Cather.Randle@Dominionenergy.com	704-572-0781
Todd DAVIS	tdavis@Bessemercity.com	704-729-6519
Tanner Dinges	Tdinges@Bessemercity.com	704-473-7410
Joe MAYES	jmfence1@BellSouth.net	704-913-4392
Richard Walsh	richard.walsh@Dominionenergy.com	828-273-8446
Tom Brookshire	tbrookshire@dominionenergy.com	828-890-7553
Eric Ruth	eric.ruth@Dominionenergy.com	704-718-6709
Scott Huffstetter	scott.huffstetter@dominionenergy.com	704-718-3436
Austin Seay	austin.seay@cityofshelby.com	704-484-6840
Bryant Nodine	bryant.nodine@cityofshelby.com	704-484-6840

## Foothills Utility Coordinating Committee

*“To provide a forum to promote safety standards, common concerns and the awareness of prevention of unnecessary damages to utilities’ infrastructure within Davidson County.”*



## Minutes for Foothills Utility Coordinating Committee

**Date: 12-6-22**

- I. Call to Order
- II. Narrative: Tyler Ross
  - Tickets
    - i. Cleveland County
      - MTH- '21: 1,106 – '22: 1,166 +5.4%
      - YTD- '21: 14,444- '22: 15,730 +8.9%
    - ii. Gaston County
      - MTH- '21: 3,529- '22: 3,575 +1.3%
      - YTD- '21: 47,759- '22: 45,853 -4.0%
    - iii. Rutherford County
      - MTH- '21: 778- '22: 781 +0.4%
      - YTD- '21: 8,993- '22: 10,764 +19.7%
- III. Old Business
  - Scott Huffstetler with Dominion discussed taking over as chair for Chase, who has moved into a new position.
  - Scott asked for anyone who would be interested in being the vice-chair to reach out
  - Scott discussed the desire to move the meeting around to encourage participation from other members who were not present. The January meeting will be at Dominion and Tyler and Scott will work with other members to host in their areas. Tyler will coordinate finding a restaurant that can accommodate per each area.
  - Folks were asked to contact Scott with area recommendations for the remaining meetings
- IV. New Business
  - Scott discussed that he currently has each locator handling 42 locates daily.

## Foothills Utility Coordinating Committee

*“To provide a forum to promote safety standards, common concerns and the awareness of prevention of unnecessary damages to utilities’ infrastructure within Davidson County.”*



- Scott discussed reaching out to home builders and contractors in the areas to have an educational meeting with them on their time. Possibly in the evenings.
- Bessemer City reported the area being cleared for new warehouses and discussed the service they will be running.

V. Adjourned