

County: Lower Cape Fear Date: 4 / 18 / 2023

County:

Date: _____

4/18/2023

[illegible]



APRIL 2023

**NC811 Monthly Update
Lower Cape Fear UCC**



FROM LOUIS PANZER



- It's safe digging month!
- CGA meetings and conference April 17-20.
- Reminder: 811 every dig. Disregard depth.
- Safe digging: doesn't end with 811
- What can we do to serve you better?



NATIONAL SAFE DIGGING MONTH

Download our safe digging month toolkit
nc811.org/national-safe-digging-month

**TREASURE
HUNT**

The contest only takes a few minutes to enter, and you could win \$300. Ends April 30th.
nc811.org/treasure-hunt

APRIL 12

Durham Bulls Baseball Game
6:30 PM - 8:30 PM
Durham Bulls Stadium, 409
Blackwell Street, Durham, NC

APRIL 18

Lineman Appreciation Day
This day honors the hard work that women and men put in to keep the power on.



April 24 - 30 is Locator Safety & Appreciation Week. Use this week to recognize the work locators do and the work they make possible



**APRIL IS
811 MONTH**





2023 NASCAR Xfinity Series
Martinsville Speedway
April 15, 2023

#BeforeYouDig250



BECOME A SAFE DIGGING PARTNER WITH NC 811

A Safe Digging partner is a company who follows the law, keeps their employees educated and safe, and partners to share the message of safe digging.

BENEFITS OF PARTNERSHIP:

- Being a Safe Digging Partner costs you nothing. Partnership is completely FREE.
- We simply want you to help share the 811, Call Before You Dig message.
- NC811 provides Free Safe Digging Partner Stickers for your company vehicles and equipment so you can proudly share the 811 message with everyone.
- Companies are recognized for their commitment.
- Being a partner identifies you and your company as a leader in underground damage prevention.

nc811.org/safe-digging-partner


A CLOSER LOOK

Locate Requests

Transmissions

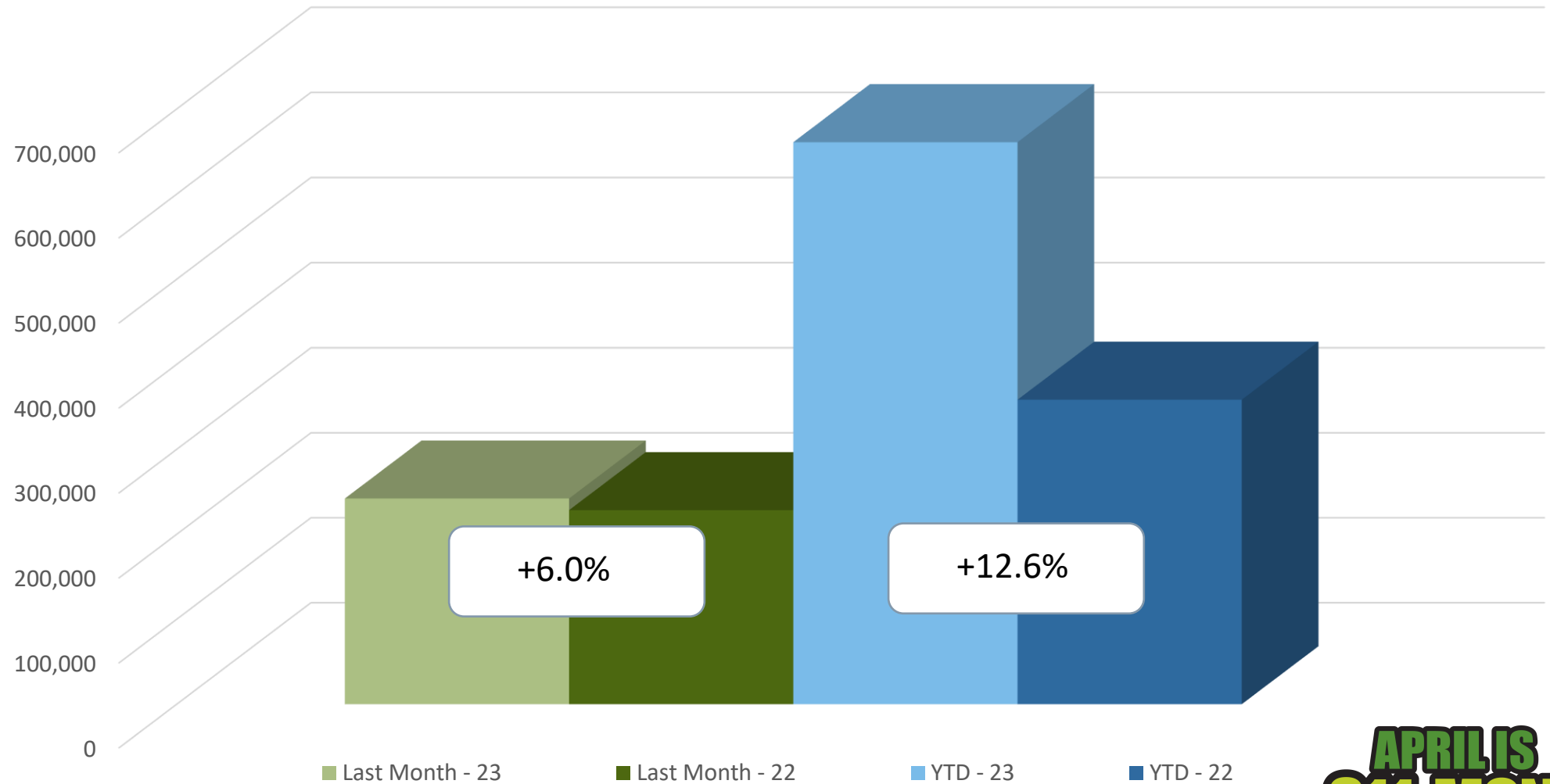
County Ticket Volume

Distribution



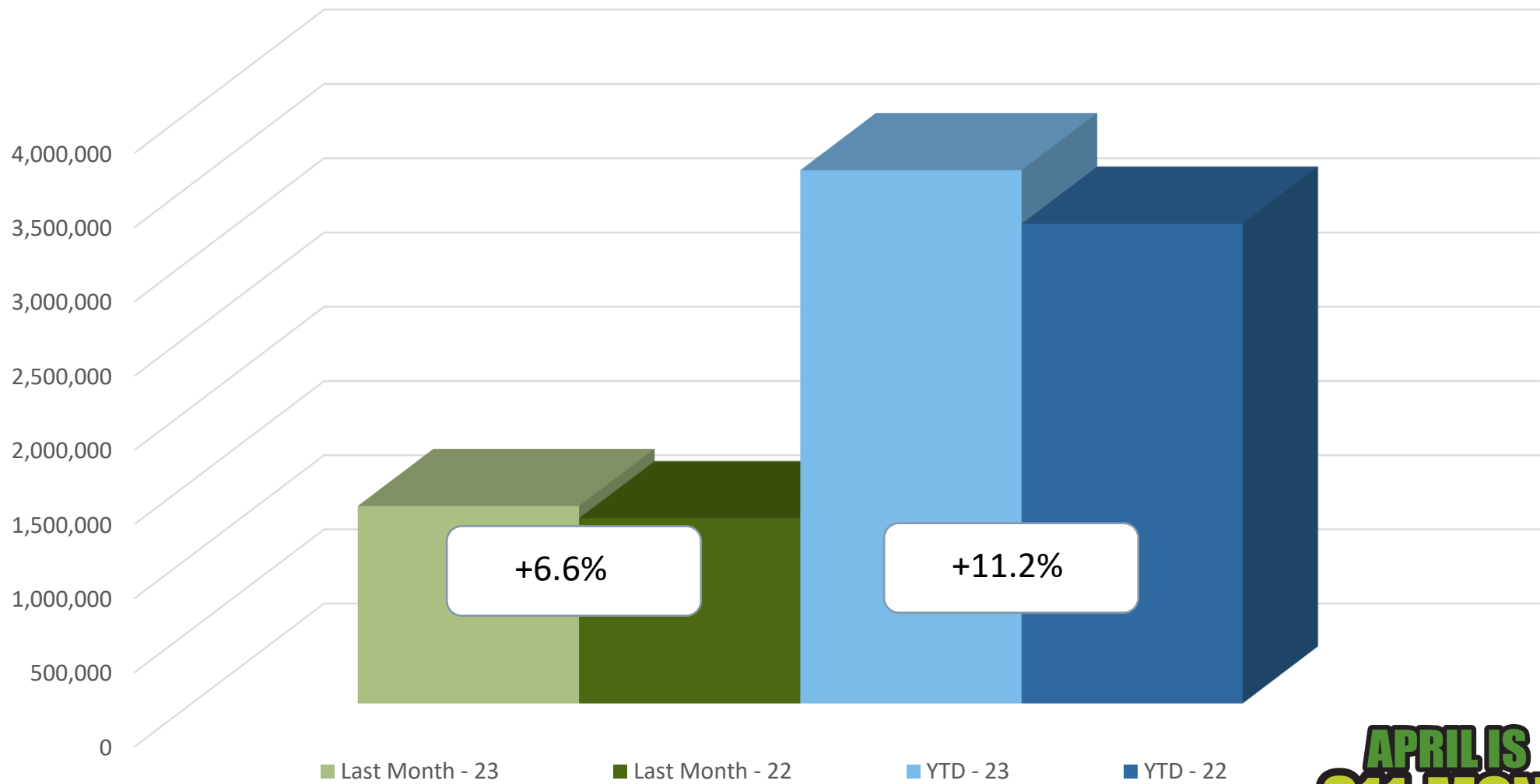
Locate Requests for NC

March 2023 vs 2022 and YTD



Transmissions for NC

March 2023 vs 2022 and YTD



County Ticket Volume

March 2023 vs 2022



| New Hanover | 3 HR | CNCL | NEW | RXMT | UPDT | TOTAL Tickets |
|----------------|--------|--------|---------------------|--------|-------|------------------|
| 2022 | 53 | 19 | 2753 | 64 | 1163 | 4052 |
| 2023 | 276 | 55 | 3060 | 129 | 1973 | 5493 |
| +/- Var | 420.8% | 189.5% | 11.2% | 101.6% | 69.6% | 35.6% |
| | | | Avg Locates per Day | | | 239 |

County Ticket Volume

March 2023 vs 2022



| Brunswick | 3 HR | CNCL | NEW | RXMT | UPDT | TOTAL Tickets |
|-----------|-------|-------|---------------------|--------|-------|---------------|
| 2022 | 136 | 35 | 3980 | 133 | 1108 | 5392 |
| 2023 | 184 | 46 | 4017 | 111 | 1909 | 6267 |
| +/- Var | 35.3% | 31.4% | 0.9% | -16.5% | 72.3% | 16.2% |
| | | | Avg Locates per Day | | | 272 |

County Ticket Volume

March 2023 vs 2022



| Pender | 3 HR | CNCL | NEW | RXMT | UPDT | TOTAL Tickets |
|---------|-------|------|---------------------|-------|-------|---------------|
| 2022 | 26 | 12 | 1005 | 47 | 485 | 1575 |
| 2023 | 41 | 12 | 1007 | 57 | 718 | 1835 |
| +/- Var | 57.7% | 0.0% | 0.2% | 21.3% | 48.0% | 16.5% |
| | | | Avg Locates per Day | | | 80 |

County Ticket Volume

YTD vs Previous Year



| New Hanover | 3 HR | CNCL | NEW | RXMT | UPDT | TOTAL Tickets |
|----------------|--------|--------|---------------------|--------|-------|------------------|
| 2022 | 164 | 53 | 7250 | 143 | 2917 | 10527 |
| 2023 | 929 | 162 | 8434 | 405 | 5029 | 14959 |
| +/- Var | 466.5% | 205.7% | 16.3% | 183.2% | 72.4% | 42.1% |
| | | | Avg Locates per Day | | | 230 |

County Ticket Volume

YTD vs Previous Year



| Brunswick | 3 HR | CNCL | NEW | RXMT | UPDT | TOTAL Tickets |
|-----------|-------|-------|---------------------|-------|-------|---------------|
| 2022 | 296 | 76 | 9946 | 230 | 2738 | 13286 |
| 2023 | 442 | 109 | 10937 | 253 | 4229 | 15970 |
| +/- Var | 49.3% | 43.4% | 10.0% | 10.0% | 54.5% | 20.2% |
| | | | Avg Locates per Day | | | 246 |

County Ticket Volume

YTD vs Previous Year



| Pender | 3 HR | CNCL | NEW | RXMT | UPDT | TOTAL Tickets |
|---------|-------|-------|---------------------|-------|--------|---------------|
| 2022 | 91 | 29 | 2554 | 137 | 1050 | 3861 |
| 2023 | 156 | 35 | 2891 | 183 | 2394 | 5659 |
| +/- Var | 71.4% | 20.7% | 13.2% | 33.6% | 128.0% | 46.6% |
| | | | Avg Locates per Day | | | 87 |

County Ticket Distribution

| County/Place | 03 Mar |
|-----------------------|-------------|
| NEW HANOVER | 5493 |
| CAROLINA BEACH | 240 |
| CASTLE HAYNE | 298 |
| HIGHTSVILLE | 14 |
| KINGS GRANT | 18 |
| KIRKLAND | 25 |
| KURE BEACH | 66 |
| MASONBORO | 11 |
| MURRAYSVILLE | 33 |
| MYRTLE GROVE | 33 |
| OGDEN | 88 |
| SILVER LAKE | 49 |
| WILMINGTON | 4465 |
| WRIGHTSBORO | 73 |
| WRIGHTSVILLE BEACH | 55 |



County Ticket Distribution

| County/Place | 03 Mar |
|-----------------------------|-------------|
| BRUNSWICK | 6267 |
| ASH | 30 |
| BALD HEAD ISLAND | 143 |
| BELVILLE | 35 |
| BOILING SPRING LAKES | 141 |
| BOLIVIA | 456 |
| CALABASH | 450 |
| CAROLINA SHORES | 87 |
| CASWELL BEACH | 5 |
| HOLDEN BEACH | 51 |
| LELAND | 1497 |
| LONGWOOD | 7 |
| MIDWAY | 5 |
| NAVASSA | 41 |
| NORTHWEST | 65 |

| | |
|-------------------------|------------|
| OAK ISLAND | 378 |
| OCEAN ISLE BEACH | 532 |
| SAINT JAMES | 96 |
| SEASIDE | 4 |
| SHALLOTTE | 290 |
| SOUTHPORT | 995 |
| SUNSET BEACH | 207 |
| SUPPLY | 270 |
| TOWN CREEK | 33 |
| WINNABOW | 435 |



County Ticket Distribution

| County/Place | 03 Mar |
|--------------------|-------------|
| PENDER | 1835 |
| ATKINSON | 332 |
| BURGAW | 117 |
| CURRIE | 38 |
| HAMPSTEAD | 910 |
| MAPLE HILL | 5 |
| ROCKY POINT | 193 |
| SAINT HELENA | 5 |
| SCOTTS HILL | 11 |
| SURF CITY | 119 |
| TOPSAIL | 36 |
| TOPSAIL BEACH | 18 |
| WALLACE | 15 |
| WATHA | 5 |
| WILLARD | 26 |





Top 15 Callers for New Hanover

| Rank | Name | Totals |
|------|------------------------------------|--------|
| 1 | PIEDMONT UTILITY GROUP, LLC | 462 |
| 2 | MASTEC | 422 |
| 3 | SOUTHEASTERN CABLE CONTRACTORS | 265 |
| 4 | MASTEC | 245 |
| 5 | MASTEC | 224 |
| 6 | SOUTHEAST CONNECTIONS, LLC | 203 |
| 7 | CAROLINA CIVILWORKS, INC | 143 |
| 8 | AT&T UTILITY OPERATIONS | 131 |
| 9 | ANSCO & ASSOCIATES, LLC | 128 |
| 10 | THOMSON CORDER & CO | 118 |
| 11 | G P ASSOCIATES, INC | 99 |
| 12 | SOUTHEASTERN CABLE CONTRACTORS | 98 |
| 13 | AT&T UTILITY OPERATIONS | 90 |
| 14 | BALFOUR BEATTY INFRASTRUCTURE, INC | 90 |
| 15 | M G M TECHNOLOGIES LLC | 75 |



Top 15 Callers for Brunswick

| Rank | Name | Totals |
|------|------------------------------------|--------|
| 1 | ATMC | 958 |
| 2 | QUANTA SERVICES | 367 |
| 3 | SOUTHEASTERN CABLE CONTRACTORS | 255 |
| 4 | DOUBLE J DIRECTIONAL DRILLING, LLC | 211 |
| 5 | SOUTHEAST CONNECTIONS, LLC | 211 |
| 6 | QUANTA SERVICES | 196 |
| 7 | GREAT LAKES DREDGE AND DOCK | 147 |
| 8 | M N B CONSTRUCTION | 145 |
| 9 | SOUTHEASTERN CABLE CONTRACTORS | 140 |
| 10 | STATE UTILITY CONTRACTORS | 120 |
| 11 | BRUNSWICK COUNTY PUBLIC UTILITIES | 108 |
| 12 | THOMSON CORDER & CO | 98 |
| 13 | MASTEC | 95 |
| 14 | DATAWATT SOLUTIONS, INC | 83 |
| 15 | BRUNSWICK COUNTY PUBLIC UTILITIES | 82 |

Top 10 Callers for Pender



| Rank | Name | Totals |
|------|--------------------------------|--------|
| 1 | KVA COMMUNICATIONS | 224 |
| 2 | MASTEC | 138 |
| 3 | SOUTHEASTERN CABLE CONTRACTORS | 115 |
| 4 | SOUTHEASTERN CABLE CONTRACTORS | 78 |
| 5 | HAL COLLINS CONSTRUCTION | 56 |
| 6 | MASTEC | 56 |
| 7 | MID ATLANTIC CABLE SOLUTIONS | 48 |
| 8 | TUCKER, INC | 44 |
| 9 | MILAM PLUMBING, INC | 43 |
| 10 | HAL COLLINS CONST | 41 |

DAMAGES



DIRT Damage Information
Reporting Tool

Damages reported for March



| | |
|---------------|----|
| NC-Alamance | 7 |
| NC-Alexander | 4 |
| NC-Anson | 1 |
| NC-Bladen | 3 |
| NC-Brunswick | 28 |
| NC-Buncombe | 15 |
| NC-Burke | 3 |
| NC-Cabarrus | 34 |
| NC-Caldwell | 6 |
| NC-Carteret | 5 |
| NC-Caswell | 2 |
| NC-Catawba | 14 |
| NC-Chatham | 4 |
| NC-Cherokee | 2 |
| NC-Cleveland | 6 |
| NC-Columbus | 3 |
| NC-Craven | 18 |
| NC-Cumberland | 30 |
| NC-Currituck | 5 |
| NC-Davidson | 17 |
| NC-Davie | 7 |
| NC-Duplin | 3 |
| NC-Durham | 27 |
| NC-Edgecombe | 1 |
| NC-Forsyth | 32 |



| | |
|----------------|-----|
| NC-Franklin | 5 |
| NC-Gaston | 18 |
| NC-Granville | 4 |
| NC-Guilford | 48 |
| NC-Halifax | 1 |
| NC-Harnett | 13 |
| NC-Henderson | 8 |
| NC-Hoke | 4 |
| NC-Iredell | 30 |
| NC-Jackson | 1 |
| NC-Johnston | 26 |
| NC-Lee | 8 |
| NC-Lenoir | 2 |
| NC-Lincoln | 7 |
| NC-Martin | 1 |
| NC-McDowell | 1 |
| NC-Mecklenburg | 166 |
| NC-Montgomery | 2 |
| NC-Moore | 6 |
| NC-Nash | 4 |
| NC-New Hanover | 18 |
| NC-Onslow | 25 |
| NC-Orange | 11 |
| NC-Pamlico | 3 |
| NC-Pasquotank | 1 |



| | |
|---------------|-----|
| NC-Pender | 11 |
| NC-Pitt | 38 |
| NC-Polk | 1 |
| NC-Randolph | 24 |
| NC-Robeson | 7 |
| NC-Rockingham | 6 |
| NC-Rowan | 10 |
| NC-Rutherford | 2 |
| NC-Sampson | 1 |
| NC-Scotland | 1 |
| NC-Stanly | 6 |
| NC-Stokes | 2 |
| NC-Surry | 2 |
| NC-Union | 52 |
| NC-Vance | 1 |
| NC-Wake | 161 |
| NC-Warren | 2 |
| NC-Watauga | 1 |
| NC-Wayne | 9 |
| NC-Wilkes | 1 |
| NC-Wilson | 4 |
| NC-Yadkin | 1 |

CALENDAR

NCUDPRB

Tuesday, April 18 at 10 am

NC811 Events Center, Greensboro

Visit <https://udprb.nc.gov> for more information.

NCLRPC

Wednesday, May 17 at 11 am

NC811 Events Center, Greensboro

Visit <https://ncucc.org> for more information.

NC811 BOARD MEETING

Friday, April 21 at 8 am

Chetola Resort, Blowing Rock, NC

Contact Stephanie Brown for more details. Stephanie@nc811.org

STATE UCC

Tuesday, July 11 at 10 am

Dominion Energy

1801 Trinity Church Road

Concord, NC

Visit <https://ncucc.org> for more information





ncucc.org/joint-nc-sc-uccc

The Conference has attendees from both states, and typically draws 200-250 attendees from various public and private utilities and service providers such as locating, construction, and design companies. Speakers and attendees will congregate in the Cherokee Tower for various presentations on Protection of Utilities, Work Zone Safety, Design/Build, and Damage Prevention. Vendors will exhibit their products and services.

Registration is \$125 per attendee.

That will increase to \$150 after April 21st.



Positions Available:

Customer Service Representative

Essential Functions and Duties:

Customer Service Representatives are expected to project a professional company image through phone interaction with excavators and the general public. Duties include answering incoming calls, accurately recording excavation data for underground notification and reading maps.

Hours:

Day, Evening or Night Shifts. Job may involve overtime, split-shifts and weekends.

Training:

On-site training

WE ARE HIRING

To apply go to nc811.org/about/ and click on employment





Download our safe digging month toolkit
nc811.org/national-safe-digging-month

OUR NC811 EDUCATION TEAM



STEVEN MOORE
Media Relation Specialist




ANN RUSHING
Education Manager



HOWARD COREY
Eastern Liaison



TAMI GROVES
Southeast Liaison



TYLER ROSS
Western Liaison



PARRISH REDDICK
Piedmont Liaison



THANK YOU



A copy of this presentation is available at www.ncucc.org

If this meeting was virtual or hybrid, a video is available on ncucc.org. Go to County UCC's. The video will be listed under the month and year the meeting took place.

