


5/16/2023

[illegible]



MAY 2023

NC811 Monthly Update
Lower Cape Fear UCC

The background of the entire graphic is a photograph showing the silhouettes of five soldiers in full combat gear, including helmets and rifles. They are positioned in a line, facing away from the viewer towards a bright, low sun that creates a dramatic orange and yellow glow across the sky. The soldiers are standing on what appears to be a dark, uneven terrain.

MAY IS NATIONAL MILITARY APPRECIATION MONTH

National Military Appreciation Month in May is a month-long observance honoring the sacrifices of the United States Armed Forces.

Today, the United States Armed Forces is comprised of six branches including the Army, Navy, Airforce, Marines, Coast Guard, and Space Force. The U.S. military force is 2.2 million strong and includes National Guard and Reserve units.

There are more military-related observances during the month of May than any other month, so it is an appropriate time to celebrate the men and women in uniform. During May, we recognize Loyalty Day, VE Day (the end of World War II in Europe on May 8, 1945), Armed Forces Day, Military Spouses Day, and Memorial Day.

#MilitaryAppreciationMonth



**May is Electrical
Safety Month.**

Safety Starts with You.

#ElectricalSafetyMonth

10 Electrical Safety Rules

1

Prevent electrical equipment from contacting wet areas

2

Ensure safe use when unplugging

3

Install properly and tidy electrical cords

4

Understand your switchboard

5

Look out for electrical lines

6

Childproof your outlets

7

Investigate Flickering Lights

8

Install warning signs

9

Don't DIY

10

Call for help



Western NC

- White Lining and adequately describing an area
- Updating a ticket with different address or additional addresses

Southeast NC

- Entering locate requests prior to even having permits to do the work.
- Updating tickets long after work has been completed. *Big area Cabarrus right now

Eastern NC

- Please make sure you have all approvals, including DOT encroachments, municipal permits, State approvals before you submit your locate request.

Piedmont Triad Area

- We still have callers/folks (like other liaisons) in my area calling in tickets for locate before all permits (state, county & municipalities) have been issued.
- There are still too many updates on tickets that DON'T need to be updated.



APRIL "NSDM" WRAP UP



EVENTS HAPPENING IN MAY

MAY 3-5

NC/SC Joint UCC Conference
Harrah's Cherokee Casino Resort

MAY 16
4:30 PM

Honey Hunters Baseball Game
800 W Franklin Blvd,
Gastonia, NC, 28052

MAY 17
11 AM

NCLRPC
NC811 Events Center
Greensboro, NC

MAY 31
6:30 PM

Durham Bulls Baseball Game
428 Morris St,
Durham, NC 27701




A CLOSER LOOK

Locate Requests

Transmissions

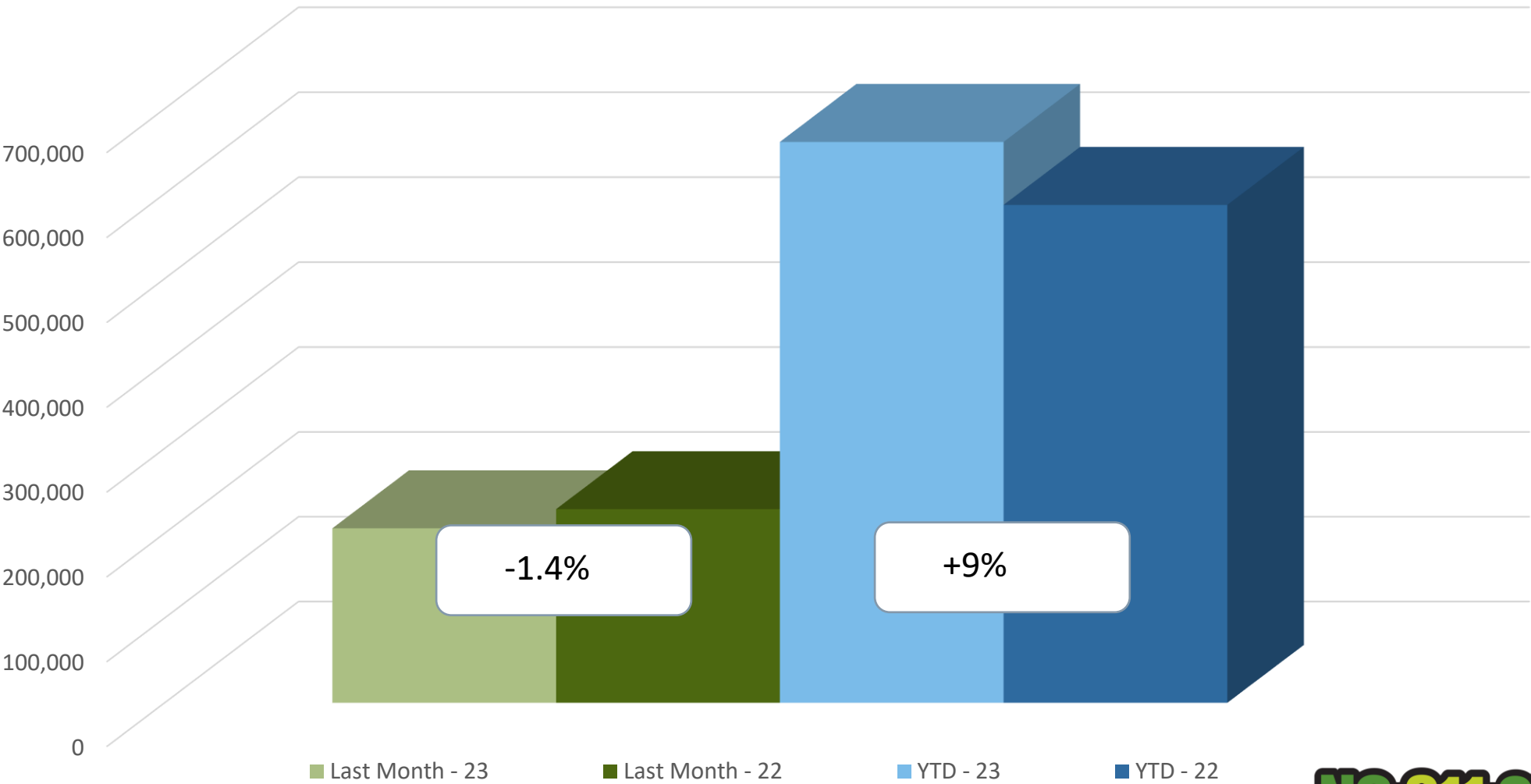
County Ticket Volume

Distribution



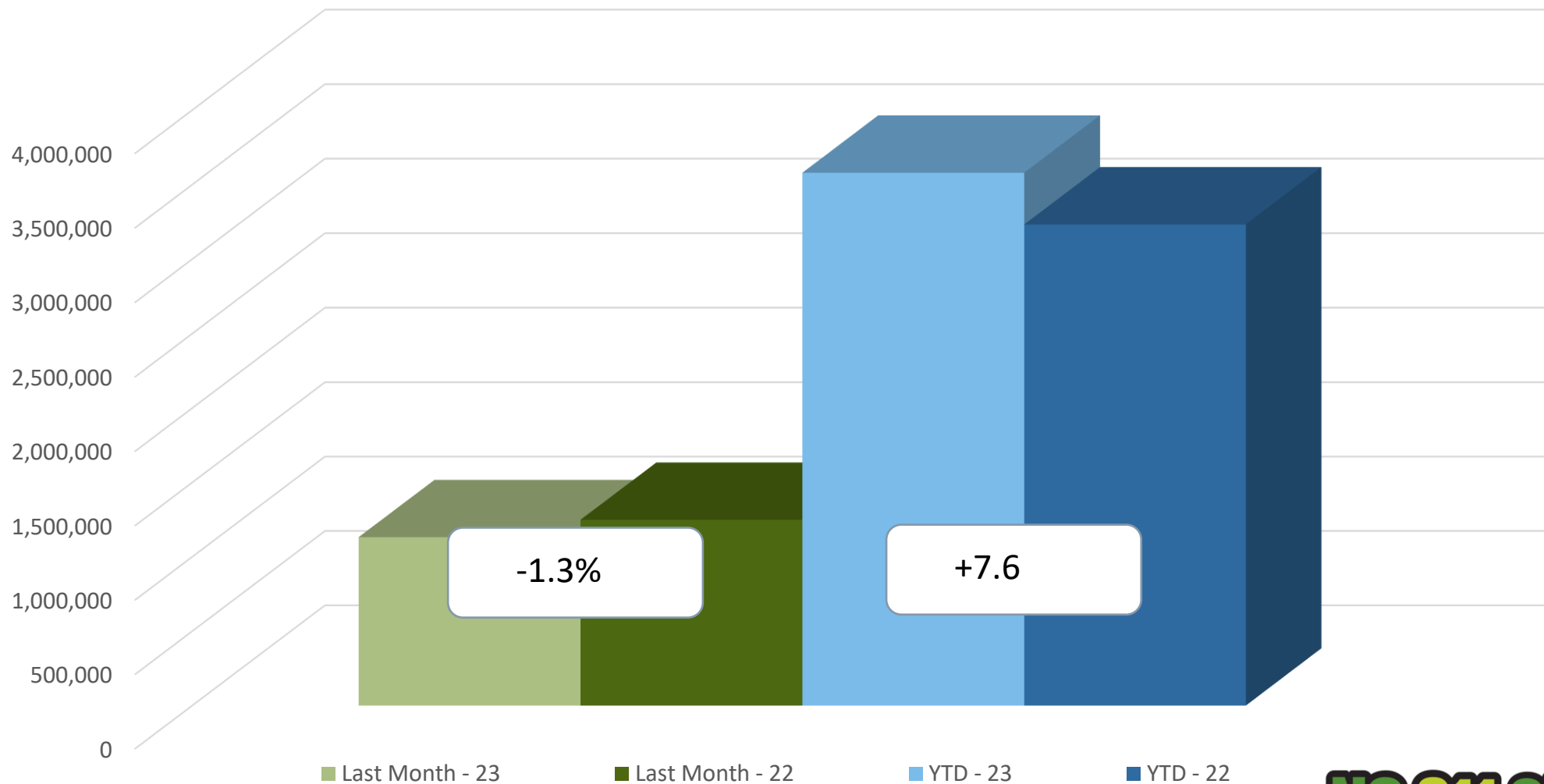
Locate Requests for NC

April 2023 vs 2022 and YTD



Transmissions for NC

April 2023 vs 2022 and YTD



County Ticket Volume

April 2023 vs 2022

New Hanover	3 HR	CNCL	NEW	RXMT	UPDT	TOTAL Tickets
2022	91	30	2439	84	956	3600
2023	174	33	2612	80	1561	4460
+/- Var	91.2%	10.0%	7.1%	-4.8%	63.3%	23.9%
			Avg Locates per Day			235

County Ticket Volume

April 2023 vs 2022

Brunswick	3 HR	CNCL	NEW	RXMT	UPDT	TOTAL Tickets
2022	146	61	3551	109	1301	5168
2023	98	72	3554	75	1587	5386
+/- Var	-32.9%	18.0%	0.1%	-31.2%	22.0%	4.2%
		Avg Locates per Day				283

County Ticket Volume

April 2023 vs 2022

Pender	3 HR	CNCL	NEW	RXMT	UPDT	TOTAL Tickets
2022	40	11	891	39	423	1404
2023	50	28	1171	22	824	2095
+/- Var	25.0%	154.5%	31.4%	-43.6%	94.8%	49.2%
			Avg Locates per Day			110

County Ticket Volume

YTD vs Previous Year

New Hanover	3 HR	CNCL	NEW	RXMT	UPDT	TOTAL Tickets
2022	255	83	9689	227	3873	14127
2023	1103	195	11046	485	6590	19419
+/- Var	332.5%	134.9%	14.0%	113.7%	70.2%	37.5%
			Avg Locates per Day			237

County Ticket Volume

YTD vs Previous Year

Brunswick	3 HR	CNCL	NEW	RXMT	UPDT	TOTAL Tickets
2022	442	137	13497	339	4039	18454
2023	540	181	14491	328	5816	21356
+/- Var	22.2%	32.1%	7.4%	-3.2%	44.0%	15.7%
			Avg Locates per Day			260

County Ticket Volume

YTD vs Previous Year

Pender	3 HR	CNCL	NEW	RXMT	UPDT	TOTAL Tickets
2022	131	40	3445	176	1473	5265
2023	206	63	4062	205	3218	7754
+/- Var	57.3%	57.5%	17.9%	16.5%	118.5%	47.3%
			Avg Locates per Day			95

County Ticket Distribution

County/Place	04 Apr
NEW HANOVER	4460
BAYSHORE	5
CAROLINA BEACH	167
CASTLE HAYNE	217
FORT FISHER	12
HIGHTSVILLE	11
KINGS GRANT	17
KIRKLAND	12
KURE BEACH	46
MASONBORO	9
MURRAYSVILLE	22
MYRTLE GROVE	20
MYRTLE GROVE JUNCTIO	14
OGDEN	34
SILVER LAKE	26
WILMINGTON	3753
WRIGHTSBORO	31
WRIGHTSVILLE BEACH	56

County Ticket Distribution

County/Place	04 Apr
BRUNSWICK	5386
ASH	31
BALD HEAD ISLAND	67
BELVILLE	27
BOILING SPRING LAKES	93
BOLIVIA	466
BRUNSWICK STATION	4
CALABASH	447
CAROLINA SHORES	77
CASWELL BEACH	8
HOLDEN BEACH	25
LELAND	1353
MIDWAY	4
NAVASSA	36
NORTHWEST	39

OAK ISLAND	384
OCEAN ISLE BEACH	372
SAINT JAMES	74
SHALLOTTE	360
SOUTHPORT	720
SUNSET BEACH	136
SUPPLY	250
TOWN CREEK	29
VARNAMTOWN	3
WINNABOW	370

County Ticket Distribution

County/Place	04 Apr
PENDER	2095
ATKINSON	303
BURGAW	83
CURRIE	30
HAMPSTEAD	1248
ROCKY POINT	191
SCOTTS HILL	14
SURF CITY	112
TOPSAIL	67
TOPSAIL BEACH	14
WALLACE	3
WATHA	3
WILLARD	20

Top 10 callers for New Hanover County

Rank	Name	Totals
1	MASTEC	589
2	PIEDMONT UTILITY GROUP, LLC	338
3	SOUTHEASTERN CABLE CONTRACTORS	223
4	MASTEC	198
5	ANSCO & ASSOCIATES, LLC	149
6	CAROLINA CIVILWORKS, INC	136
7	SOUTHEAST CONNECTIONS, LLC	134
8	AT&T UTILITY OPERATIONS	117
9	AT&T UTILITY OPERATIONS	104
10	BALFOUR BEATTY INFRASTRUCTURE, INC	90

Top 10 callers for Brunswick County

Rank	Name	Totals
1	ATMC	821
2	QUANTA SERVICES	415
3	SOUTHEASTERN CABLE CONTRACTORS	237
4	DOUBLE J DIRECTIONAL DRILLING, LLC	176
5	QUANTA SERVICES	141
6	STATE UTILITY CONTRACTORS	135
7	MASTEC	123
8	BRUNSWICK COUNTY PUBLIC UTILITIES	115
9	SOUTHEAST CONNECTIONS, LLC	106
10	SOUTHEASTERN CABLE CONTRACTORS	95

Top 10 callers for Pender County

Rank	Name	Totals
1	PIEDMONT UTILITY GROUP, LLC	420
2	KVA COMMUNICATIONS	224
3	MASTEC	157
4	SOUTHEASTERN CABLE CONTRACTORS	94
5	MID ATLANTIC CABLE SOLUTIONS	89
6	C M MITCHELL CONSTRUCTION	58
7	SOUTHEAST CONNECTIONS, LLC	50
8	AT&T UTILITY OPERATIONS	41
9	SOUTHEASTERN CABLE CONTRACTORS	40
10	G P ASSOCIATES, INC	39

DAMAGES



DIRT Damage Information
Reporting Tool

826 Damages reported for April



NC-Alamance	21
NC-Beaufort	1
NC-Bertie	1
NC-Bladen	1
NC-Brunswick	23
NC-Buncombe	7
NC-Burke	3
NC-Cabarrus	16
NC-Caldwell	2
NC-Camden	1
NC-Carteret	5
NC-Caswell	1
NC-Catawba	10
NC-Chatham	5
NC-Cherokee	1
NC-Cleveland	5
NC-Columbus	7
NC-Craven	9
NC-Cumberland	21
NC-Currituck	1
NC-Dare	2
NC-Davidson	19

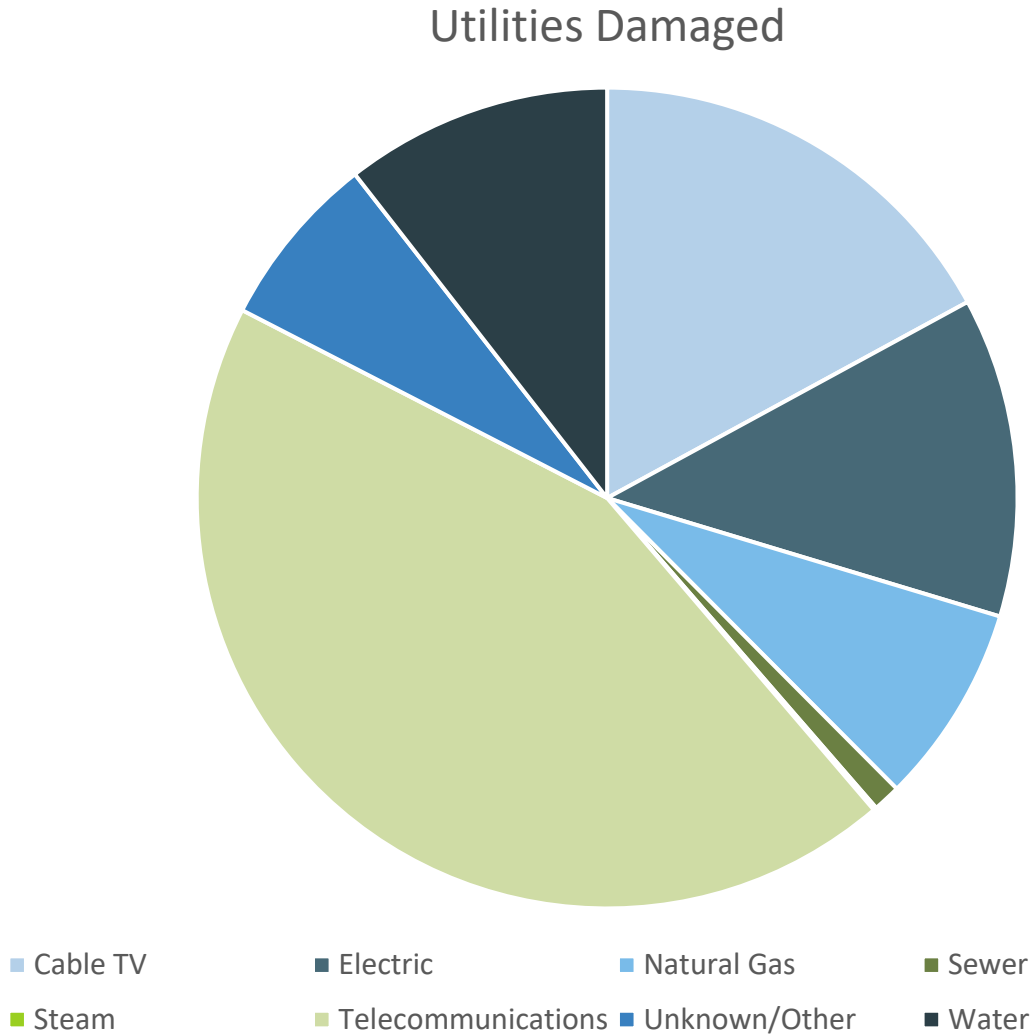
NC-Davie	6
NC-Duplin	1
NC-Durham	29
NC-Edgecombe	3
NC-Forsyth	27
NC-Franklin	8
NC-Gaston	9
NC-Gates	1
NC-Guilford	50
NC-Harnett	11
NC-Haywood	2
NC-Henderson	7
NC-Hoke	11
NC-Iredell	16
NC-Johnston	24
NC-Jones	1
NC-Lee	8
NC-Lincoln	8
NC-Macon	1
NC-Martin	1
NC-McDowell	1
NC-Mecklenburg	127
NC-Montgomery	5
NC-Moore	9
NC-Nash	2



NC-New Hanover	18
NC-Onslow	12
NC-Orange	15
NC-Pamlico	1
NC-Pender	2
NC-Person	1
NC-Pitt	36
NC-Polk	2
NC-Randolph	22
NC-Richmond	2
NC-Robeson	2
NC-Rockingham	5
NC-Rowan	13
NC-Rutherford	3
NC-Sampson	1
NC-Stanly	1
NC-Stokes	2
NC-Surry	1
NC-Union	32
NC-Wake	112
NC-Warren	1
NC-Watauga	1
NC-Wayne	2
NC-Wilson	6
NC-Yadkin	3

Damages reported for April

Telecommunications	362
Cable TV	141
Electric	104
Water	87
Natural Gas	65
Unknown/Other	57
Sewer	9
Steam	1
Grand Total	826





Will Prescott with
Greenville Utilities
Commission recognized
as a Damage
Prevention Most
Valuable Professional



OUR NC811 EDUCATION TEAM



STEVEN MOORE
Media Relation Specialist



ANN RUSHING
Education Manager



HOWARD COREY
Eastern Liaison




TAMI GROVES
Southeast Liaison



TYLE ROSS
Western Liaison



PARRISH REDDICK
Piedmont Liaison



THANK YOU



A copy of this presentation is available at www.ncucc.org

If this meeting was virtual or hybrid, a video is available on ncucc.org. Go to County UCC's. The video will be listed under the month and year the meeting took place.

