

APRIL 2023

NC811 Monthly Update  
NW Triad UCC



FROM LOUIS PANZER



- It's safe digging month!
- CGA meetings and conference April 17-20.
- Reminder: 811 every dig. Disregard depth.
- Safe digging: doesn't end with 811
- What can we do to serve you better?





# NATIONAL SAFE DIGGING MONTH

Download our safe digging month toolkit  
[nc811.org/national-safe-digging-month](https://nc811.org/national-safe-digging-month)

**TREASURE  
HUNT**


The contest only takes a few minutes to enter, and you could win \$300. Ends April 30<sup>th</sup>.  
[nc811.org/treasure-hunt](https://nc811.org/treasure-hunt)

**APRIL 12**

**Durham Bulls Baseball Game**  
6:30 PM - 8:30 PM  
Durham Bulls Stadium, 409  
Blackwell Street, Durham, NC

**APRIL 18**

**Lineman Appreciation Day**  
This day honors the hard work that women and men put in to keep the power on.



**April 24 - 30 is Locator Safety & Appreciation Week. Use this week to recognize the work locators do and the work they make possible**



**APRIL IS  
811 MONTH**





**2023 NASCAR Xfinity Series  
Martinsville Speedway  
April 15, 2023**

**#BeforeYouDig250**



## **BECOME A SAFE DIGGING PARTNER WITH NC 811**

A Safe Digging partner is a company who follows the law, keeps their employees educated and safe, and partners to share the message of safe digging.

### **BENEFITS OF PARTNERSHIP:**

- Being a Safe Digging Partner costs you nothing. Partnership is completely FREE.
- We simply want you to help share the 811, Call Before You Dig message.
- NC811 provides Free Safe Digging Partner Stickers for your company vehicles and equipment so you can proudly share the 811 message with everyone.
- Companies are recognized for their commitment.
- Being a partner identifies you and your company as a leader in underground damage prevention.

**[nc811.org/safe-digging-partner](https://nc811.org/safe-digging-partner)**




A CLOSER LOOK

Locate Requests

Transmissions

County Ticket Volume

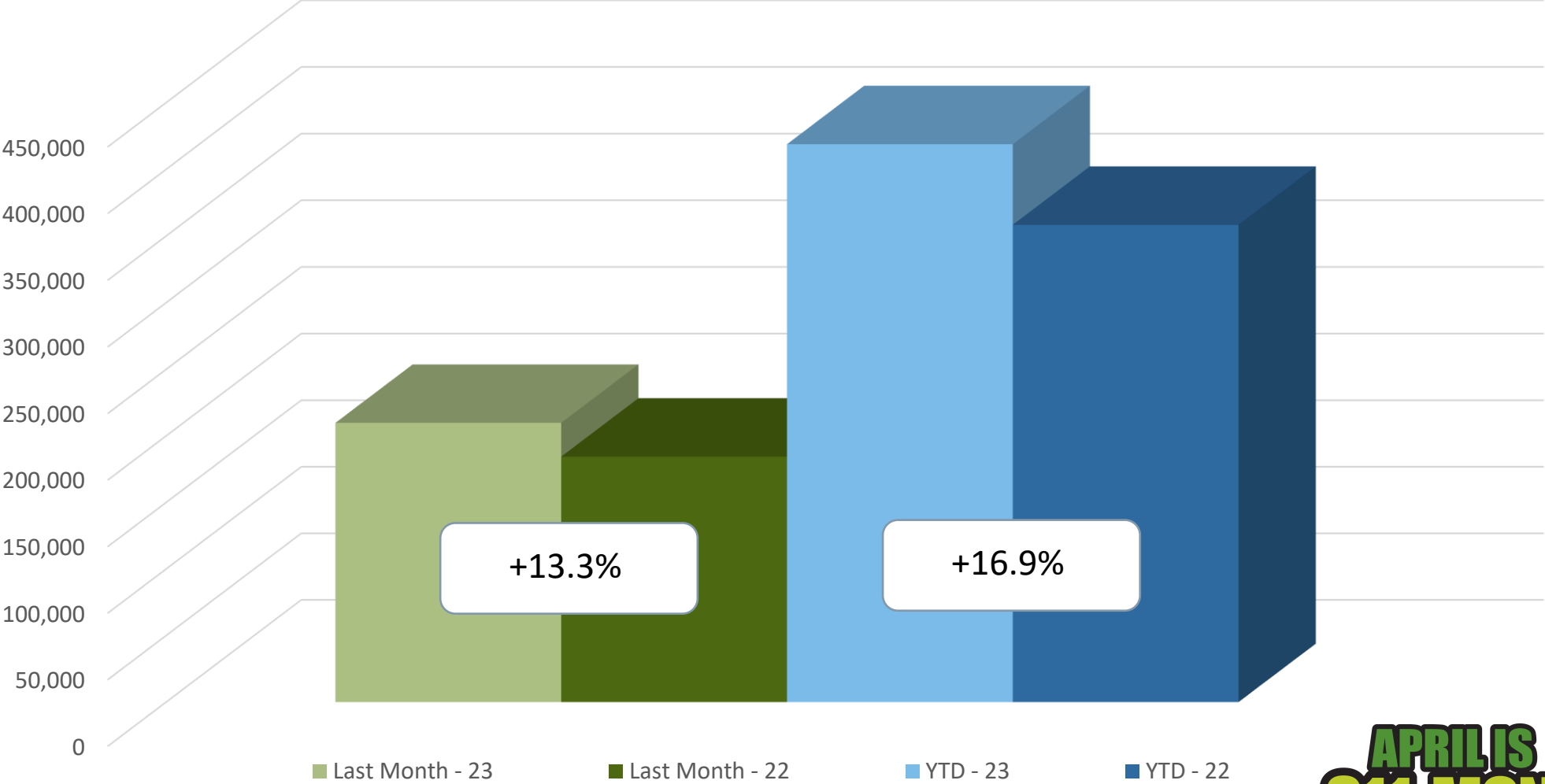
Distribution



**APRIL IS  
811 MONTH**

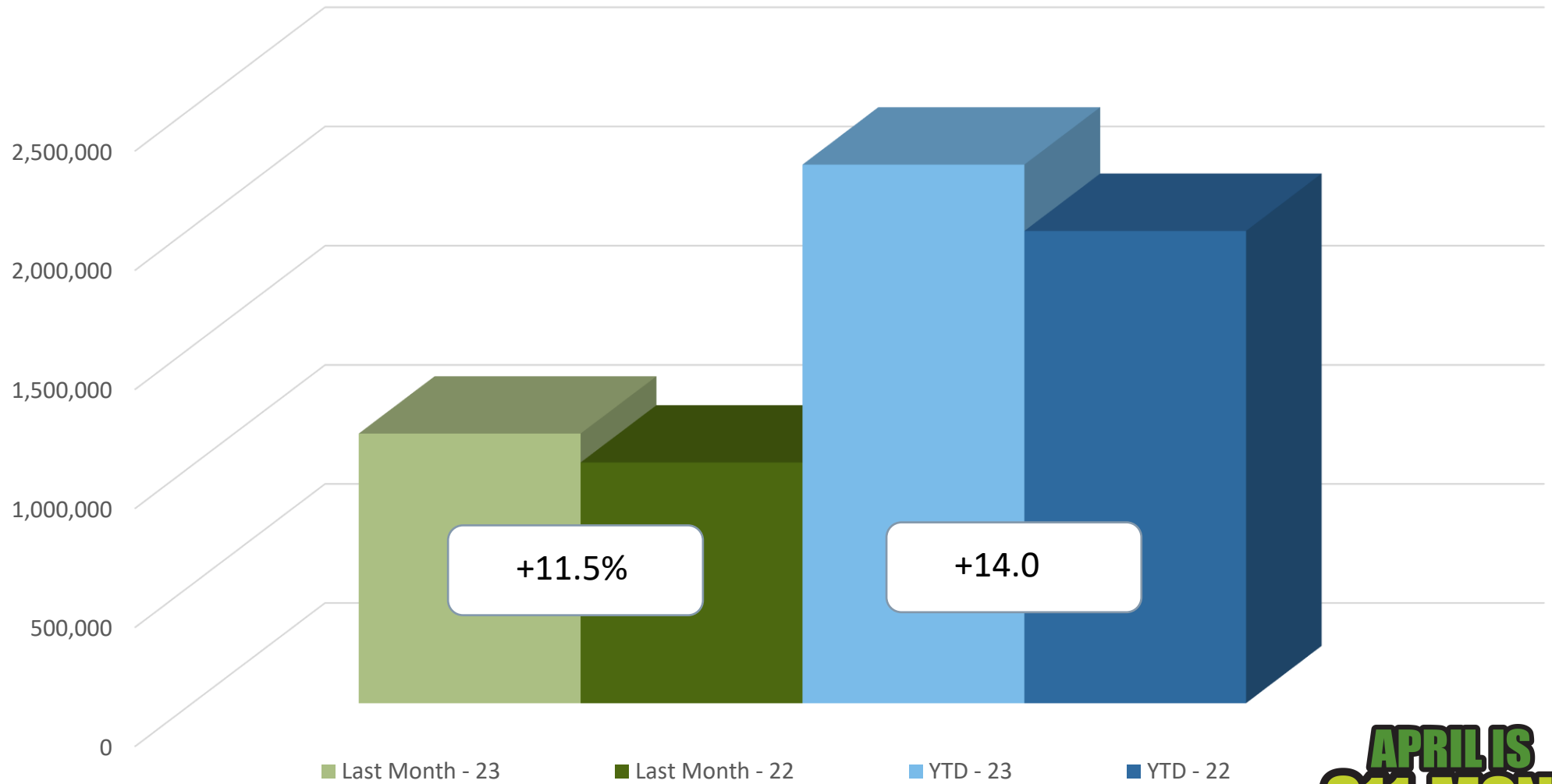
# Locate Requests for NC

# March 2023 vs 2022 and YTD



# Transmissions for NC

## March 2023 vs 2022 and YTD



# County Ticket Volume

March 2023 vs 2022

| <b>Forsyth</b> | <b>3 HR</b>  | <b>CNCL</b>  | <b>NEW</b>                 | <b>RXMT</b>  | <b>UPDT</b>  | <b>TOTAL Tickets</b> |
|----------------|--------------|--------------|----------------------------|--------------|--------------|----------------------|
| <b>2022</b>    | <b>126</b>   | <b>60</b>    | <b>4719</b>                | <b>89</b>    | <b>2058</b>  | <b>7052</b>          |
| <b>2023</b>    | <b>231</b>   | <b>58</b>    | <b>4057</b>                | <b>107</b>   | <b>1889</b>  | <b>6342</b>          |
| <b>+/- Var</b> | <b>83.3%</b> | <b>-3.3%</b> | <b>-14.0%</b>              | <b>20.2%</b> | <b>-8.2%</b> | <b>-10.1%</b>        |
|                |              |              | <b>Avg Locates per Day</b> |              |              | <b>276</b>           |



# County Ticket Volume

March 2023 vs 2022

|                | <b>Stokes</b> | <b>3 HR</b>   | <b>CNCL</b>                | <b>NEW</b>    | <b>RXMT</b>   | <b>UPDT</b>  | <b>TOTAL Tickets</b> |
|----------------|---------------|---------------|----------------------------|---------------|---------------|--------------|----------------------|
| <b>2022</b>    | <b>18</b>     | <b>4</b>      | <b>450</b>                 | <b>22</b>     | <b>91</b>     | <b>585</b>   |                      |
| <b>2023</b>    | <b>25</b>     | <b>19</b>     | <b>591</b>                 | <b>9</b>      | <b>442</b>    | <b>1086</b>  |                      |
| <b>+/- Var</b> | <b>38.9%</b>  | <b>375.0%</b> | <b>31.3%</b>               | <b>-59.1%</b> | <b>385.7%</b> | <b>85.6%</b> |                      |
|                |               |               | <b>Avg Locates per Day</b> |               |               | <b>47</b>    |                      |



# County Ticket Volume

## March 2023 vs 2022

|                | <b>Davie</b>  | <b>3 HR</b>   | <b>CNCL</b>         | <b>NEW</b>    | <b>RXMT</b>   | <b>UPDT</b>   | <b>TOTAL Tickets</b> |
|----------------|---------------|---------------|---------------------|---------------|---------------|---------------|----------------------|
| <b>2022</b>    | <b>19</b>     | <b>9</b>      | <b>727</b>          | <b>18</b>     | <b>194</b>    | <b>967</b>    |                      |
| <b>2023</b>    | <b>147</b>    | <b>6</b>      | <b>863</b>          | <b>44</b>     | <b>1159</b>   | <b>2219</b>   |                      |
| <b>+/- Var</b> | <b>673.7%</b> | <b>-33.3%</b> | <b>18.7%</b>        | <b>144.4%</b> | <b>497.4%</b> | <b>129.5%</b> |                      |
|                |               |               | Avg Locates per Day |               |               | <b>96</b>     |                      |



# County Ticket Volume

# YTD vs Previous Year

| <b>Forsyth</b> | <b>3 HR</b>  | <b>CNCL</b> | <b>NEW</b>          | <b>RXMT</b> | <b>UPDT</b>  | <b>TOTAL Tickets</b> |
|----------------|--------------|-------------|---------------------|-------------|--------------|----------------------|
| <b>2022</b>    | <b>375</b>   | 146         | <b>11405</b>        | 282         | <b>6208</b>  | 18416                |
| <b>2023</b>    | <b>507</b>   | 120         | <b>10947</b>        | 261         | <b>5591</b>  | 17426                |
| <b>+/- Var</b> | <b>35.2%</b> | -17.8%      | <b>-4.0%</b>        | -7.4%       | <b>-9.9%</b> | -5.4%                |
|                |              |             | Avg Locates per Day |             |              | 268                  |



# County Ticket Volume

## YTD vs Previous Year

|                | <b>Stokes</b> | <b>3 HR</b>   | <b>CNCL</b>                | <b>NEW</b>   | <b>RXMT</b>   | <b>UPDT</b>  | <b>TOTAL Tickets</b> |
|----------------|---------------|---------------|----------------------------|--------------|---------------|--------------|----------------------|
| <b>2022</b>    | <b>33</b>     | <b>10</b>     | <b>1047</b>                | <b>37</b>    | <b>318</b>    | <b>1445</b>  |                      |
| <b>2023</b>    | <b>62</b>     | <b>34</b>     | <b>1480</b>                | <b>35</b>    | <b>1212</b>   | <b>2823</b>  |                      |
| <b>+/- Var</b> | <b>87.9%</b>  | <b>240.0%</b> | <b>41.4%</b>               | <b>-5.4%</b> | <b>281.1%</b> | <b>95.4%</b> |                      |
|                |               |               | <b>Avg Locates per Day</b> |              |               | <b>43</b>    |                      |





# County Ticket Volume

## YTD vs Previous Year

| <b>Davie</b>   | <b>3 HR</b>   | <b>CNCL</b>  | <b>NEW</b>                 | <b>RXMT</b>  | <b>UPDT</b>   | <b>TOTAL Tickets</b> |
|----------------|---------------|--------------|----------------------------|--------------|---------------|----------------------|
| <b>2022</b>    | <b>49</b>     | <b>21</b>    | <b>1668</b>                | <b>42</b>    | <b>550</b>    | <b>2330</b>          |
| <b>2023</b>    | <b>258</b>    | <b>27</b>    | <b>2352</b>                | <b>75</b>    | <b>2542</b>   | <b>5254</b>          |
| <b>+/- Var</b> | <b>426.5%</b> | <b>28.6%</b> | <b>41.0%</b>               | <b>78.6%</b> | <b>362.2%</b> | <b>125.5%</b>        |
|                |               |              | <b>Avg Locates per Day</b> |              |               | <b>81</b>            |



# County Ticket Distribution

| County/Place         | Mar         |
|----------------------|-------------|
| <b>FORSYTH</b>       | <b>6342</b> |
| BELEWS CREEK         | 48          |
| BETHANIA             | 15          |
| BETHANIA STATION     | 4           |
| BUENA VISTA          | 5           |
| CLEMMONS             | 518         |
| DENNIS               | 3           |
| HIGH POINT           | 89          |
| KERNERSVILLE         | <b>1013</b> |
| KING                 | 3           |
| LEWISVILLE           | 221         |
| OLD TOWN             | 26          |
| PFAFFTOWN            | 152         |
| RURAL HALL           | 127         |
| TOBACCOVILLE         | 48          |
| VIENNA               | 32          |
| VIENNA FOREST        | 4           |
| WALKERTOWN           | 93          |
| <b>WINSTON SALEM</b> | <b>3909</b> |



# County Ticket Distribution

| County/Place   | Mar         |
|----------------|-------------|
| <b>STOKES</b>  | <b>1086</b> |
| AARONS CORNER  | 1           |
| BRIMS GROVE    | 1           |
| COLLINSTOWN    | 4           |
| DANBURY        | 39          |
| DILLARD        | 6           |
| DODGETOWN      | 4           |
| FRANCISCO      | 14          |
| GERMANTON      | 22          |
| HARTMAN        | 1           |
| JESSUP MILL    | 1           |
| <b>KING</b>    | <b>525</b>  |
| LAWSONVILLE    | <b>158</b>  |
| MEADOWS        | 24          |
| MOORES SPRINGS | 1           |
| PINE HALL      | 11          |
| PINNACLE       | 84          |
| PRESTONVILLE   | 2           |
| QUAKER GAP     | 16          |
| SANDY RIDGE    | 35          |
| TOBACCOVILLE   | 11          |
| WALNUT COVE    | <b>126</b>  |



# County Ticket Distribution

| County/Place         | Mar         |
|----------------------|-------------|
| <b>DAVIE</b>         | <b>2219</b> |
| ADVANCE              | 361         |
| BERMUDA RUN          | 86          |
| BIXBY                | 2           |
| CALAHALN             | 3           |
| COOLEEMEE            | 816         |
| FARMINGTON           | 21          |
| FORK                 | 1           |
| IJAMES<br>CROSSROADS | 4           |
| JERUSALEM            | 5           |
| <b>MOCKSVILLE</b>    | <b>920</b>  |



# DAMAGES



**DIRT** Damage Information  
Reporting Tool

# Damages reported for March

|               |    |
|---------------|----|
| NC-Alamance   | 7  |
| NC-Alexander  | 4  |
| NC-Anson      | 1  |
| NC-Bladen     | 3  |
| NC-Brunswick  | 28 |
| NC-Buncombe   | 15 |
| NC-Burke      | 3  |
| NC-Cabarrus   | 34 |
| NC-Caldwell   | 6  |
| NC-Carteret   | 5  |
| NC-Caswell    | 2  |
| NC-Catawba    | 14 |
| NC-Chatham    | 4  |
| NC-Cherokee   | 2  |
| NC-Cleveland  | 6  |
| NC-Columbus   | 3  |
| NC-Craven     | 18 |
| NC-Cumberland | 30 |
| NC-Currituck  | 5  |
| NC-Davidson   | 17 |
| NC-Davie      | 7  |
| NC-Duplin     | 3  |
| NC-Durham     | 27 |
| NC-Edgecombe  | 1  |
| NC-Forsyth    | 32 |

|                |     |
|----------------|-----|
| NC-Franklin    | 5   |
| NC-Gaston      | 18  |
| NC-Granville   | 4   |
| NC-Guilford    | 48  |
| NC-Halifax     | 1   |
| NC-Harnett     | 13  |
| NC-Henderson   | 8   |
| NC-Hoke        | 4   |
| NC-Iredell     | 30  |
| NC-Jackson     | 1   |
| NC-Johnston    | 26  |
| NC-Lee         | 8   |
| NC-Lenoir      | 2   |
| NC-Lincoln     | 7   |
| NC-Martin      | 1   |
| NC-McDowell    | 1   |
| NC-Mecklenburg | 166 |
| NC-Montgomery  | 2   |
| NC-Moore       | 6   |
| NC-Nash        | 4   |
| NC-New Hanover | 18  |
| NC-Onslow      | 25  |
| NC-Orange      | 11  |
| NC-Pamlico     | 3   |
| NC-Pasquotank  | 1   |

|               |     |
|---------------|-----|
| NC-Pender     | 11  |
| NC-Pitt       | 38  |
| NC-Polk       | 1   |
| NC-Randolph   | 24  |
| NC-Robeson    | 7   |
| NC-Rockingham | 6   |
| NC-Rowan      | 10  |
| NC-Rutherford | 2   |
| NC-Sampson    | 1   |
| NC-Scotland   | 1   |
| NC-Stanly     | 6   |
| NC-Stokes     | 2   |
| NC-Surry      | 2   |
| NC-Union      | 52  |
| NC-Vance      | 1   |
| NC-Wake       | 161 |
| NC-Warren     | 2   |
| NC-Watauga    | 1   |
| NC-Wayne      | 9   |
| NC-Wilkes     | 1   |
| NC-Wilson     | 4   |
| NC-Yadkin     | 1   |



## CALENDAR

### NCUDPRB

Tuesday, April 18 at 10 am

NC811 Events Center, Greensboro

Visit <https://udprb.nc.gov> for more information.

### NCLRPC

Wednesday, May 17 at 11 am

NC811 Events Center, Greensboro

Visit <https://ncucc.org> for more information.

### NC811 BOARD MEETING

Friday, April 21 at 8 am

Chetola Resort, Blowing Rock, NC

Contact Stephanie Brown for more details. [Stephanie@nc811.org](mailto:Stephanie@nc811.org)

### STATE UCC

Tuesday, July 11 at 10 am

Dominion Energy- Concord, NC

Visit <https://ncucc.org> for more information




# Joint NC/SC Utilities



**Coordinating Committee Conference**

**May 3-5, 2023**



[ncucc.org/joint-nc-sc-uccc](http://ncucc.org/joint-nc-sc-uccc)

The Conference has attendees from both states, and typically draws 200-250 attendees from various public and private utilities and service providers such as locating, construction, and design companies. Speakers and attendees will congregate in the Cherokee Tower for various presentations on Protection of Utilities, Work Zone Safety, Design/Build, and Damage Prevention. Vendors will exhibit their products and services.

**Registration is \$125 per attendee.**

**That will increase to \$150 after April 21<sup>st</sup>.**





## Positions Available: Customer Service Representative

### Essential Functions and Duties:

Customer Service Representatives are expected to project a professional company image through phone interaction with excavators and the general public. Duties include answering incoming calls, accurately recording excavation data for underground notification and reading maps.

### Hours:

Day, Evening or Night Shifts. Job may involve overtime, split-shifts and weekends.

### Training:

On-site training

# WE ARE HIRING

To apply go to [nc811.org/about/](http://nc811.org/about/) and click on employment





**Download our safe digging month toolkit**  
**[nc811.org/national-safe-digging-month](http://nc811.org/national-safe-digging-month)**

# OUR NC811 EDUCATION TEAM



**STEVEN MOORE**  
Media Relation Specialist



**ANN RUSHING**  
Education Manager



**HOWARD COREY**  
Eastern Liaison




**TAMI GROVES**  
Southeast Liaison



**TYLER ROSS**  
Western Liaison



**PARRISH REDDICK**  
Piedmont Liaison



THANK YOU



A copy of this presentation is available at [www.ncucc.org](http://www.ncucc.org)

If this meeting was virtual or hybrid, a video is available on [ncucc.org](http://ncucc.org). Go to County UCC's. The video will be listed under the month and year the meeting took place.



