

Nash/Edgecombe/Wilson UCC Virtual Meeting

Attendance

May 23, 2023

Kyle Pleasant – NCDOT

Jeremy Dehoff - PNG

Justin Andrews – PNG

Darrell Capps – City of Wilson – Gas

Matt Parsons – Lumen


Howard Corey - NC811

Ryan Spurrell - PNG



MAY 2023

NC811 Monthly Update
Nash/Edgecombe/Wilson UCC

The background of the entire page is a photograph showing the silhouettes of five soldiers in full combat gear, including helmets and rifles. They are positioned in a line, facing right, against a dramatic sky at sunset or sunrise. The sun is low on the horizon, creating a bright orange and yellow glow that silhouettes the soldiers and the clouds. The sky transitions to a darker blue and purple at the top.

MAY IS NATIONAL MILITARY APPRECIATION MONTH

National Military Appreciation Month in May is a month-long observance honoring the sacrifices of the United States Armed Forces.

Today, the United States Armed Forces is comprised of six branches including the Army, Navy, Airforce, Marines, Coast Guard, and Space Force. The U.S. military force is 2.2 million strong and includes National Guard and Reserve units.

There are more military-related observances during the month of May than any other month, so it is an appropriate time to celebrate the men and women in uniform. During May, we recognize Loyalty Day, VE Day (the end of World War II in Europe on May 8, 1945), Armed Forces Day, Military Spouses Day, and Memorial Day.

#MilitaryAppreciationMonth



**May is Electrical
Safety Month.**

Safety Starts with You.

#ElectricalSafetyMonth

10 Electrical Safety Rules

- 1 Prevent electrical equipment from contacting wet areas
- 2 Ensure safe use when unplugging
- 3 Install properly and tidy electrical cords
- 4 Understand your switchboard
- 5 Look out for electrical lines
- 6 Childproof your outlets
- 7 Investigate Flickering Lights
- 8 Install warning signs
- 9 Don't DIY
- 10 Call for help



Western NC

- White Lining and adequately describing an area
- Updating a ticket with different address or additional addresses

Southeast NC

- Entering locate requests prior to even having permits to do the work.
- Updating tickets long after work has been completed. *Big area Cabarrus right now

Eastern NC

- Please make sure you have all approvals, including DOT encroachments, municipal permits, State approvals before you submit your locate request.

Piedmont Triad Area

- We still have callers/folks (like other liaisons) in my area calling in tickets for locate before all permits (state, county & municipalities) have been issued.
- There are still too many updates on tickets that DON'T need to be updated.



APRIL "NSDM" WRAP UP



EVENTS HAPPENING IN MAY

MAY 3-5

NC/SC Joint UCC Conference
Harrah's Cherokee Casino Resort

MAY 16
4:30 PM

Honey Hunters Baseball Game
800 W Franklin Blvd,
Gastonia, NC, 28052

MAY 17
11 AM

NCLRPC
NC811 Events Center
Greensboro, NC

MAY 31
6:30 PM

Durham Bulls Baseball Game
428 Morris St,
Durham, NC 27701




A CLOSER LOOK

Locate Requests

Transmissions

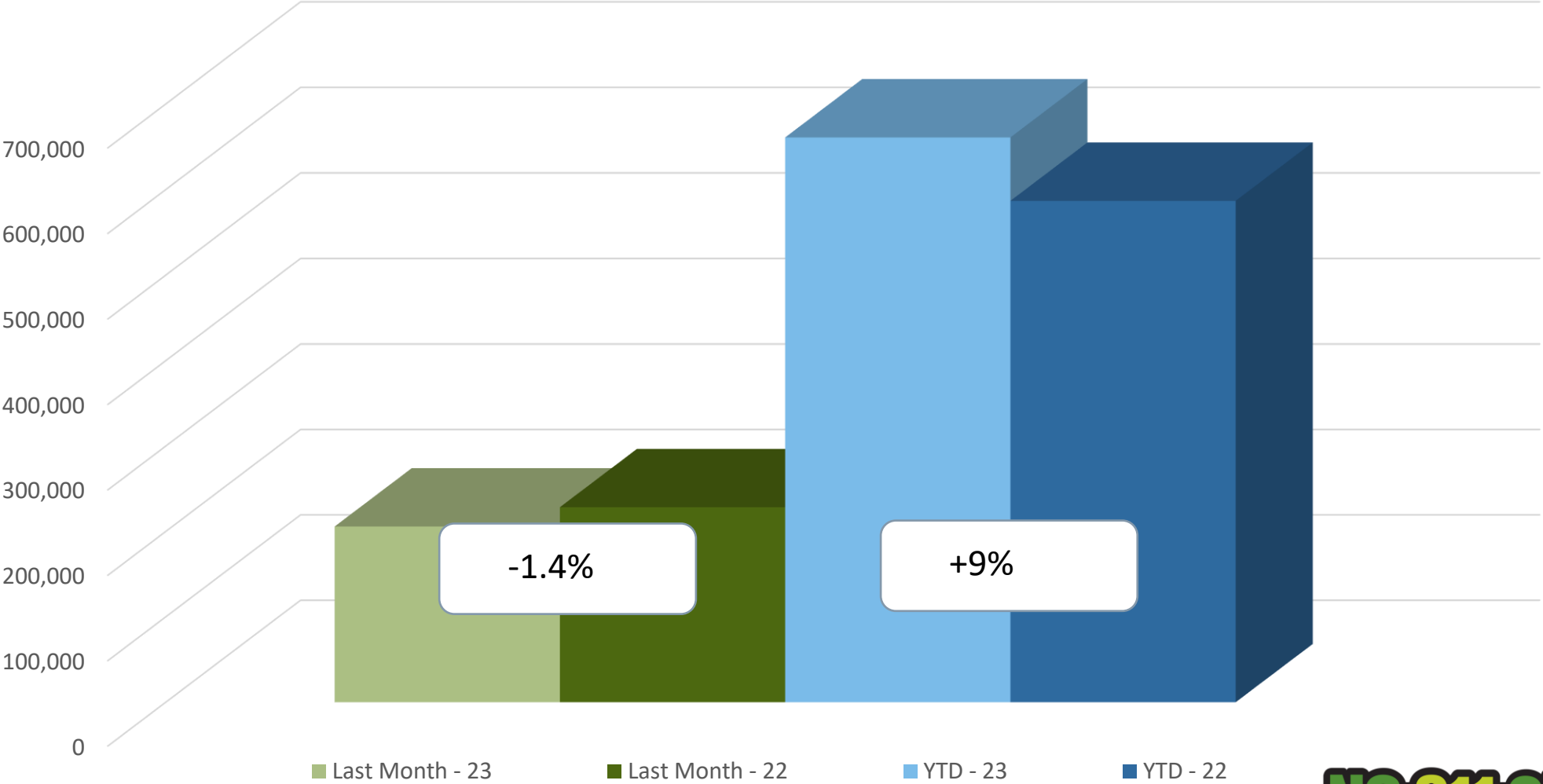
County Ticket Volume

Distribution



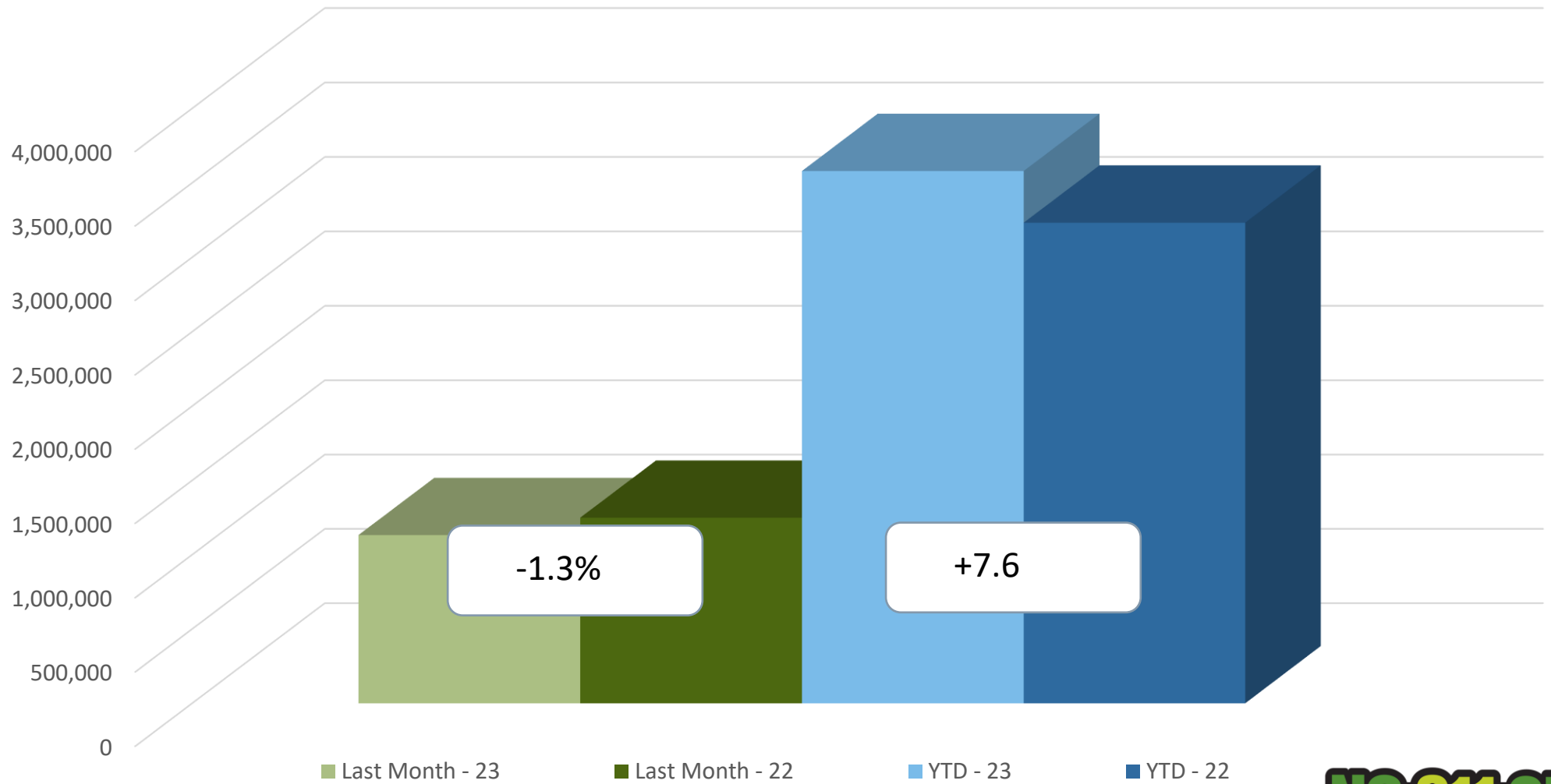
Locate Requests for NC

April 2023 vs 2022 and YTD



Transmissions for NC

April 2023 vs 2022 and YTD



County Ticket Volume

April 2023 vs 2022

Nash	3 HR	CNCL	NEW	RXMT	UPDT	TOTAL Tickets
2022	22	21	1188	31	522	1784
2023	18	7	930	12	296	1263
+/- Var	-18.2%	-66.7%	-21.7%	-61.3%	-43.3%	-29.2%
			Avg Locates per Day			66

County Ticket Volume

April 2023 vs 2022

Edgecombe	3 HR	CNCL	NEW	RXMT	UPDT	TOTAL Tickets
2022	3	8	640	4	40	695
2023	27	10	556	15	183	791
+/- Var	800.0%	25.0%	-13.1%	275.0%	357.5%	13.8%
			Avg Locates per Day			42

County Ticket Volume

April 2023 vs 2022

Wilson	3 HR	CNCL	NEW	RXMT	UPDT	TOTAL Tickets
2022	18	6	756	14	162	956
2023	6	6	527	9	204	752
+/- Var	-66.7%	0.0%	-30.3%	-35.7%	25.9%	-21.3%
			Avg Locates per Day			40

County Ticket Volume

YTD vs Previous Year

Nash	3 HR	CNCL	NEW	RXMT	UPDT	TOTAL Tickets
2022	64	44	3847	111	2817	6883
2023	76	78	4504	57	2241	6956
+/- Var	18.8%	77.3%	17.1%	-48.6%	-20.4%	1.1%
			Avg Locates per Day			85

County Ticket Volume

YTD vs Previous Year

Edgecombe	3 HR	CNCL	NEW	RXMT	UPDT	TOTAL Tickets
2022	17	20	1610	25	280	1952
2023	49	25	1803	32	449	2358
+/- Var	188.2%	25.0%	12.0%	28.0%	60.4%	20.8%
			Avg Locates per Day			29

County Ticket Volume

YTD vs Previous Year

Wilson	3 HR	CNCL	NEW	RXMT	UPDT	TOTAL Tickets
2022	36	65	3471	57	927	4556
2023	28	28	2413	43	882	3394
+/- Var	-22.2%	-56.9%	-30.5%	-24.6%	-4.9%	-25.5%
			Avg Locates per Day			41

County Ticket Distribution

County/Place	04 Apr
NASH	1263
BAILEY	89
BATTLEBORO	34
CASTALIA	27
DORTCHES	4
DRY WELLS	3
MIDDLESEX	42
NASHVILLE	323
RED OAK	36
ROCKY MOUNT	569
SHARPSBURG	5
SPRING HOPE	80
WHITAKERS	48

County Ticket Distribution

County/Place	04 Apr
EDGECOMBE	791
BATTLEBORO	15
CONETOE	3
LEGGETT	6
MACCLESFIELD	4
PINETOPS	15
PRINCEVILLE	12
ROCKY MOUNT	220
TARBORO	510
WHITAKERS	5

County Ticket Distribution

County/Place	04 Apr
WILSON	752
BLACK CREEK	3
ELM CITY	24
KENLY	13
LUCAMA	32
ROCK RIDGE	3
SARATOGA	6
SHARPSBURG	4
SIMS	15
STANTONSBURG	21
WILSON	630

Top 10 callers for Nash County

Rank	Name	Totals
1	MD TELECOM	98
2	PIKE ELECTRIC	71
3	ROCKFORD CORPORATION	66
4	MIDDLE CREEK CABLE INC	47
5	V1 FIBER	46
6	FUTURE COMMUNICATIONS	45
7	KNIGHT BROADBAND, LLC	44
8	NASH COUNTY DOT	35
9	CITY OF ROCKY MOUNT	31
10	CITY OF ROCKY MOUNT	30

Top 10 callers for Edgecombe County

Rank	Name	Totals
1	ARREAGA UNDERGROUND INC.	175
2	PARKER STOCKSTILL CONSTRUCTION, INC	93
3	UMANA DIRECTIONAL BORING LLC	82
4	WILLIS CABLE CONSTRUCTION, INC	44
5	CITY OF ROCKY MOUNT	42
6	MIDDLE CREEK CABLE INC	32
7	BARNHILL CONTRACTING COMPANY	32
8	MD TELECOM	20
9	LINE TECH	17
10	COYTS COMMUNICATION LLC	13

Top 10 callers for Wilson County

Rank	Name	Totals
1	DIVERSIFIED UTILITY GROUP, LLC	116
2	KNIGHT BROADBAND, LLC	75
3	T AND R UNDERGROUND CONSTRUCTION	55
4	CITY OF WILSON	51
5	CITY OF WILSON	36
6	CITY OF WILSON	30
7	CITY OF WILSON	14
8	THE EROSION COMPANY	14
9	MOYE FENCE COMPANY	12
10	TRC CONSTRUCTION, INC	12

DAMAGES



DIRT Damage Information
Reporting Tool

826 Damages reported for April



NC-Alamance	21
NC-Beaufort	1
NC-Bertie	1
NC-Bladen	1
NC-Brunswick	23
NC-Buncombe	7
NC-Burke	3
NC-Cabarrus	16
NC-Caldwell	2
NC-Camden	1
NC-Carteret	5
NC-Caswell	1
NC-Catawba	10
NC-Chatham	5
NC-Cherokee	1
NC-Cleveland	5
NC-Columbus	7
NC-Craven	9
NC-Cumberland	21
NC-Currituck	1
NC-Dare	2
NC-Davidson	19



NC-Davie	6
NC-Duplin	1
NC-Durham	29
NC-Edgecombe	3
NC-Forsyth	27
NC-Franklin	8
NC-Gaston	9
NC-Gates	1
NC-Guilford	50
NC-Harnett	11
NC-Haywood	2
NC-Henderson	7
NC-Hoke	11
NC-Iredell	16
NC-Johnston	24
NC-Jones	1
NC-Lee	8
NC-Lincoln	8
NC-Macon	1
NC-Martin	1
NC-McDowell	1
NC-Mecklenburg	127
NC-Montgomery	5
NC-Moore	9
NC-Nash	2

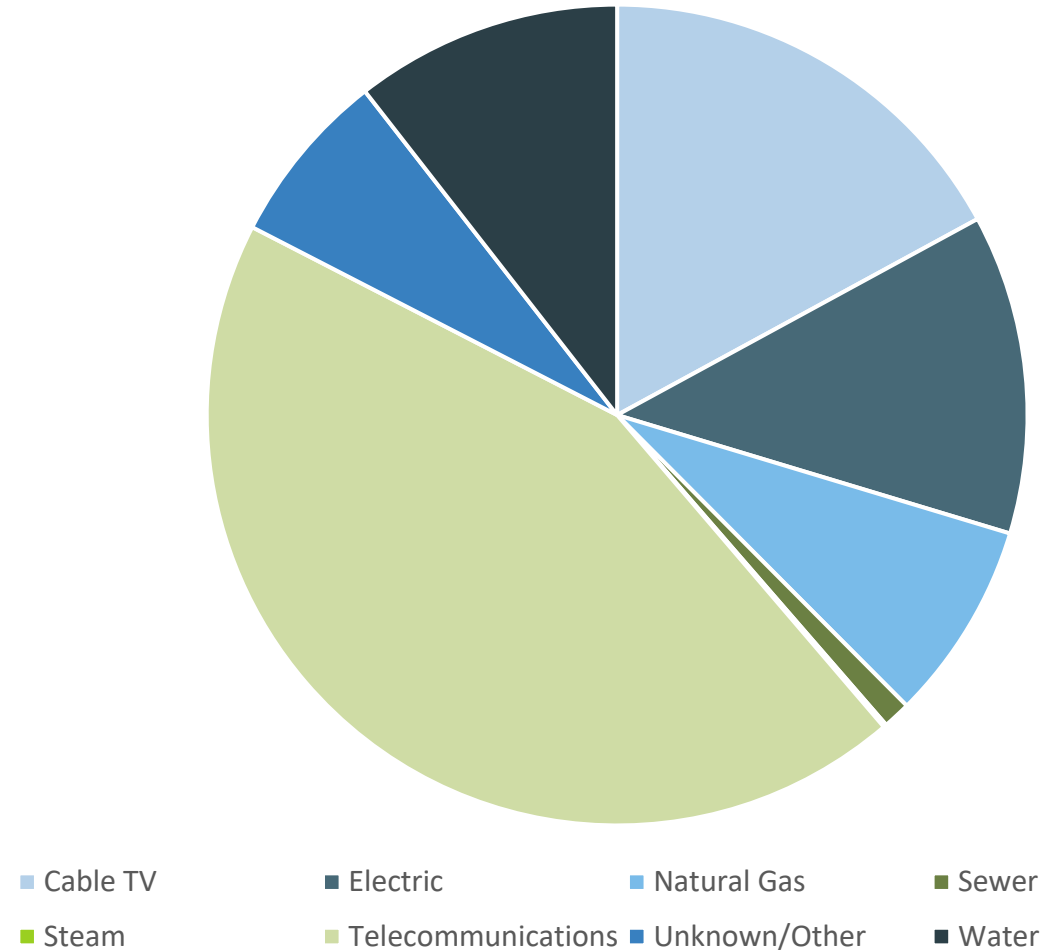


NC-New Hanover	18
NC-Onslow	12
NC-Orange	15
NC-Pamlico	1
NC-Pender	2
NC-Person	1
NC-Pitt	36
NC-Polk	2
NC-Randolph	22
NC-Richmond	2
NC-Robeson	2
NC-Rockingham	5
NC-Rowan	13
NC-Rutherford	3
NC-Sampson	1
NC-Stanly	1
NC-Stokes	2
NC-Surry	1
NC-Union	32
NC-Wake	112
NC-Warren	1
NC-Watauga	1
NC-Wayne	2
NC-Wilson	6
NC-Yadkin	3

Damages reported for April

Telecommunications	362
Cable TV	141
Electric	104
Water	87
Natural Gas	65
Unknown/Other	57
Sewer	9
Steam	1
Grand Total	826

Utilities Damaged





Will Prescott with
Greenville Utilities
Commission recognized
as a Damage
Prevention Most
Valuable Professional



OUR NC811 EDUCATION TEAM



STEVEN MOORE
Media Relation Specialist



ANN RUSHING
Education Manager



HOWARD COREY
Eastern Liaison



TAMI GROVES
Southeast Liaison



TYLE ROSS
Western Liaison



PARRISH REDDICK
Piedmont Liaison



THANK YOU



A copy of this presentation is available at www.ncucc.org

If this meeting was virtual or hybrid, a video is available on ncucc.org. Go to County UCC's. The video will be listed under the month and year the meeting took place.

