

Lower Cape Fear

County:

Date: _____

6 20 20 23

[illegible]



JUNE 2023
LOWER CAPE FEAR

EVENTS HAPPENING IN JUNE

JUNE 13

4:30 PM

Honey Hunters Baseball Game

800 W Franklin Blvd,
Gastonia, NC, 28052

JUNE 17

4:15 PM

Bowman Gray - Opening Night

Bowman-Gray Stadium
Winston-Salem, NC

JUNE 24

3:30 PM

NC Courage vs. Racing Louisville FC

WakeMed Soccer Park,
940 E Chatham St, Cary, NC

JULY 11

10 AM

State UCC Meeting

Dominion Energy
1801 Trinity Church Road, Concord



811 DAY IS COMING UP!



HELP US SPREAD THE WORD OF SAFE DIGGING
AND DOWNLOAD OUR AWARENESS TOOLKIT.

NC811.ORG/811-DAY





Western NC

- Timely communication is key

Southeast NC

- Communicate with each other by attending UCC meetings.

Eastern NC

- Just a reminder to populate Positive Response for your locate tickets
- Pre-construction communication is key

Piedmont Triad Area

- Updates on jobs without permits (City & State) are still happening.
- Fiber overbuild projects are calling in large job tickets where multiple drill crews move into an area to install fiber and are in and out in 3 weeks, but it's overloading smaller utilities that have only 2-3 locators (unable to keep up). Coordinate with all the members (Pre-Con)

MAKING THE 811 SYSTEM MORE EFFICIENT
HOW EXCAVATORS CAN HELP

**PROVIDE QUALITY
INFORMATION**



Specific dig
site location
& dimensions



Correct
contact name &
phone number



Detailed
description
of work being
performed

**MANAGE TICKET
QUANTITY**



Give
sufficient
notice



Eliminate
unnecessary
requests



Stop locates on
completed jobs

**WHEN MAKING
LOCATE
REQUESTS...**



Learn more about the safe digging process at
<https://nc811.org/safe-digging-process>



Help us reduce
excessive update
tickets.

TIP:

- Allow ticket to expire if your work suspends for any reason.
- Original ticket is held on the live server approximately 90 days and can be accessed & updated.
- Update the original ticket only if the scope of work has not changed.
- Create a new ticket if the scope of work has changed or will take place outside of the 90 days the original ticket remains on our live server.




A CLOSER LOOK

Locate Requests

Transmissions

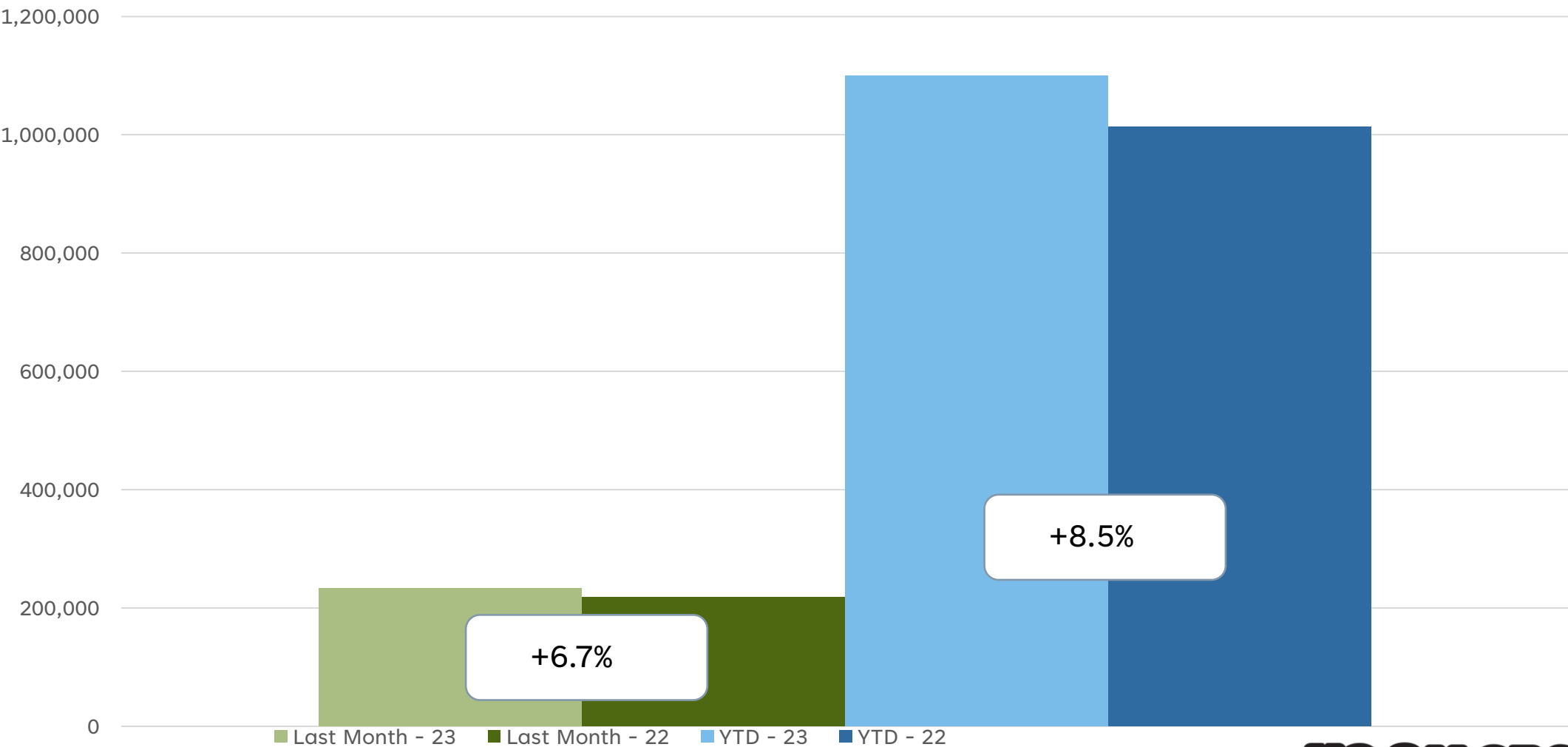
County Ticket Volume

Distribution



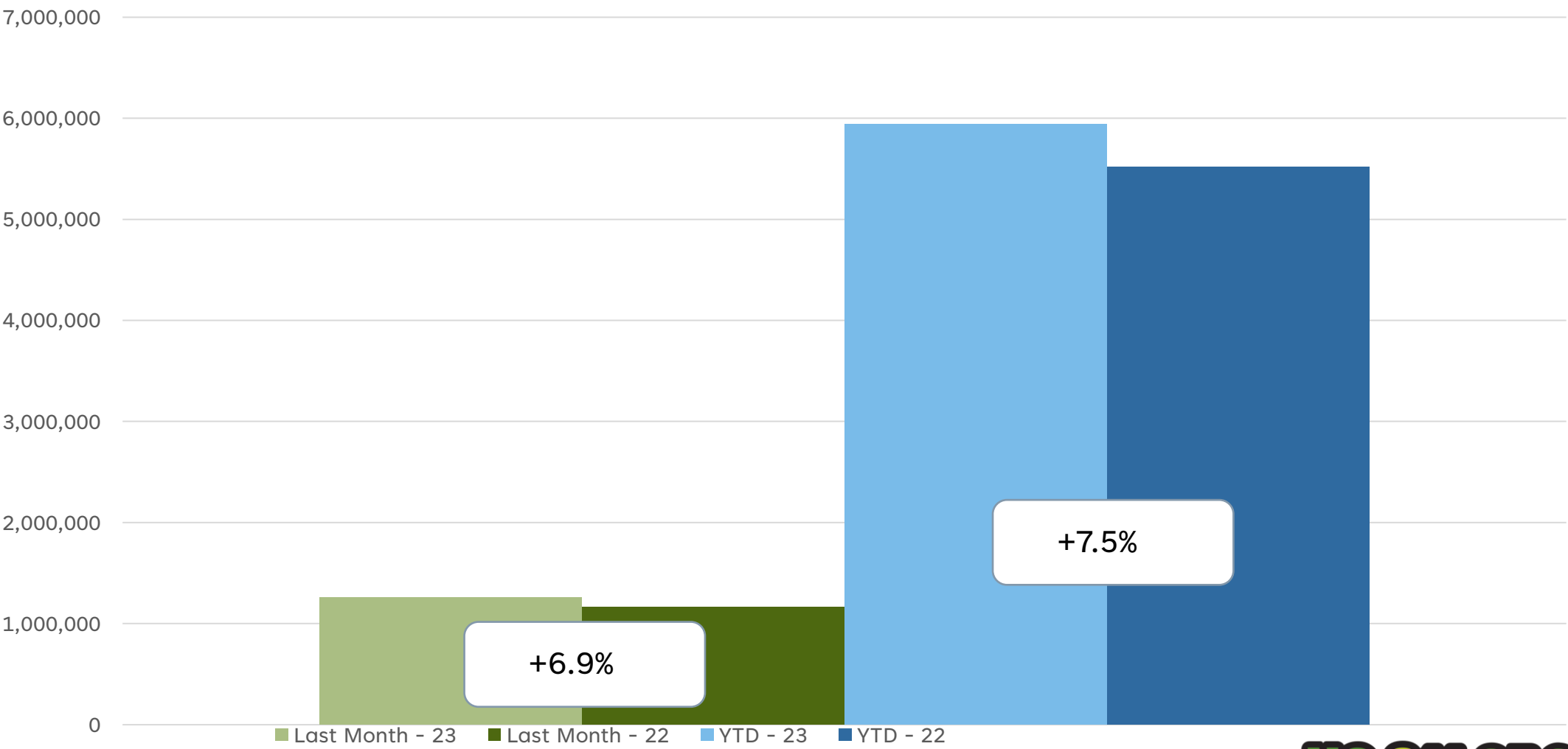
Locate Requests for NC

May 2023 vs 2022 and YTD



Transmissions for NC

May 2023 vs 2022 and YTD



County Ticket Volume

May 2023 vs 2022

| New Hanover | 3 HR | CNCL | NEW | RXMT | UPDT | TOTAL Tickets |
|----------------|-------|---------------------|-------|-------|-------|------------------|
| 2022 | 101 | 29 | 2554 | 72 | 1050 | 3806 |
| 2023 | 124 | 38 | 2836 | 88 | 1752 | 4838 |
| +/- Var | 22.8% | 31.0% | 11.0% | 22.2% | 66.9% | 27.1% |
| | | Avg Locates per Day | | | | 220 |

County Ticket Volume

May 2023 vs 2022

| Brunswick | 3 HR | CNCL | NEW | RXMT | UPDT | TOTAL Tickets |
|-----------|------|---------------------|-------|--------|-------|---------------|
| 2022 | 167 | 21 | 3441 | 93 | 1246 | 4968 |
| 2023 | 172 | 49 | 3872 | 61 | 1736 | 5890 |
| +/- Var | 3.0% | 133.3% | 12.5% | -34.4% | 39.3% | 18.6% |
| | | Avg Locates per Day | | | | 268 |

County Ticket Volume

May 2023 vs 2022

| Pender | 3 HR | CNCL | NEW | RXMT | UPDT | TOTAL Tickets |
|---------|--------|---------------------|------|--------|--------|---------------|
| 2022 | 79 | 10 | 1107 | 69 | 551 | 1816 |
| 2023 | 45 | 12 | 1177 | 33 | 1110 | 2377 |
| +/- Var | -43.0% | 20.0% | 6.3% | -52.2% | 101.5% | 30.9% |
| | | Avg Locates per Day | | | | 108 |

County Ticket Volume

YTD vs Previous Year

| New Hanover | 3 HR | CNCL | NEW | RXMT | UPDT | TOTAL Tickets |
|----------------|--------|---------------------|-------|-------|-------|------------------|
| 2022 | 356 | 112 | 12243 | 299 | 4923 | 17933 |
| 2023 | 1227 | 233 | 13882 | 573 | 8342 | 24257 |
| +/- Var | 244.7% | 108.0% | 13.4% | 91.6% | 69.4% | 35.3% |
| | | Avg Locates per Day | | | | 233 |

County Ticket Volume

YTD vs Previous Year

| Brunswick | 3 HR | CNCL | NEW | RXMT | UPDT | TOTAL Tickets |
|-----------|-------|---------------------|-------|--------|-------|---------------|
| 2022 | 609 | 158 | 16938 | 432 | 5285 | 23422 |
| 2023 | 712 | 230 | 18363 | 389 | 7552 | 27246 |
| +/- Var | 16.9% | 45.6% | 8.4% | -10.0% | 42.9% | 16.3% |
| | | Avg Locates per Day | | | | 262 |

County Ticket Volume

YTD vs Previous Year

| Pender | 3 HR | CNCL | NEW | RXMT | UPDT | TOTAL Tickets |
|---------|-------|---------------------|-------|-------|--------|---------------|
| 2022 | 210 | 50 | 4552 | 245 | 2024 | 7081 |
| 2023 | 251 | 75 | 5239 | 238 | 4328 | 10131 |
| +/- Var | 19.5% | 50.0% | 15.1% | -2.9% | 113.8% | 43.1% |
| | | Avg Locates per Day | | | | 97 |

County Ticket Distribution

| County/Place | 05 May |
|---------------------------|-------------|
| NEW HANOVER | 4838 |
| BAYSHORE | 13 |
| CAROLINA BEACH | 195 |
| CASTLE HAYNE | 292 |
| FORT FISHER | 11 |
| HIGHTSVILLE | 5 |
| KIRKLAND | 19 |
| KURE BEACH | 47 |
| MASONBORO | 13 |
| MURRAYSVILLE | 21 |
| MYRTLE GROVE | 19 |
| OGDEN | 25 |
| SILVER LAKE | 27 |
| WILMINGTON | 4013 |
| WRIGHTSBORO | 19 |
| WRIGHTSVILLE BEACH | 106 |

County Ticket Distribution

| County/Place | 05 May |
|----------------------|-------------|
| BRUNSWICK | 5890 |
| ASH | 34 |
| BALD HEAD ISLAND | 25 |
| BELVILLE | 30 |
| BOILING SPRING LAKES | 98 |
| BOLIVIA | 492 |
| CALABASH | 542 |
| CAROLINA SHORES | 71 |
| CASWELL BEACH | 10 |
| HOLDEN BEACH | 41 |
| LELAND | 1540 |
| LONGWOOD | 5 |
| NAVASSA | 70 |
| NORTHWEST | 27 |

| | |
|-------------------------|------------|
| OAK ISLAND | 423 |
| OCEAN ISLE BEACH | 446 |
| SAINT JAMES | 90 |
| SHALLOTTE | 282 |
| SOUTHPORT | 898 |
| SUNSET BEACH | 162 |
| SUPPLY | 303 |
| TOWN CREEK | 47 |
| WINNABOW | 248 |

County Ticket Distribution

| County/Place | 05 May |
|--------------------|-------------|
| PENDER | 2377 |
| ATKINSON | 278 |
| BURGAW | 135 |
| CLARKS LANDING | 4 |
| CURRIE | 119 |
| HAMPSTEAD | 1396 |
| ROCKY POINT | 214 |
| SCOTTS HILL | 20 |
| SURF CITY | 144 |
| TOPSAIL | 18 |
| TOPSAIL BEACH | 16 |
| WALLACE | 3 |
| WILLARD | 24 |

Top 15 Callers for New Hanover County

| Rank | Name | Totals |
|------|------------------------------------|--------|
| 1 | MASTEC | 666 |
| 2 | PIEDMONT UTILITY GROUP, LLC | 284 |
| 3 | SOUTHEASTERN CABLE CONTRACTORS | 257 |
| 4 | SOUTHEAST CONNECTIONS, LLC | 192 |
| 5 | MASTEC | 150 |
| 6 | CAROLINA POWER AND SIGNALIZATION | 132 |
| 7 | ANSCO & ASSOCIATES, LLC | 130 |
| 8 | HONEYCUTT CONSTRUCTION SERVICES | 124 |
| 9 | AT&T UTILITY OPERATIONS | 116 |
| 10 | AT&T UTILITY OPERATIONS | 113 |
| 11 | THOMSON CORDER & CO | 109 |
| 12 | BALFOUR BEATTY INFRASTRUCTURE, INC | 90 |
| 13 | G P ASSOCIATES, INC | 89 |
| 14 | CAROLINA CIVILWORKS, INC | 68 |
| 15 | CAPE FEAR PUBLIC UTILITY AUTHORITY | 65 |

Top 10 Callers for Brunswick County

| Rank | Name | Totals |
|------|-----------------------------------|--------|
| 1 | ATMC | 787 |
| 2 | QUANTA SERVICES | 431 |
| 3 | SOUTHEASTERN CABLE CONTRACTORS | 267 |
| 4 | QUANTA SERVICES | 219 |
| 5 | PIEDMONT UTILITY GROUP, LLC | 213 |
| 6 | STATE UTILITY CONTRACTORS | 185 |
| 7 | BRUNSWICK COUNTY PUBLIC UTILITIES | 145 |
| 8 | MASTEC | 144 |
| 9 | SOUTHEAST CONNECTIONS, LLC | 106 |
| 10 | ELECTRICOM | 95 |

Top 10 Callers for Pender County


| Rank | Name | Totals |
|------|--------------------------------|--------|
| 1 | PIEDMONT UTILITY GROUP, LLC | 562 |
| 2 | KVA COMMUNICATIONS | 224 |
| 3 | MASTEC | 166 |
| 4 | SOUTHEASTERN CABLE CONTRACTORS | 121 |
| 5 | C M MITCHELL CONSTRUCTION | 59 |
| 6 | AT&T UTILITY OPERATIONS | 54 |
| 7 | MID ATLANTIC CABLE SOLUTIONS | 52 |
| 8 | SOUTHEASTERN CABLE CONTRACTORS | 49 |
| 9 | INFRASOL LLC | 35 |
| 10 | A D B | 34 |

DAMAGES




DIRT Damage Information
Reporting Tool

Damages reported for May



| | |
|---------------|----|
| NC-Alamance | 58 |
| NC-Anson | 1 |
| NC-Ashe | 1 |
| NC-Beaufort | 1 |
| NC-Bladen | 1 |
| NC-Brunswick | 18 |
| NC-Buncombe | 11 |
| NC-Burke | 5 |
| NC-Cabarrus | 25 |
| NC-Caldwell | 2 |
| NC-Carteret | 4 |
| NC-Caswell | 1 |
| NC-Catawba | 17 |
| NC-Chatham | 6 |
| NC-Cherokee | 1 |
| NC-Clay | 2 |
| NC-Cleveland | 4 |
| NC-Columbus | 9 |
| NC-Craven | 9 |
| NC-Cumberland | 22 |
| NC-Currituck | 1 |
| NC-Dare | 3 |
| NC-Davidson | 15 |
| NC-Davie | 4 |
| NC-Duplin | 3 |




| | |
|----------------|-----|
| NC-Durham | 50 |
| NC-Edgecombe | 2 |
| NC-Forsyth | 28 |
| NC-Franklin | 5 |
| NC-Gaston | 17 |
| NC-Granville | 1 |
| NC-Guilford | 48 |
| NC-Harnett | 15 |
| NC-Haywood | 1 |
| NC-Henderson | 7 |
| NC-Hertford | 1 |
| NC-Hoke | 20 |
| NC-Iredell | 28 |
| NC-Johnston | 22 |
| NC-Lee | 17 |
| NC-Lenoir | 2 |
| NC-Lincoln | 1 |
| NC-Martin | 1 |
| NC-McDowell | 2 |
| NC-Mecklenburg | 212 |
| NC-Montgomery | 2 |
| NC-Moore | 4 |
| NC-Nash | 1 |
| NC-New Hanover | 20 |
| NC-Northampton | 1 |

| | |
|-----------------|-----|
| NC-Onslow | 22 |
| NC-Orange | 21 |
| NC-Pamlico | 1 |
| NC-Pasquotank | 1 |
| NC-Pender | 11 |
| NC-Perquimans | 1 |
| NC-Person | 5 |
| NC-Pitt | 37 |
| NC-Polk | 1 |
| NC-Randolph | 19 |
| NC-Richmond | 2 |
| NC-Robeson | 2 |
| NC-Rockingham | 2 |
| NC-Rowan | 12 |
| NC-Rutherford | 2 |
| NC-Sampson | 2 |
| NC-Stanly | 3 |
| NC-Stokes | 5 |
| NC-Surry | 1 |
| NC-Swain | 1 |
| NC-Transylvania | 1 |
| NC-Union | 25 |
| NC-Vance | 1 |
| NC-Wake | 158 |

| | |
|---------------|---|
| NC-Warren | 3 |
| NC-Washington | 1 |
| NC-Watauga | 1 |
| NC-Wayne | 8 |
| NC-Wilson | 3 |
| NC-Yadkin | 1 |
| NC-Yancey | 1 |

OUR NC811 EDUCATION TEAM



STEVEN MOORE
Media Relation Specialist



ANN RUSHING
Education Manager



HOWARD COREY
Eastern Liaison



TAMI GROVES
Southeast Liaison



TYLER ROSS
Western Liaison



PARRISH REDDICK
Piedmont Liaison

THANK YOU



A copy of this presentation is available at www.ncucc.org

If this meeting was virtual or hybrid, a video is available on ncucc.org. Go to County UCC's. The video will be listed under the month and year the meeting took place.

