




MAY 2023

NC811 Monthly Update
Foothills UCC

The background of the entire page is a photograph showing the silhouettes of five soldiers in full combat gear, including helmets and rifles. They are positioned in a line, facing right, against a dramatic sky at sunset or sunrise. The sun is low on the horizon, creating a bright orange and yellow glow that silhouettes the soldiers and the clouds. The overall mood is solemn and respectful.

MAY IS NATIONAL MILITARY APPRECIATION MONTH

National Military Appreciation Month in May is a month-long observance honoring the sacrifices of the United States Armed Forces.

Today, the United States Armed Forces is comprised of six branches including the Army, Navy, Airforce, Marines, Coast Guard, and Space Force. The U.S. military force is 2.2 million strong and includes National Guard and Reserve units.

There are more military-related observances during the month of May than any other month, so it is an appropriate time to celebrate the men and women in uniform. During May, we recognize Loyalty Day, VE Day (the end of World War II in Europe on May 8, 1945), Armed Forces Day, Military Spouses Day, and Memorial Day.

[#MilitaryAppreciationMonth](#)



**May is Electrical
Safety Month.**

Safety Starts with You.

#ElectricalSafetyMonth

What is National Electrical Safety Month?

The Electrical Safety Foundation International (ESFI) is a non-profit organization dedicated exclusively to promoting electrical safety in the home, school, and workplace. To commemorate National Electrical Safety Month each May, ESFI spearheads an annual campaign to educate key audiences about the steps that can be taken to reduce the number of electrically related fires, fatalities, injuries, and property loss.



Western NC

- White Lining and adequately describing an area
- Updating a ticket with different address or additional addresses

Southeast NC

- Entering locate requests prior to even having permits to do the work.
- Updating tickets long after work has been completed. *Big area Cabarrus right now

Eastern NC

- Please make sure you have all approvals, including DOT encroachments, municipal permits, State approvals before you submit your locate request.

Piedmont Triad Area

- We still have callers/folks (like other liaisons) in my area calling in tickets for locate before all permits (state, county & municipalities) have been issued.
- There are still too many updates on tickets that DON'T need to be updated.



APRIL "NSDM" WRAP UP



EVENTS HAPPENING IN MAY

MAY 3-5

NC/SC Joint UCC Conference
Harrah's Cherokee Casino Resort

MAY 16
4:30 PM

Honey Hunters Baseball Game
800 W Franklin Blvd,
Gastonia, NC, 28052

MAY 31
6:30 PM

Durham Bulls Baseball Game
428 Morris St,
Durham, NC 27701



EVENTS HAPPENING IN MAY

MAY 17

11 AM

NCLRPC

NC811 Events Center
Greensboro, NC




A CLOSER LOOK

Locate Requests

Transmissions

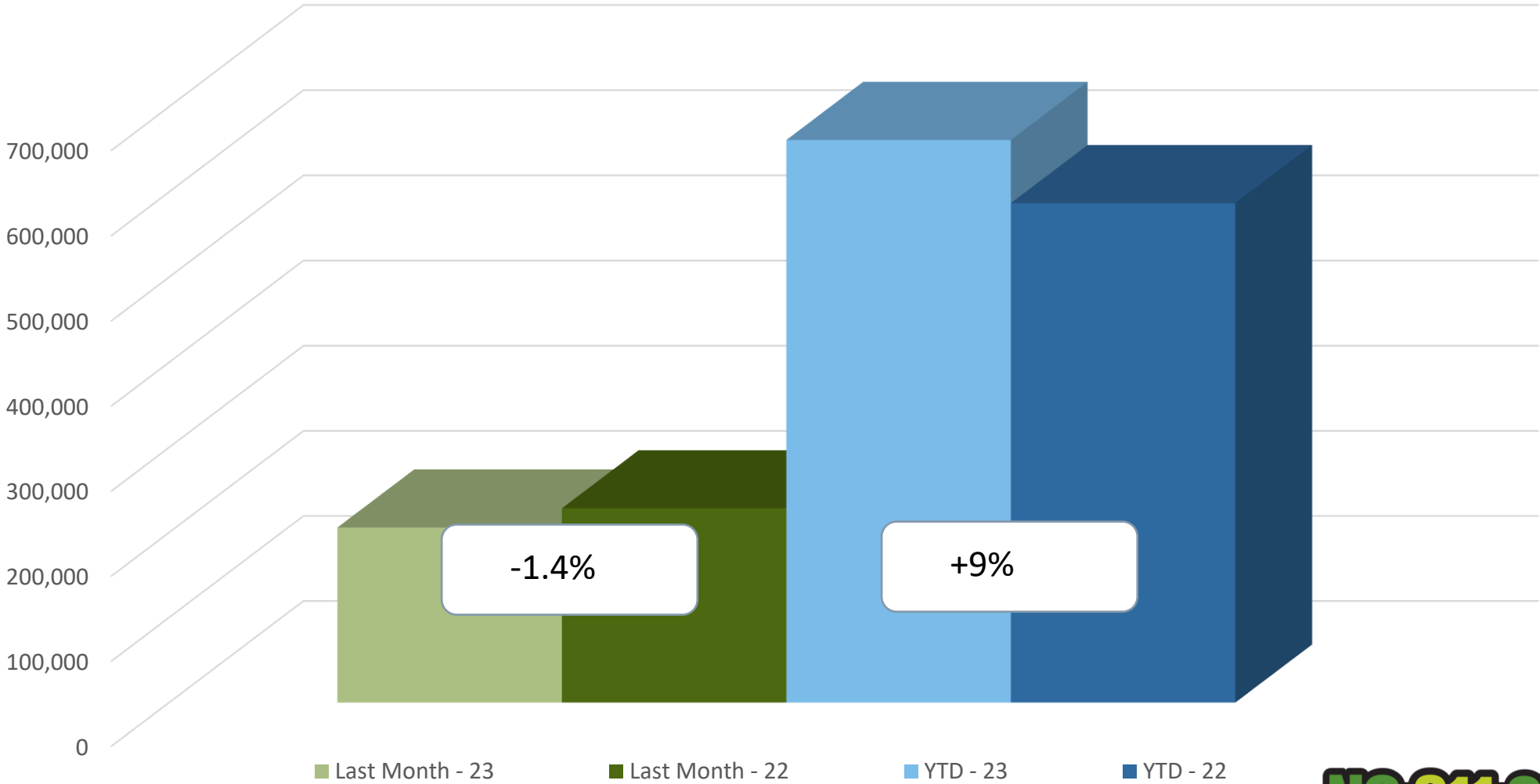
County Ticket Volume

Distribution



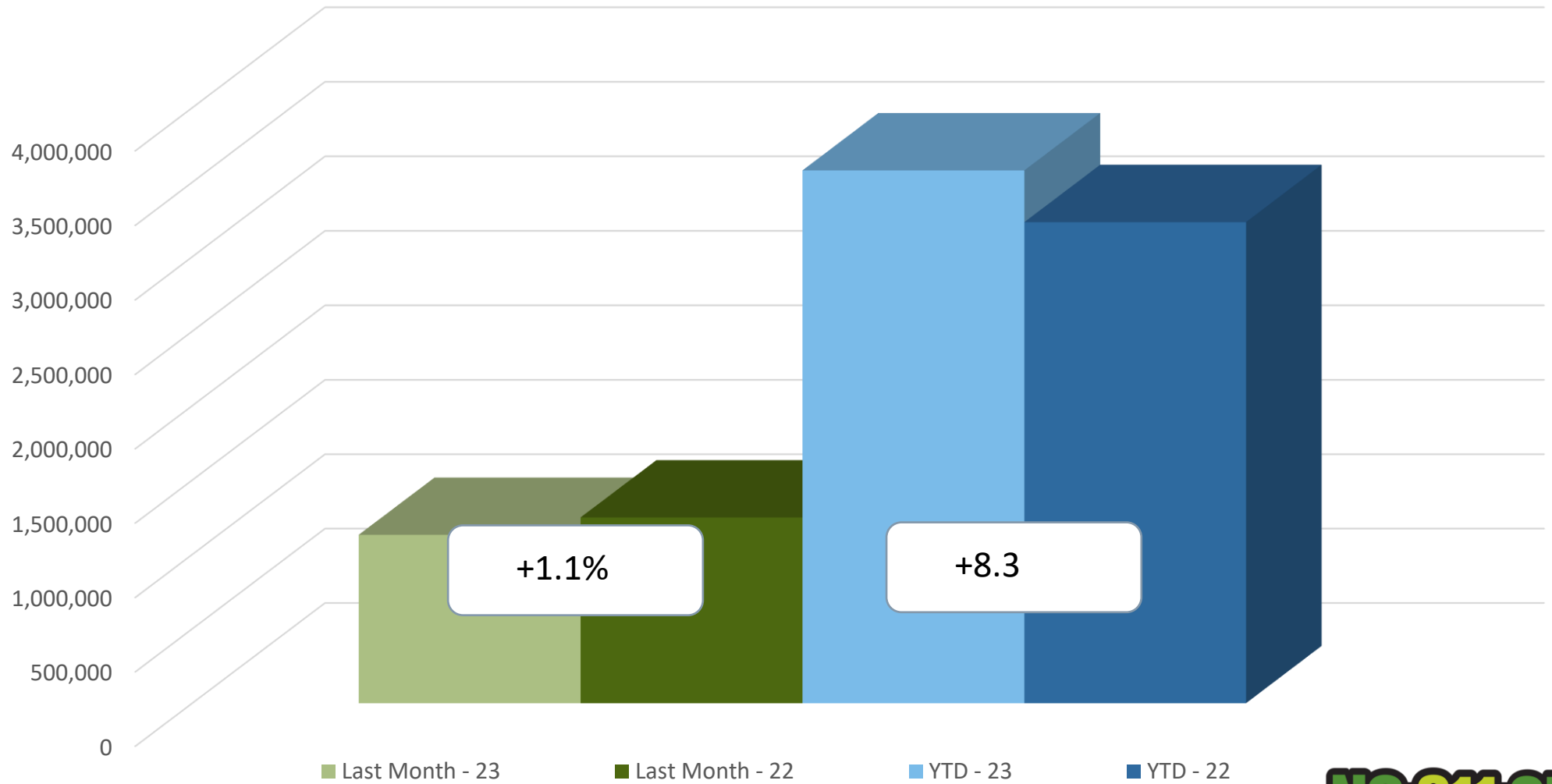
Locate Requests for NC

April 2023 vs 2022 and YTD



Transmissions for NC

April 2023 vs 2022 and YTD



County Ticket Volume

April 2023 vs 2022

Cleveland	3 HR	CNCL	NEW	RXMT	UPDT	TOTAL Tickets
2022	79	8	959	39	227	1312
2023				34	395	1441
	-10.1%	37.5%	-3.0%	-12.8%	74.0%	9.8%
				Avg Locates per Day		76



County Ticket Volume

April 2023 vs 2022

Gaston	3 HR	CNCL	NEW	RXMT	UPDT	TOTAL Tickets
2022	185	20	2948	87	966	4206
2023	87	23	2579	34	912	3635
	-53.0%	15.0%	-12.5%	-60.9%	-5.6%	-13.6%
				Avg Locates per Day		191



County Ticket Volume

April 2023 vs 2022

Rutherford	3 HR	CNCL	NEW	RXMT	UPDT	TOTAL Tickets
2022	20	4	638	18	329	1009
2023	23	7	470	11	319	830
	15.0%	75.0%	-26.3%	-38.9%	-3.0%	-17.7%
				Avg Locates per Day		44



County Ticket Volume

YTD vs Previous Year

Cleveland	3 HR	CNCL	NEW	RXMT	UPDT	TOTAL Tickets
2022	184	28	3691	147	1071	5121
2023	279	40	3974	155	1745	6193
	51.6%	42.9%	7.7%	5.4%	62.9%	20.9%
				Avg Locates per Day		76

County Ticket Volume

YTD vs Previous Year

Gaston	3 HR	CNCL	NEW	RXMT	UPDT	TOTAL Tickets
2022	481	81	10966	229	4115	15872
2023	587	121	10598	263	4338	15907
	22.0%	49.4%	-3.4%	14.8%	5.4%	0.2%
				Avg Locates per Day		194

County Ticket Volume

YTD vs Previous Year

Rutherford	3 HR	CNCL	NEW	RXMT	UPDT	TOTAL Tickets
2022	52	26	2685	69	1078	3910
2023	157	35	2329	57	1224	3802
	201.9%	34.6%	-13.3%	-17.4%	13.5%	-2.8%
				Avg Locates per Day		46

County Ticket Distribution

CLEVELAND	1441
BOILING SPRINGS	23
CASAR	15
EARL	4
FALLSTON	5
GROVER	69
KINGS MOUNTAIN	302
LATTIMORE	4
LAWNDALE	71
MOORESBORO	38
POLKVILLE	9
SHELBY	877
WACO	9

County Ticket Distribution

GASTON	3635
ALEXIS	12
BELMONT	508
BESSEMER CITY	170
CHERRYVILLE	83
CRAMERTON	58
DALLAS	327
GASTONIA	1482
HIGH SHOALS	32
KINGS MOUNTAIN	78
LOWELL	75
MCADENVILLE	37

MOUNT HOLLY	577
RANLO	22
SOUTH GASTONIA	5
STANLEY	164

County Ticket Distribution

RUTHERFORD	830
BOSTIC	51
CAROLEEN	61
CLIFFSIDE	15
ELLENBORO	74
FOREST CITY	174
LAKE LURE	65
RUTH	7
RUTHERFORDTON	323
SPINDALE	39
UNION MILLS	9

DAMAGES



DIRT Damage Information
Reporting Tool

Damages reported for April

NC-Alamance	21
NC-Beaufort	1
NC-Bertie	1
NC-Bladen	1
NC-Brunswick	23
NC-Buncombe	7
NC-Burke	3
NC-Cabarrus	16
NC-Caldwell	2
NC-Camden	1
NC-Carteret	5
NC-Caswell	1
NC-Catawba	10
NC-Chatham	5
NC-Cherokee	1
NC-Cleveland	5
NC-Columbus	7
NC-Craven	9
NC-Cumberland	21
NC-Currituck	1
NC-Dare	2
NC-Davidson	19

NC-Davie	6
NC-Duplin	1
NC-Durham	29
NC-Edgecombe	3
NC-Forsyth	27
NC-Franklin	8
NC-Gaston	9
NC-Gates	1
NC-Guilford	50
NC-Harnett	11
NC-Haywood	2
NC-Henderson	7
NC-Hoke	11
NC-Iredell	16
NC-Johnston	24
NC-Jones	1
NC-Lee	8
NC-Lincoln	8
NC-Macon	1
NC-Martin	1
NC-McDowell	1
NC-Mecklenburg	127
NC-Montgomery	5
NC-Moore	9
NC-Nash	2

NC-New Hanover	18
NC-Onslow	12
NC-Orange	15
NC-Pamlico	1
NC-Pender	2
NC-Person	1
NC-Pitt	36
NC-Polk	2
NC-Randolph	22
NC-Richmond	2
NC-Robeson	2
NC-Rockingham	5
NC-Rowan	13
NC-Rutherford	3
NC-Sampson	1
NC-Stanly	1
NC-Stokes	2
NC-Surry	1
NC-Union	32
NC-Wake	112
NC-Warren	1
NC-Watauga	1
NC-Wayne	2
NC-Wilson	6
NC-Yadkin	3

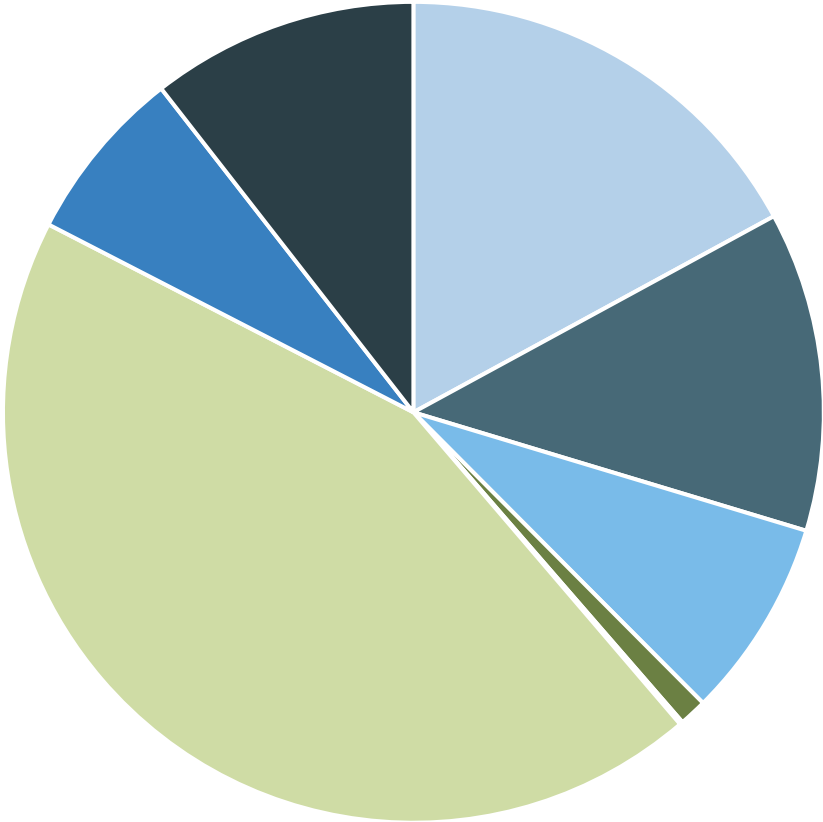
Grand Total 826



Damages reported for April

Cable TV	141
Electric	104
Natural Gas	65
Sewer	9
Steam	1
Telecommunications	362
Unknown/Other	57
Water	87
Grand Total	826

Utilities Damaged



- Cable TV
- Electric
- Natural Gas
- Sewer
- Steam
- Telecommunications
- Unknown/Other
- Water



Will Prescott with
Greenville Utilities
Commission recognized
as a Damage
Prevention Most
Valuable Professional



OUR NC811 EDUCATION TEAM



STEVEN MOORE
Media Relation Specialist



ANN RUSHING
Education Manager



HOWARD COREY
Eastern Liaison




TAMI GROVES
Southeast Liaison



TYLE ROSS
Western Liaison



PARRISH REDDICK
Piedmont Liaison



THANK YOU




A copy of this presentation is available at www.ncucc.org

If this meeting was virtual or hybrid, a video is available on ncucc.org. Go to County UCC's. The video will be listed under the month and year the meeting took place.




Mark Worth	Dominion Energy	mark.worth@dominionenergy.com
Russell Cudd	Dominion Energy	russell.cudd@dominionenergy.com
Donald Tolley	REMC	dtolley@remc.com
Robbie Henderson	REMC	rhenderson@remc.com
Rick Gosnell	DOMINION ENERGY	Ricky.Gosnell@DOMINIONENERGY.COM
BRYAN LOVELACE	DOMINION ENERGY	Bryan.lovelace@dominionenergy.com
JOE MAYES	JTG Fence Co.	jjfence1@bcsouth.net
Austin Seagle	City of Shelby	austin.seagle@gmail.com
Bryant Nodine	City of Shelby	bryant.nodine@cityofshelby.com
Keith Radcliff	NC DOT	kradcliff@ncdot.gov
Marcus Barksdale	Trans Systems	mbarksdale@transystems.com
Todd Davis	Bessemer City	tdavis@bessmercacity.com
Dania Pool	DENC	dania.pool@dominionenergy.com
Scott Huffstetler	DENC	scott.huffstetler@dominionenergy.com

THANK YOU



A copy of this presentation is available at www.ncucc.org

If this meeting was virtual or hybrid, a video is available on ncucc.org. Go to County UCC's. The video will be listed under the month and year the meeting took place.



NC811.ORG