

Lower Cape Fear UCC

County:

Date: 8/15/2023

[illegible]



MONTHLY UPDATE

AUGUST 2023

Lower Cape Fear

EVENTS IN AUGUST

**DURING
AUGUST**

Paradigm Trainings

For dates and locations visit

<https://nc811.org/education-resources/>

AUG 1

National Night Out

City of Jacksonville

AUG 11

National 811 Day

<https://nc811.org/811-day/>

**AUG
21-23**

NC Electrical Inspector Association Conference

Carolina Beach, NC

<https://nceia.com/>





811 Day

August 11th or 8/11 Day serves as a natural reminder for NC residents to call 811 prior to any digging project to have underground utility lines marked.

Help us share this message by utilizing our 811 Day Awareness Toolkit.

<https://nc811.org/811-day/>



**8-11 NIGHT WITH
PIEDMONT NATURAL GAS
AT THE CHARLOTTE KNIGHTS**

FRI 8/11/2023 5:00 PM - 8:30 PM

324 S. MINT STREET, CHARLOTTE



COLONIAL PIPELINE
WILL BE AT THE
DISCOVERY PLACE IN
HUNTERSVILLE, NC
AUGUST 11TH



Colonial Pipeline Company

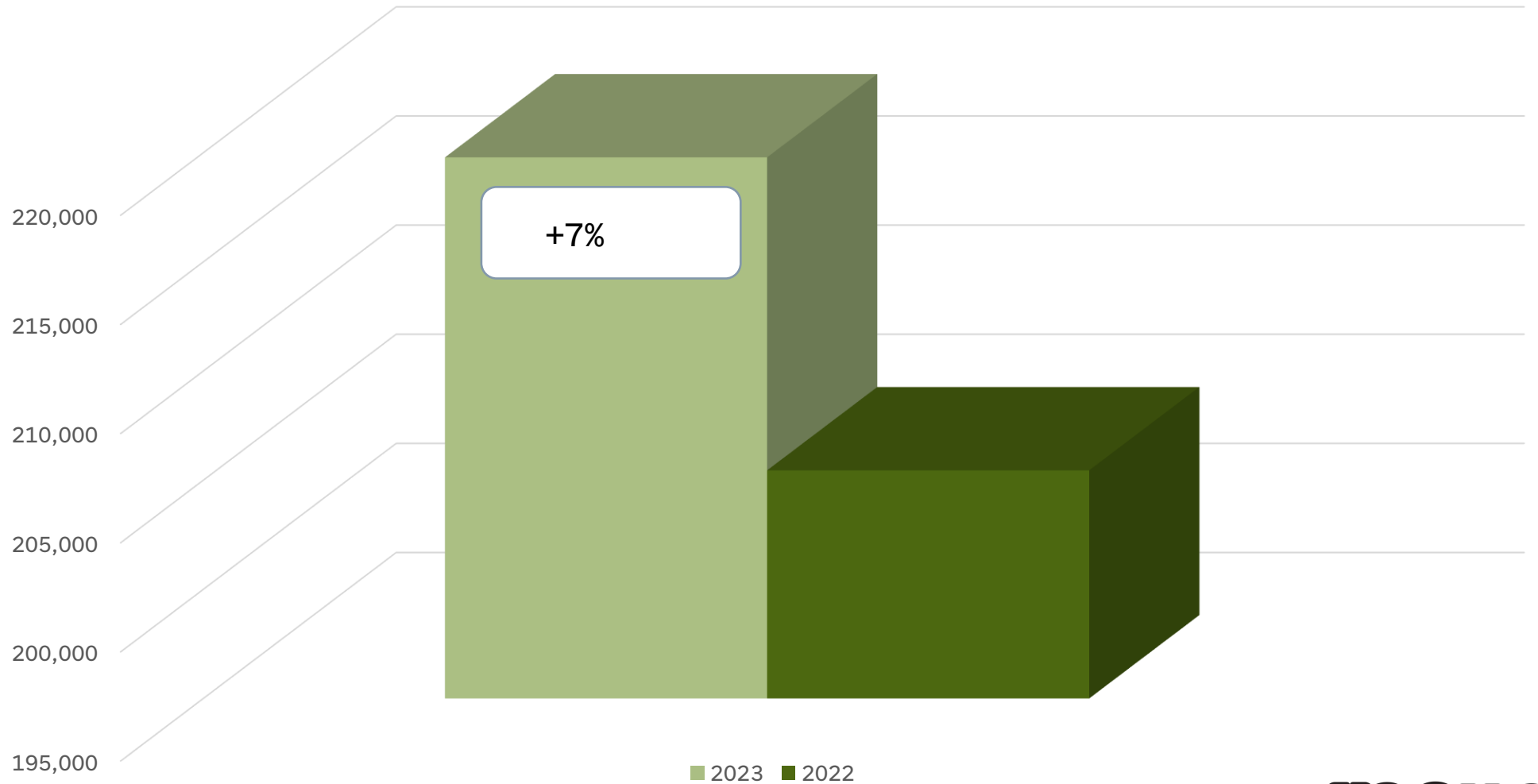


- Locate Requests
- Transmissions
- County Ticket Volume
- Distribution



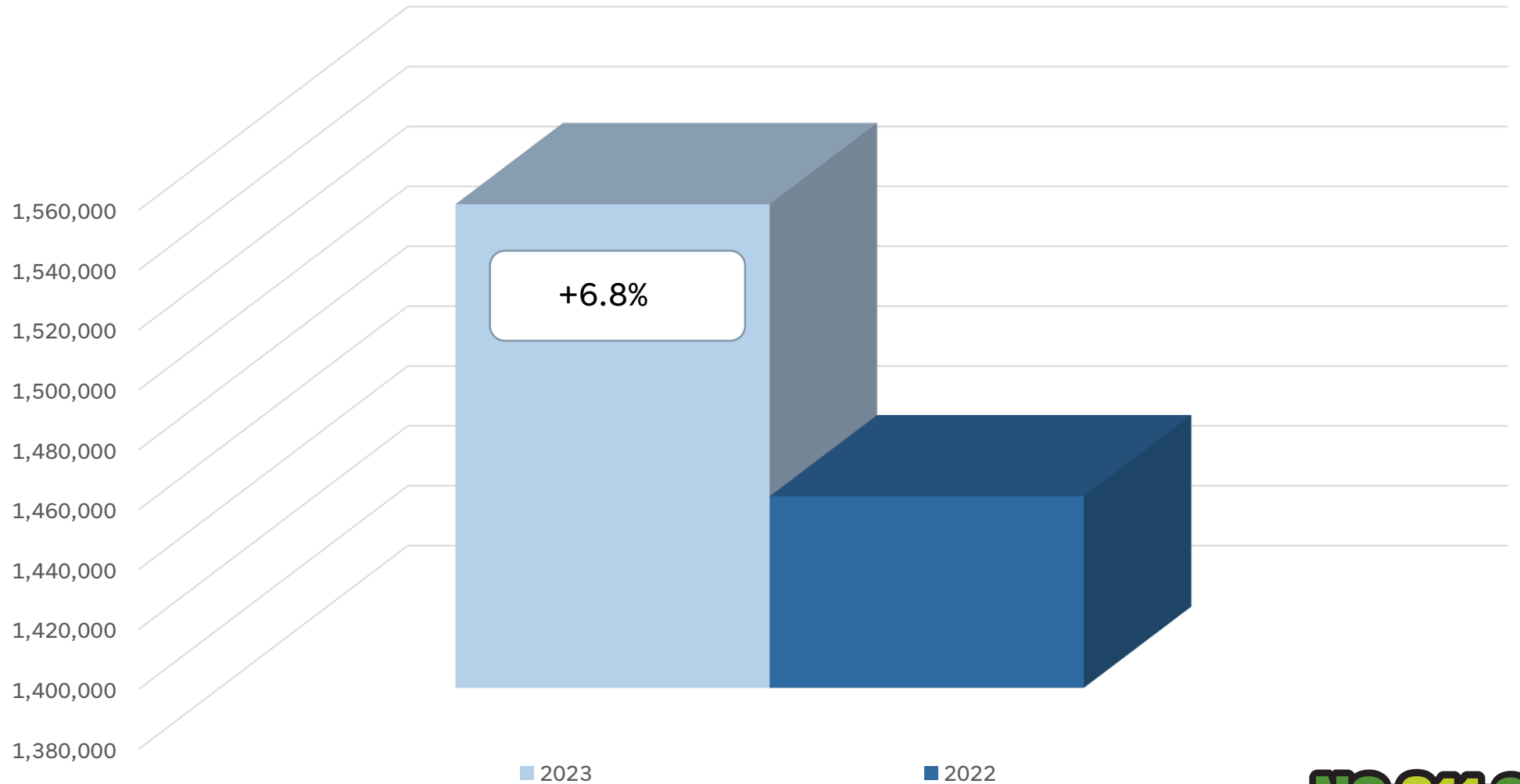
Locate Requests for NC

JULY 2023 vs 2022



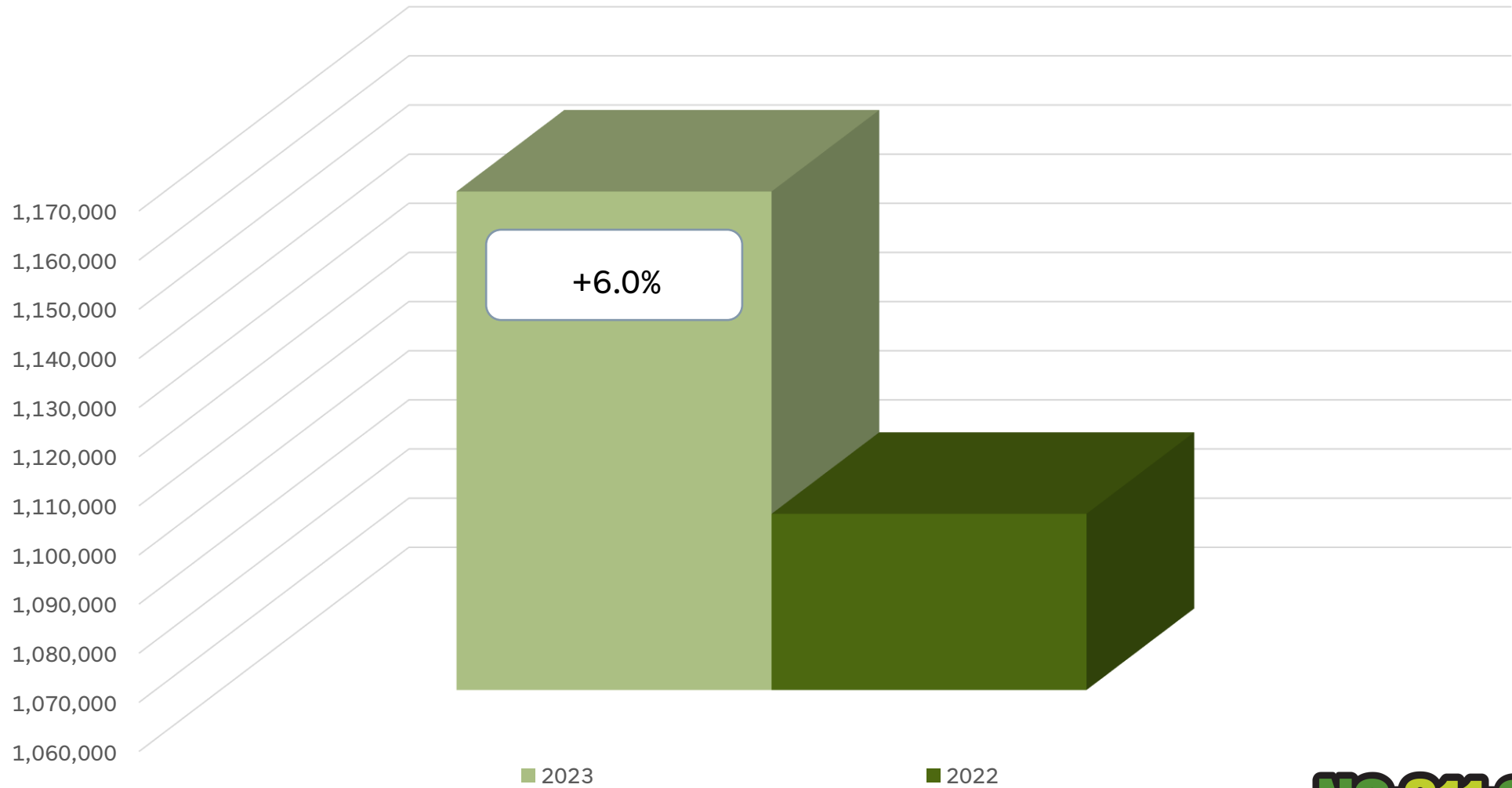
Locate Requests for NC

YTD 2023 vs 2022



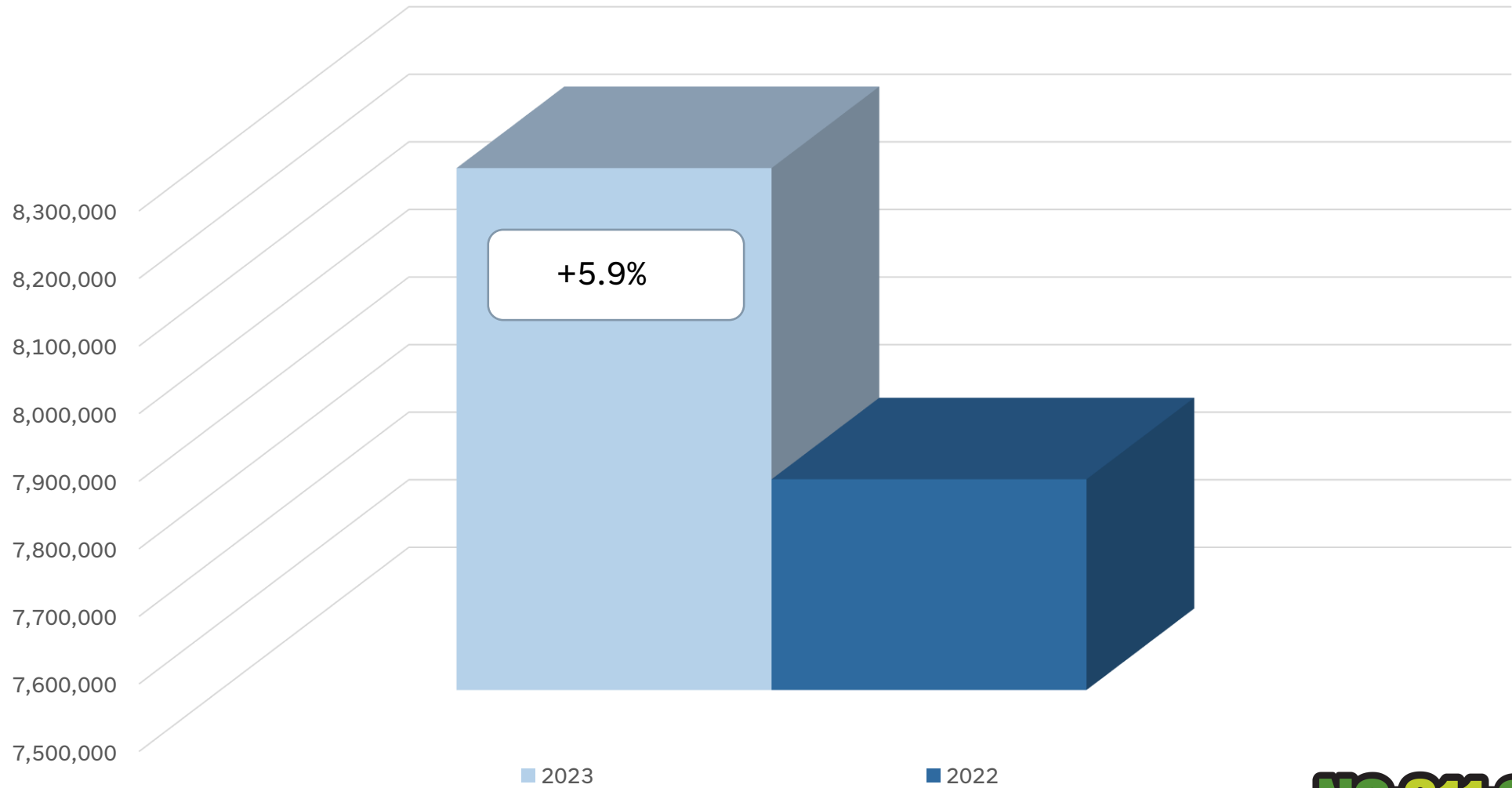
Transmissions for NC

JULY 2023 vs 2022



Transmissions for NC

YTD 2023 vs 2022



County Ticket Volume

JULY 2023 vs 2022

New Hanover	3 HR	CNCL	NEW	RXMT	UPDT	TOTAL Tickets
2022	105	18	2188	83	1129	3523
2023	94	30	2599	91	1494	4308
+/- Var	-10.5%	66.7%	18.8%	9.6%	32.3%	22.3%
		Avg Locates per Day				215

County Ticket Volume

JULY 2023 vs 2022

Brunswick	3 HR	CNCL	NEW	RXMT	UPDT	TOTAL Tickets
2022	173	26	3076	83	1057	4415
2023	86	37	3528	57	1612	5320
+/- Var	-50.3%	42.3%	14.7%	-31.3%	52.5%	20.5%
		Avg Locates per Day				266

County Ticket Volume

JULY 2023 vs 2022

Pender	3 HR	CNCL	NEW	RXMT	UPDT	TOTAL Tickets
2022	59	10	915	52	862	1898
2023	81	8	1254	33	1127	2503
+/- Var	37.3%	-20.0%	37.0%	-36.5%	30.7%	31.9%
		Avg Locates per Day				125

County Ticket Volume

YTD vs Previous Year

New Hanover	3 HR	CNCL	NEW	RXMT	UPDT	TOTAL Tickets
2022	568	150	16934	498	7192	25342
2023	1473	295	19053	736	11329	32886
+/- Var	159.3%	96.7%	12.5%	47.8%	57.5%	29.8%
		Avg Locates per Day				225

County Ticket Volume

YTD vs Previous Year

Brunswick	3 HR	CNCL	NEW	RXMT	UPDT	TOTAL Tickets
2022	948	215	23273	649	7829	32914
2023	879	313	25331	502	10876	37901
+/- Var	-7.3%	45.6%	8.8%	-22.7%	38.9%	15.2%
		Avg Locates per Day				260

County Ticket Volume

YTD vs Previous Year

Pender	3 HR	CNCL	NEW	RXMT	UPDT	TOTAL Tickets
2022	434	69	6454	358	3683	10998
2023	375	96	7704	313	6838	15326
+/- Var	-13.6%	39.1%	19.4%	-12.6%	85.7%	39.4%
		Avg Locates per Day				105

County Ticket Distribution

County/Place	07 Jul
NEW HANOVER	4308
BAYSHORE	9
CAROLINA BEACH	118
CASTLE HAYNE	276
HIGHTSVILLE	3
KINGS GRANT	3
KIRKLAND	13
KURE BEACH	32
MASONBORO	6
MURRAYSVILLE	24
MYRTLE GROVE	16
MYRTLE GROVE JUNCTIO	3
OGDEN	35

SEA BREEZE	3
SEAGATE	2
SILVER LAKE	3
WILMINGTON	3673
WRIGHTSBORO	15
WRIGHTSVILLE	2
WRIGHTSVILLE BEACH	72

County Ticket Distribution

County/Place	07 Jul
BRUNSWICK	5320
ASH	96
BALD HEAD ISLAND	55
BELVILLE	35
BOILING SPRING LAKES	79
BOLIVIA	460
BRICK LANDING	2
BRUNSWICK STATION	1
CALABASH	482
CAROLINA SHORES	57
CASWELL BEACH	9
HOLDEN BEACH	42
LANVALE	1
LELAND	1314
LONGWOOD	14
MALMO	3

NAVASSA	142
NORTHWEST	35
OAK ISLAND	344
OCEAN ISLE BEACH	416
SAINT JAMES	72
SANDY CREEK	2
SHALLOTTE	351
SHELL POINT	1
SOUTHPORT	558
SUNSET BEACH	138
SUNSET HARBOR	2
SUPPLY	308
TOWN CREEK	14
WINNABOW	287

County Ticket Distribution

County/Place	07 Jul
PENDER	2503
ATKINSON	233
BURGAW	100
CURRIE	152
HAMPSTEAD	1501
KINGS LANDING	2
MAPLE HILL	3
PENDERLEA	1
ROCKY POINT	252
SAINT HELENA	4
SCOTTS HILL	29
SLOOP POINT	1
SURF CITY	112
TOPSAIL	39
TOPSAIL BEACH	19
WALLACE	11
WATHA	7
WILLARD	37

DAMAGES



DIRT Damage Information
Reporting Tool

Damages reported for JULY – 1,131



NC-Alamance	31
NC-Anson	2
NC-Ashe	1
NC-Beaufort	1
NC-Bladen	2
NC-Brunswick	8
NC-Buncombe	12
NC-Burke	1
NC-Cabarrus	30
NC-Caldwell	3
NC-Camden	1
NC-Carteret	4
NC-Caswell	5
NC-Catawba	24
NC-Chatham	10
NC-Cherokee	1
NC-Chowan	13
NC-Cleveland	3
NC-Columbus	1
NC-Craven	7
NC-Cumberland	23
NC-Currituck	4

NC-Dare	4
NC-Davidson	15
NC-Davie	7
NC-Duplin	5
NC-Durham	46
NC-Edgecombe	1
NC-Forsyth	33
NC-Franklin	6
NC-Gaston	13
NC-Granville	3
NC-Guilford	49
NC-Halifax	3
NC-Harnett	22
NC-Haywood	6
NC-Henderson	4
NC-Hertford	4
NC-Hoke	4
NC-Iredell	22
NC-Jackson	3
NC-Johnston	23
NC-Lee	12
NC-Lenoir	4
NC-Lincoln	4
NC-Macon	1
NC-McDowell	3



NC-Mecklenburg	171
NC-Mitchell	1
NC-Montgomery	3
NC-Moore	15
NC-Nash	5
NC-New Hanover	24
NC-Onslow	13
NC-Orange	31
NC-Pasquotank	1
NC-Pender	11
NC-Perquimans	1
NC-Person	1
NC-Pitt	43
NC-Polk	1
NC-Randolph	17
NC-Richmond	1
NC-Robeson	14
NC-Rockingham	5
NC-Rowan	12
NC-Rutherford	4
NC-Sampson	4
NC-Stokes	3
NC-Surry	3
NC-Union	36
NC-Vance	1
NC-Wake	205
NC-Warren	2
NC-Watauga	3
NC-Wayne	10
NC-Wilson	5
NC-Yadkin	1

Top 10 Callers for – New Hanover

Rank	Name	Totals
1	MASTEC	518
2	SOUTHEASTERN CABLE CONTRACTORS	286
3	AT&T UTILITY OPERATIONS	257
4	A D B	198
5	SOUTHEAST CONNECTIONS, LLC	173
6	PIEDMONT UTILITY GROUP, LLC	162
7	HONEYCUTT CONSTRUCTION SERVICES	147
8	ANSCO & ASSOCIATES, LLC	127
9	CAROLINA CIVILWORKS, INC	116
10	PIEDMONT NATURAL GAS	99

Top 10 Callers for – Brunswick

Rank	Name	Totals
1	ATMC	836
2	PIEDMONT UTILITY GROUP, LLC	337
3	A D B	291
4	QUANTA SERVICES	281
5	SOUTHEASTERN CABLE CONTRACTORS	216
6	QUANTA SERVICES	156
7	BRUNSWICK COUNTY PUBLIC UTILITIES	150
8	ELECTRICOM	118
9	STATE UTILITY CONTRACTORS	105
10	SOUTHEAST CONNECTIONS, LLC	93

Top 10 Callers for – Pender

Rank	Name	Totals
1	PIEDMONT UTILITY GROUP, LLC	693
2	MASTEC	191
3	KVA COMMUNICATIONS	120
4	SOUTHEASTERN CABLE CONTRACTORS	120
5	A D B	76
6	AT&T UTILITY OPERATIONS	62
7	MID ATLANTIC CABLE SOLUTIONS	60
8	FREELAND AND SONS	57
9	MILAM PLUMBING, INC	52
10	HAL COLLINS CONST	51



2023 / 2024 State UCC Officers



CHAIR
Ralph Murphy



CO-CHAIR
Lindsey Pontz



SECRETARY
Shawn Kelly




TREASURER
Sandra Johnson

On July 11th during the State UCC Meeting in Concord, Chase Gibson with the City of Kings Mountain was presented the Safe Digging Partner Damage Prevention Most Valuable Professional award from NC811.

Congratulations Chase!



OUR NC811 EDUCATION TEAM



STEVEN MOORE
Media Relation Specialist



ANN RUSHING
Education Manager



HOWARD COREY
Eastern Liaison



TAMI GROVES
Southeast Liaison



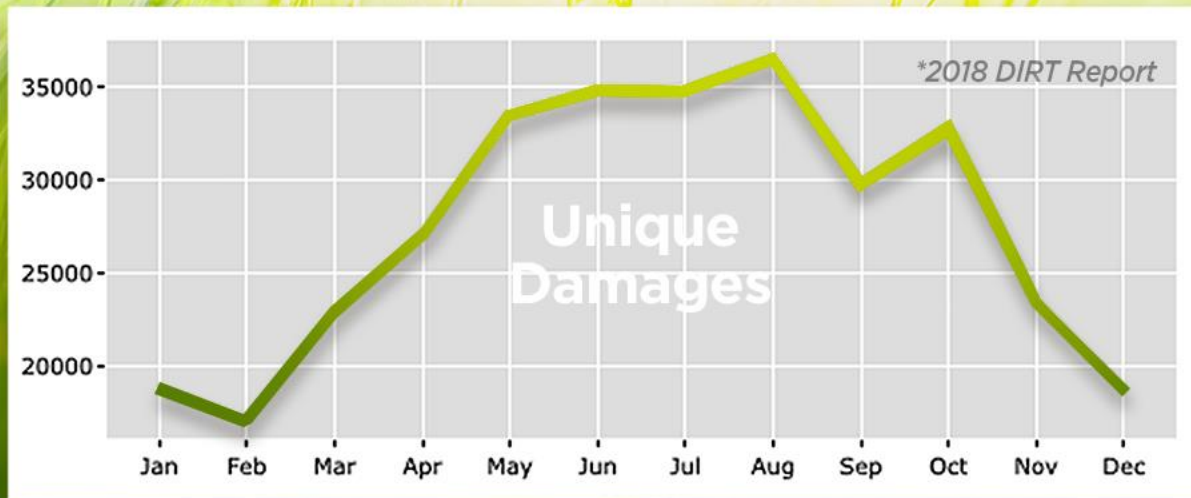
TYLER ROSS
Western Liaison



PARRISH REDDICK
Piedmont Liaison



More damages occur in August than any other month.*



Always #call811 before digging.



<https://nc811.org/811-day/>



- A copy of this presentation is available at www.ncucc.org
- If this meeting was virtual or hybrid, a video is available on ncucc.org. Go to County UCC's. The video will be listed under the month and year the meeting took place.